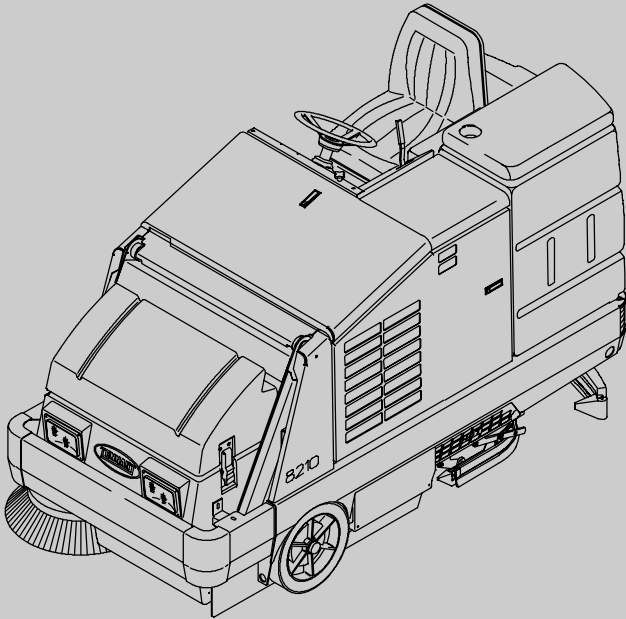




# 8210D

## Parts Manual



When ordering replacement parts, use the illustrated parts list section in this manual. Before ordering parts or supplies, be sure to have your machine model number and serial number available. Parts and supplies may be ordered online, by phone, or mail from any authorized parts and service center, distributor or from any of the manufacturer's subsidiaries.

This machine will provide excellent service. However, the best results will be obtained at minimum costs if:

- The machine is operated with reasonable care.
- The machine is maintained regularly - per the machine maintenance instructions provided.
- The machine is maintained with manufacturer supplied or equivalent parts.

---

## MACHINE DATA

---

Please fill out at time of installation for future reference.

Model No. - 8210D

Serial No. - \_\_\_\_\_

Machine Options - \_\_\_\_\_

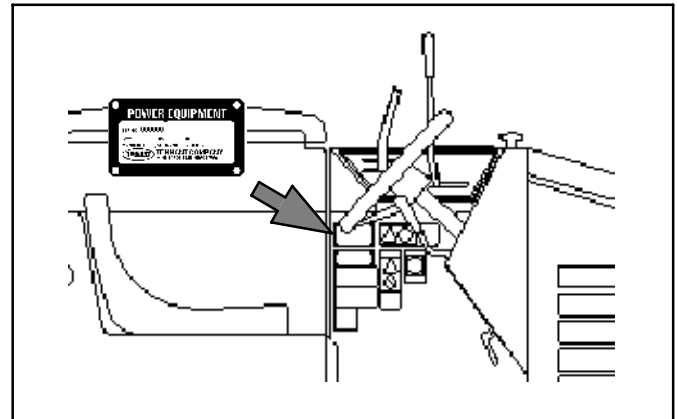
Sales Rep. - \_\_\_\_\_

Sales Rep. phone no. - \_\_\_\_\_

Customer Number - \_\_\_\_\_

Installation Date - \_\_\_\_\_

### Machine Data Plate



### Tennant Company

PO Box 1452

Minneapolis, MN 55440

Phone: (800) 553-8033 or (763) 523-2850

[www.tennantco.com](http://www.tennantco.com)

MAXPRO and ES are United States registered trademarks of the Tennant Company

Thermo Sentry is a United States trademarks of Tennant Company.

Specifications and parts are subject to change without notice.

Copyright © 1998-2000, 2002-2006 TENNANT, Printed in U.S.A.

## HOW TO USE THIS MANUAL

This section on *HOW TO USE THIS MANUAL* will tell you how to:

- Find important machine information for ordering correct repair parts.
- Find TENNANT part numbers.
- Order TENNANT parts and supplies.

---

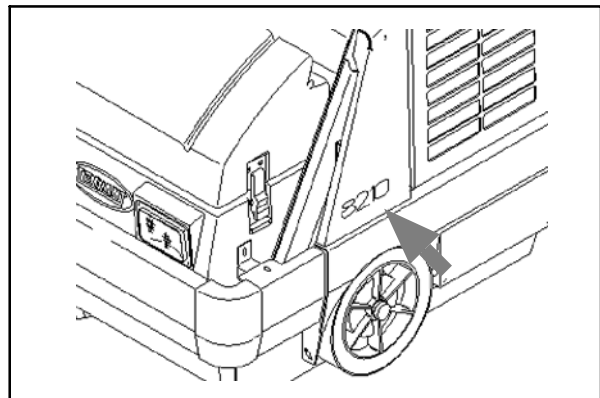
### IMPORTANT INFORMATION

---

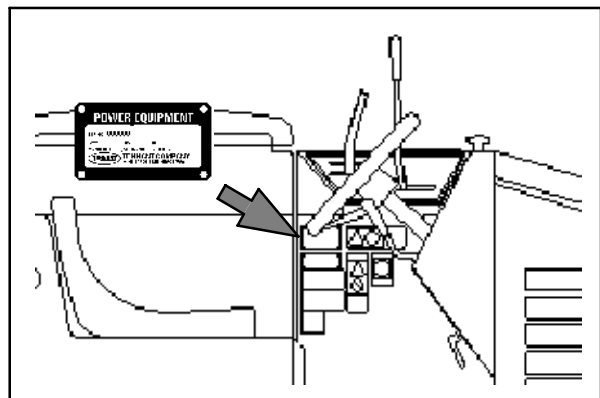
When placing an order for parts, the machine model and machine serial number are important. Refer to the *MACHINE DATA* box which is filled out during the installation of your machine. The *MACHINE DATA* box is located on the inside of the front cover of this manual.

MACHINE DATA	
<i>Please fill out at time of installation for future reference.</i>	
Machine Model Number -	8210D
Machine Serial Number -	_____
Machine Options -	_____
TENNANT Representative/phone no. -	_____
Customer ID Number -	_____
Date of Installation -	_____
Manual Number -	330210
Revision:	00
Published:	1-98

The model number of your machine is on the side of the machine.



The serial number of your machine is printed on the machine data plate located as shown.



# HOW TO USE THIS MANUAL

## FINDING A TENNANT PART NUMBER

This manual contains the following sections:

- HOW TO USE THIS MANUAL
- STANDARD PARTS
- OPTIONS
- BREAKDOWNS
- ENGINE BREAKDOWN
- CROSS REFERENCE

The STANDARD PARTS section lists repair parts for standard machines. They are grouped in this general order:

- General wear parts.
- Machine frame and related parts.
- Machine propelling system.
- Sweeping and Scrubbing components.
- Electrical parts.

The OPTION section lists repair parts of options.

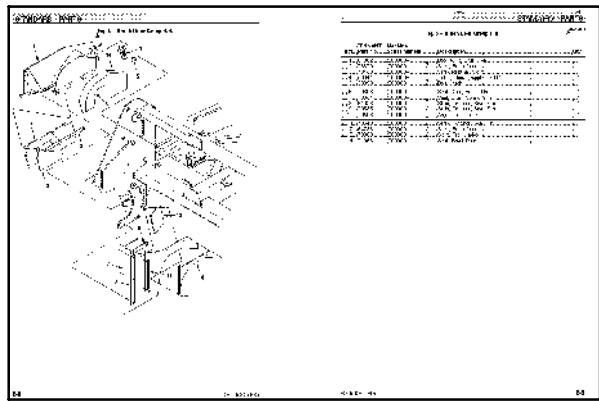
The BREAKDOWN section lists available repair parts of major components.

All sections in this manual consist of parts illustrations and corresponding parts lists.

The parts illustrations are numbered with **Ref** numbers which refer to corresponding parts lists.

The parts lists include a number of columns of information:


- **Ref** - column refers to the reference number on the parts illustration.  
 ▽ - indicates the part is an assembly.  
 ▲ - indicates the part is included in the assembly listed just before it.
- **TENNANT Part No.** - column lists the TENNANT part number for the part.
- **Serial Number** - column indicates the set of machines the part number is applicable to. Serial numbers change when the machine design has been modified. The most current design of the machine is shown in the main illustration, older designs are boxed in a corner of the illustration.
- **Description** - column is a brief description of the part.
- **Qty.** - column lists the quantity of that part used in that area of the machine.



Ref.	Tennant Part No.	Machine Serial Number	Description	Qty.
▽	365236	(000000-	) Light Kit, Rev. Chg	1
▲▽	1 361975	(000000-	) Light, Rev, Amber, 12V	1
▲▲	44681-1	(000000-	) Lens, Rev. Light, Amber	1
▲▲	45779	(000000-	) Lamp	1
▲▲	2 10632-12	(000000-	) Grommet, Flange	2
▲▲	3 365232	(000000-	) Duct, Vinyl	1
▲	4 365233	(000000-	) Duct, Vinyl	1
▲	5 360520	(000000-	) Switch, Flicker, Spdt, 3Pos	1
▲	6 384183	(000000-	) Harness, Revolving Light, 8200	1
▲	7 361163	(000000-	) Molding, Rigid	1
▲	8 365234	(000000-	) Insulation, Soundfoam	2
▲	9 365235	(000000-	) Insulation, Soundfoam	2
	44681	(000000-	) Lens, Revolving Light, Red	1
	44681-2	(000000-	) Lens, Revolving Light, Blue	1

**NOTE:** If a service kit is installed on your machine, be sure to keep the **INSTRUCTION BULLETIN** which came with the kit. It contains repair parts numbers needed for ordering future parts.

**NOTE:** Fasteners used in this machine may be metric or non-metric. Take care when replacing hardware to replace with same thread size.



## PLACING AN ORDER

Orders may be placed by phone, fax, or by mail. Phone orders may need written confirmation. Follow the steps below to insure prompt delivery:

1. Identify the model number of your machine.
2. Identify the serial number of your machine.
3. Find the part number of the part you need. Do not order by page number or reference number. If you are not able to find the part number, call your TENNANT representative for help or send the old part as a sample.
4. Determine the quantity of the part you need.
5. Provide the following company information:
  - Company name
  - Customer ID Number
  - Shipping address
  - Billing address
  - First and last name of person ordering parts
  - Telephone number
  - Purchase order number
6. Provide definitive shipping instructions.

## HOW TO USE THIS MANUAL

---

Any claim for loss or damage to a shipment in transit should be filed promptly with the transportation company making the delivery. Shipments will be complete unless the packing list or order acknowledgement indicates items back ordered.

If parts received are suspected to be incorrect or defective, please contact the TENNANT representative from whom you ordered the part. They will give authorization for return and/or handle replacement shipments when required.

## SECTION 2

Contents	Page
Fig. 1 - Recommended General Maintenance Items	2-3
Fig. 2 - Brushes, Replacement for Max Pro 1000 (Two Brush)	2-4
Fig. 3 - Brushes, Replacement for Max Pro 1200 (Three Brush)	2-6
Fig. 4 - Main Frame Group	2-8
Fig. 5 - Brush Doors Group	2-10
Fig. 6 - Operator Station Group	2-12
Fig. 7 - Operator Station Insulation Group	2-14
Fig. 8 - Instrument Panel Assembly	2-16
Fig. 9 - Seat Group	2-18
Fig. 10 - Steering Wheel Group	2-20
Fig. 11 - Engine Side Door Group	2-22
Fig. 12 - Engine Cover Group	2-24
Fig. 13 - Engine Radiator Grille Group	2-26
Fig. 14 - Engine And Mount Group	2-28
Fig. 15 - Engine Fuel Tank Group	2-30
Fig. 16 - Engine Air Cleaner Group	2-32
Fig. 17 - Engine Alternator Group	2-34
Fig. 18 - Engine Muffler Group	2-36
Fig. 19 - Engine Radiator Group	2-38
Fig. 20 - Battery Group	2-40
Fig. 21 - Wheels And Brakes Group, Front	2-42
Fig. 22 - Brake Pedal Group	2-44
Fig. 23 - Directional Pedal Group	2-46
Fig. 24 - Wheel Group, Rear Drive	2-48
Fig. 25 - Hopper Lift Arms Group	2-50
Fig. 26 - Hopper Group	2-52
Fig. 27 - Hopper Cover And Bumper Group	2-54
Fig. 28 - Hopper Dump Door Group	2-56
Fig. 29 - Hopper Filter Box Group	2-58
Fig. 30 - Main Brush Lift Group	2-60
Fig. 31 - Main Brush Drive Group	2-62
Fig. 32 - Side Brush Motor And Pivot Group	2-64
Fig. 33 - Side Brush Lift Group	2-66
Fig. 34 - Scrub Head Group, Max Pro 1000 (Two-Brush)	2-68
Fig. 35 - Edge Scrub Head Lift Group, Max Pro 1000 (Two-Brush)	2-70
Fig. 36 - Edge Scrub Head Linkage Group, Max Pro 1000 (Two-Brush)	2-72

Contents	Page
Fig. 37 - Squeegee Group, Max Pro 1000 (Two-Brush), Right Side	2-74
Fig. 38 - Squeegee Group, Max Pro 1000 (Two-Brush), Left Side	2-76
Fig. 39 - Squeegee Linkage Group, Rear	2-78
Fig. 40 - Squeegee Lift Group, Rear	2-80
Fig. 41 - Squeegee Group, Rear	2-82
Fig. 42 - Solution Tank Group	2-84
Fig. 43 - Recovery Tank Group	2-86
Fig. 44 - Recovery Tank Drain Group	2-88
Fig. 45 - Solution Control Group	2-90
Fig. 46 - Scrubbing Vacuum Fan Group	2-92
Fig. 47 - Sweeping Vacuum Fan Group	2-94
Fig. 48 - Hydraulic Schematic	2-96
Fig. 49 - Hydraulic Hose Group	2-98
Fig. 50 - Hydraulic Pump Linkage Group (000000-009999)	2-104
Fig. 51 - Hydraulic Pump Linkage Group (010000- )	2-106
Fig. 52 - Hydraulic Pumps And Filter Group	2-108
Fig. 53 - Hydraulic Belt Drive Pump Group	2-110
Fig. 54 - Hydraulic Reservoir Group	2-112
Fig. 55 - Hydraulic Control Valve Group	2-114
Fig. 56 - Hydraulic Valve Group, Main	2-116
Fig. 57 - Hydraulic Valve Group, Hopper Door And Brush Lift	2-118
Fig. 58 - Electrical Schematic	2-120
Fig. 59 - Electrical Wire Harness Group	2-125
Fig. 60 - Label Group	2-134





Fig. 1 - General Recommended Maintenance Items

Ref.	Part No.	Serial Number	Description	Qty.
▽	365163	(000000-	) Performance Pkg, 400 Hr Die	1
▲	58120	(000000-	) Element, Fltr, Air [Dn]	1
▲	55849	(000000-	) Element, Fltr, Oil, Spin-On [Ku]	8
▲	1017126	(000000-	) Vr, Element, Fltr, Fuel [Dn]	1
▲	65221	(000000-	) Element, Fltr, Oil, Spin-On [Dn]	9
▲	58327	(000000-	) Belt, V, [3v] 41.0l	1
▲	364047	(000000-	) Belt, V, 11m 28.8l	1
▲	78730	(000000-	) Cap, Breather, Hyd, 8.5 Ds	1
▲	31613	(000000-	) Strainer, Hyd, 25gpm 100mesh Psi	1
▽	398345	(000000-	) Kit, Maint, 800hr [8200/8210 G/Lp/D]	1
▲	360134	(000000-	) Seal	1
▲	360136	(000000-	) Flap, Recirculation	1
▲	364692	(000000-	) Skirt	1
▲	364775	(000000-	) Skirt	1
▲	364462	(000000-	) Skirt	1
▲	364516	(000000-	) Seal, Hppr,	1
▲	364960	(000000-	) Skirt	1
▲	364688	(000000-	) Seal, Dump Door	1
▲	365126	(000000-	) Filter Pkg, Dust, Panl, 97plts	1
▲	21586	(000000-	) Bumper, Sqge	1
▲	20833	(000000-	) Wheel, 3.0d 1.38w 0.50b	1

**Fig. 2 - Brushes, Replacement for Max Pro 1000 (Two Brush)**

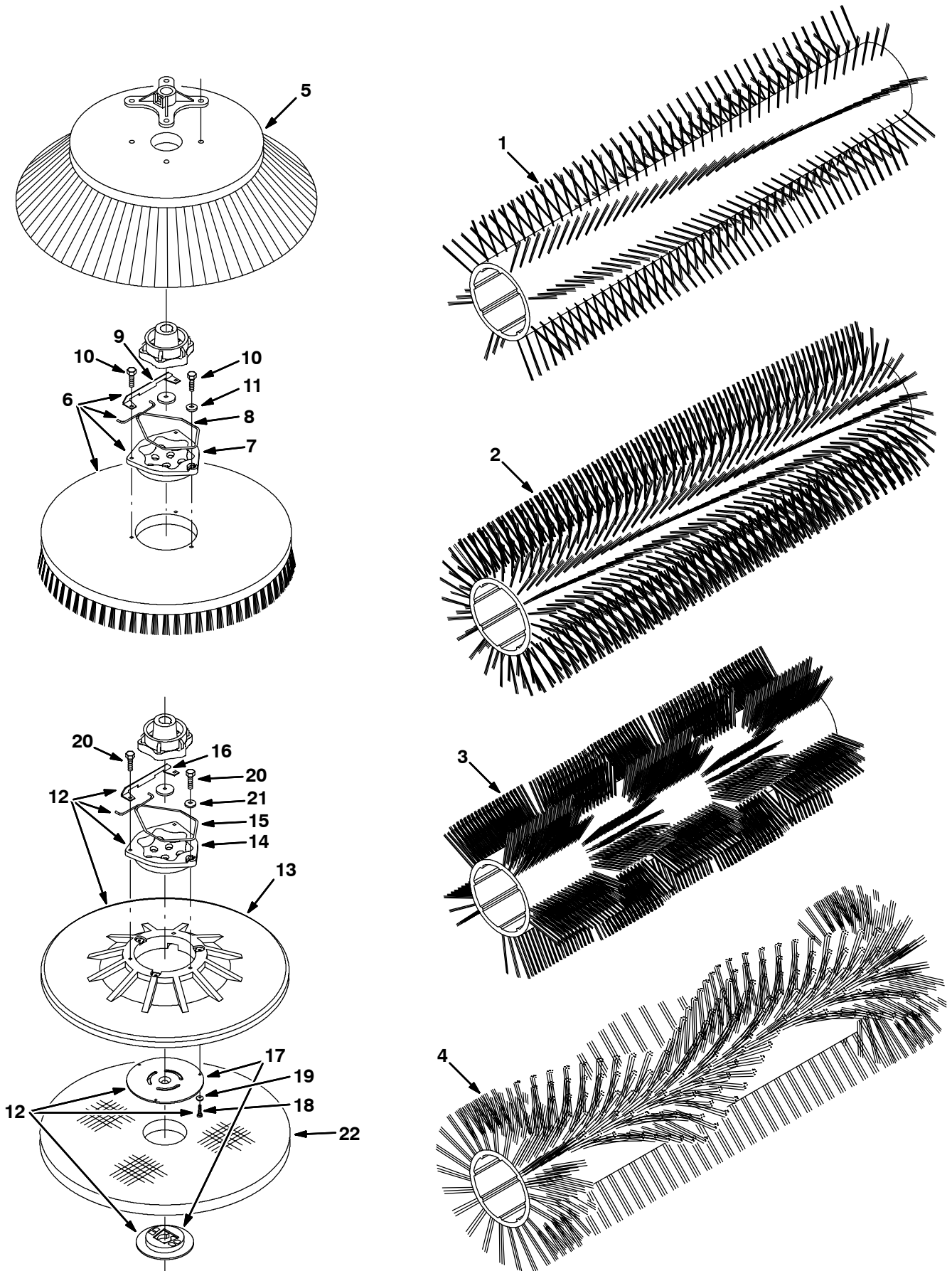


Fig. 2 - Brushes, Replacement for Max Pro 1000 (Two Brush)

Ref.	Part No.	Serial Number	Description	Qty.	
1	87097	(000000-	) Brush, Sweep, 36L, P W	1	
1	87099	(000000-	) Brush, Sweep, 36L, Poly	1	
1	87334	(000000-	) Brush, Sweep, 36L, Estr	1	
2	87333	(000000-	) Brush, Sweep, 36L, Estr	1	
3	370010	(000000-	) Brush, Sweep, 36L Window Poly	1	
4	370025	(000000-	) Brush, Sweep, 36Lg Wedge Pol	1	
5	08013N	(000000-	) Brush, Disk, Sweep, 24D, Nyl	1	
5	59431	(000000-	) Brush, Disk, Sweep, 23D, Poly	1	
5	59432	(000000-	) Brush, Disk, Sweep, 23D, Fltw	1	
▽	6	378951	(000000-	) Brush, Disk, Scrub, 20D, S Ab	2
▲	7	15539	(000000-	) Adaptor	1
▲	8	14838	(000000-	) Spring, Brush Retaining	1
▲	9	24299	(000000-	) Bracket	1
▲	10	32746	(000000-	) Screw, Pan, M6 X 1.0 X 35, Ss	3
▲	11	01684	(000000-	) Washer, Flat, 0.25 Ss	1
▽	6	14953	(000000-	) Brush, Disk, Scrub, 20D, Poly	2
▲	7	15539	(000000-	) Adaptor	1
▲	8	14838	(000000-	) Spring, Brush Retaining	1
▲	9	24299	(000000-	) Bracket	1
▲	10	32746	(000000-	) Screw, Pan, M6 X 1.0 X 35, Ss	3
▲	11	01684	(000000-	) Washer, Flat, 0.25 Ss	1
▽	6	14967	(000000-	) Brush, Disk, Scrub, 20D, Nyl	2
▲	7	15539	(000000-	) Adaptor	1
▲	8	14838	(000000-	) Spring, Brush Retaining	1
▲	9	24299	(000000-	) Bracket	1
▲	10	32746	(000000-	) Screw, Pan, M6 X 1.0 X 35, Ss	3
▲	11	01684	(000000-	) Washer, Flat, 0.25 Ss	1
▽	12	370020	(000000-	) Driver,Pad 20D Assy	2
▲	13	370080	(000000-	) Back, Pad Drive W/Face 20 Dia.	1
▲	14	15539	(000000-	) Adaptor	1
▲	15	14838	(000000-	) Spring, Brush Retaining	1
▲	16	24299	(000000-	) Bracket	1
▲	17	370090	(000000-	) Centering Device, F/Pad Driver	1
▲	18	09198	(000000-	) Scr Panssm 4X0.7 35	3
▲	19	41579	(000000-	) Washer, Flat, #8, Ss	3
▲	20	32746	(000000-	) Screw, Pan, M6 X 1.0 X 35, Ss	3
▲	21	01684	(000000-	) Washer, Flat, 0.25 Ss	1
	22	17260	(000000-	) Pad, Polish, 20Dia, White	2
	22	17261	(000000-	) Pad, Buff, 20Dia, Red	2
	22	17262	(000000-	) Pad, Scrub, 20Dia, Blue	2
	22	17263	(000000-	) Pad, Strip, 20Dia, Brown	2
	22	370094	(000000-	) Pad, Hi Pro-Duty 20D Black	2

Fig. 3 - Brushes, Replacement for Max Pro 1200 (Three Brush)

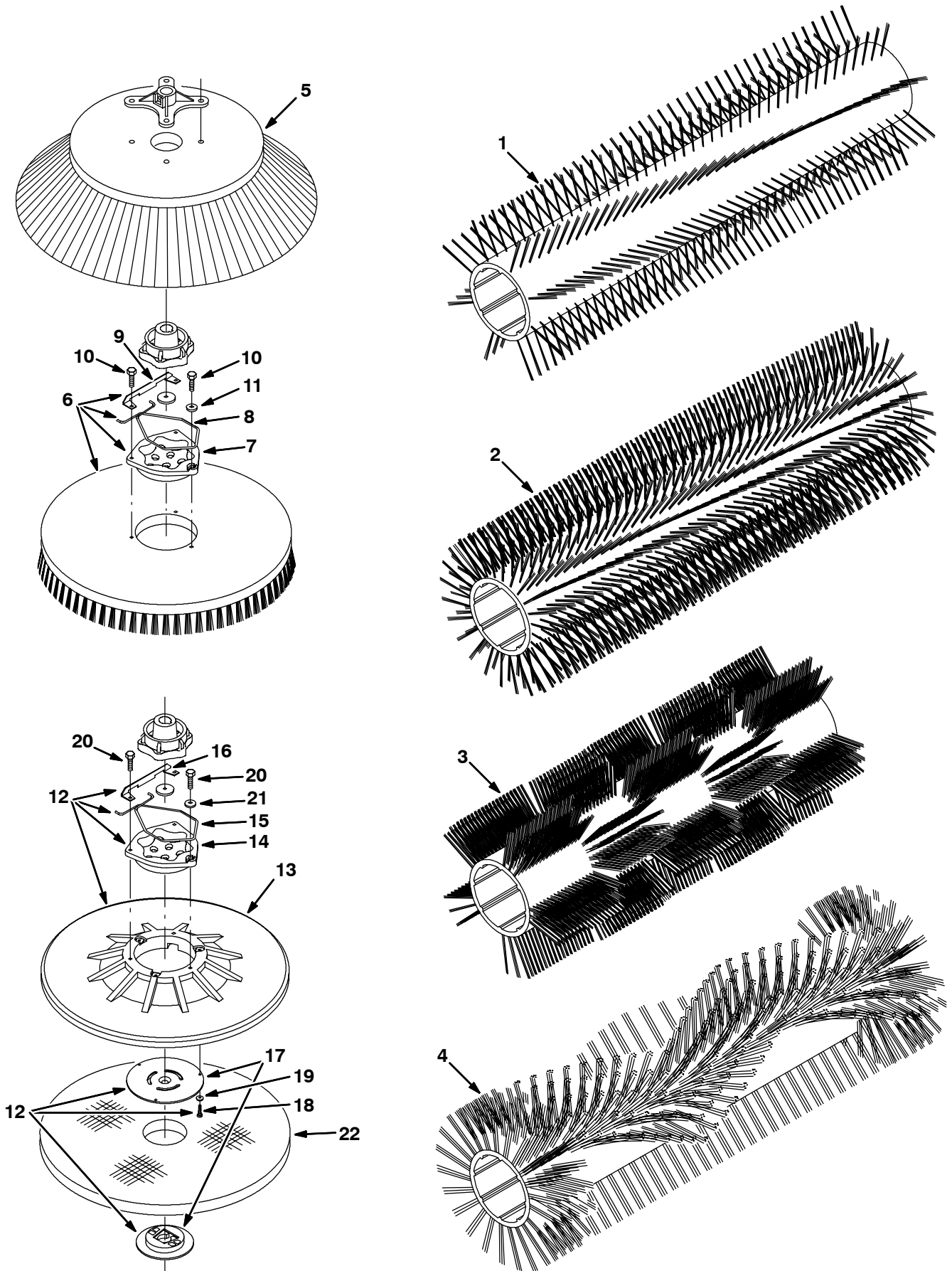


Fig. 3 - Brushes, Replacement for Max Pro 1200 (Three Brush)

Ref.	Part No.	Serial Number	Description	Qty.	
1	87097	(000000-	) Brush, Sweep, 36L, P W	1	
1	87099	(000000-	) Brush, Sweep, 36L, Poly	1	
1	87334	(000000-	) Brush, Sweep, 36L, Estr	1	
2	87333	(000000-	) Brush, Sweep, 36L, Estr	1	
3	370010	(000000-	) Brush, Sweep, 36L Window Poly	1	
4	370025	(000000-	) Brush, Sweep, 36Lg Wedge Pol	1	
5	08013N	(000000-	) Brush, Disk, Sweep, 24D, Nyl	1	
5	59431	(000000-	) Brush, Disk, Sweep, 23D, Poly	1	
5	59432	(000000-	) Brush, Disk, Sweep, 23D, Fltw	1	
▽	6	05724	(000000-	) Brush, Disk, Scrub, 16D, Nyl	3
▲	7	15539	(000000-	) Adaptor	1
▲	8	14838	(000000-	) Spring, Brush Retaining	1
▲	9	24299	(000000-	) Bracket	1
▲	10	32746	(000000-	) Screw, Pan, M6 X 1.0 X 35, Ss	3
▲	11	01684	(000000-	) Washer, Flat, 0.25 Ss	1
▽	6	05726	(000000-	) Brush, Disk, Scrub, 16D, S Ab	3
▲	7	15539	(000000-	) Adaptor	1
▲	8	14838	(000000-	) Spring, Brush Retaining	1
▲	9	24299	(000000-	) Bracket	1
▲	10	32746	(000000-	) Screw, Pan, M6 X 1.0 X 35, Ss	3
▲	11	01684	(000000-	) Washer, Flat, 0.25 Ss	1
▽	6	30241	(000000-	) Brush, Disk, Scrub, 16D, Poly	3
▲	7	15539	(000000-	) Adaptor	1
▲	8	14838	(000000-	) Spring, Brush Retaining	1
▲	9	24299	(000000-	) Bracket	1
▲	10	32746	(000000-	) Screw, Pan, M6 X 1.0 X 35, Ss	3
▲	11	01684	(000000-	) Washer, Flat, 0.25 Ss	1
▽	12	370016	(000000-	) Driver, Pad 16D Assy	3
▲	13	370076	(000000-	) Back, Pad Drive W/Face 16 Dia.	1
▲	14	15539	(000000-	) Adaptor	1
▲	15	14838	(000000-	) Spring, Brush Retaining	1
▲	16	24299	(000000-	) Bracket	1
▲	17	370090	(000000-	) Centering Device, F/Pad Driver	1
▲	18	09198	(000000-	) Scr Panssm 4X0.7 35	3
▲	19	41579	(000000-	) Washer, Flat, #8, Ss	3
▲	20	32746	(000000-	) Screw, Pan, M6 X 1.0 X 35, Ss	3
▲	21	01684	(000000-	) Washer, Flat, 0.25 Ss	1
	22	370092	(000000-	) Pad, Hi Pro-Duty 16D Black	3
	22	63248-1	(000000-	) Pad, Strip, 16Dia, Brown	3
	22	63248-2	(000000-	) Pad, Scrub, 16Dia, Blue	3
	22	63248-3	(000000-	) Pad, Buff, 16Dia, Red	3
	22	63248-4	(000000-	) Pad, Polish, 16Dia, White	3

**Fig. 4 - Main Frame Group**

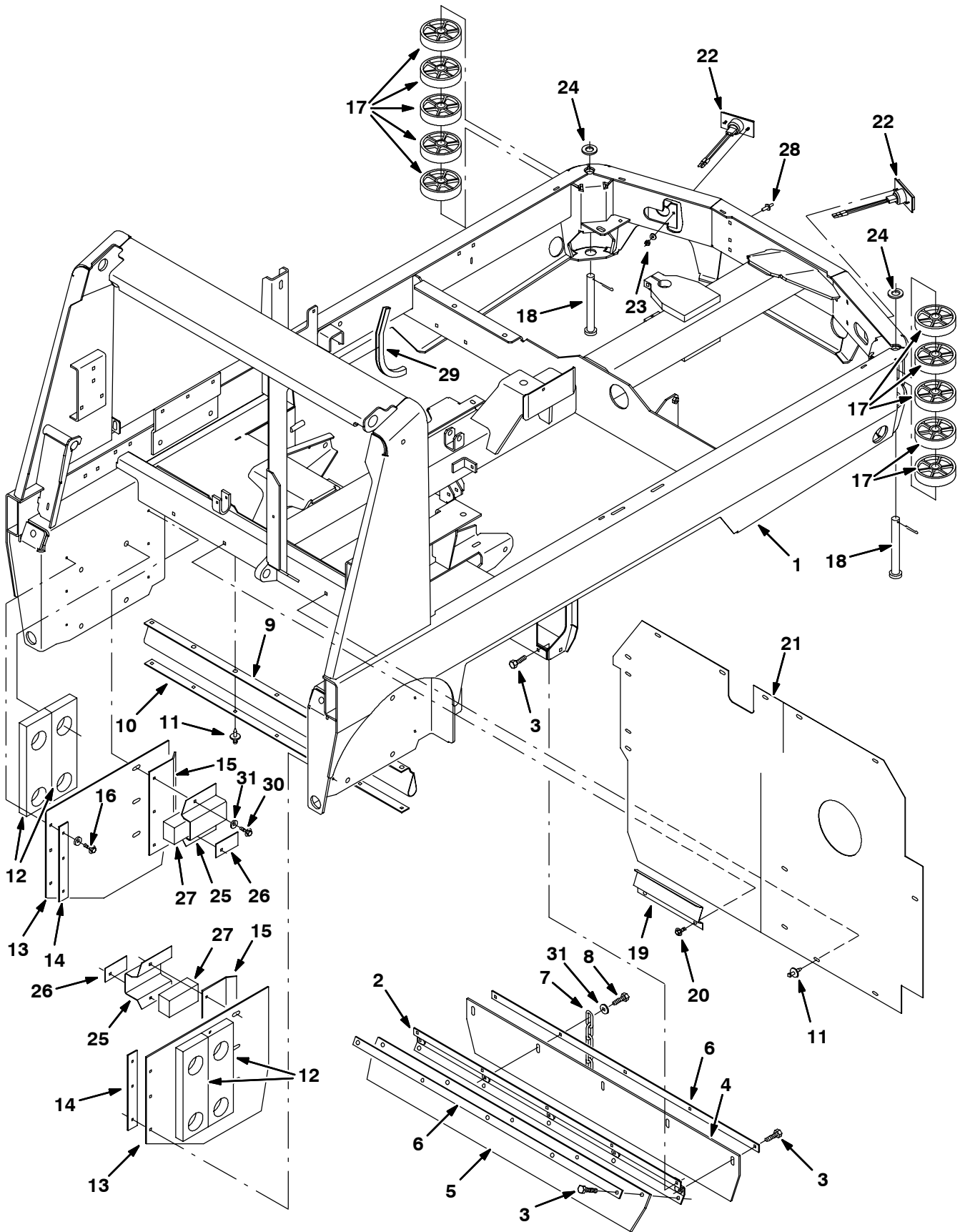


Fig. 4 - Main Frame Group

Ref.	Part No.	Serial Number	Description	Qty.	
1	1016935	(000000-	) Frame Wldt, Main	1	
2	360138	(000000-	) Channel, Recirculation Flap	1	
3	12273	(000000-	) Screw, Hex, M08-1.25 X 20, Ss	19	
4	360134	(000000-	) Seal, Wrap, Rear Brush	1	
5	360136	(000000-	) Flap, Recirculation	1	
6	360137	(000000-	) Strip, Retainer, Flap	2	
7	40758	(000000-	) Chain, Link	1	
8	12333	(000000-	) Screw, Hex, M08-1.25 X 25, Ss	1	
9	87181	(000000-	) Seal, Top,Hopper	1	
10	87180	(000000-	) Retainer	1	
11	72968	(000000-	) Rivet, Plstc	21	
12	364713	(000000-	) Seal, Foam	4	
13	364714	(000000-	) Seal, Hopper Side	2	
14	364715	(000000-	) Bar, Retainer Seal	2	
15	364888	(000000-	) Plate, Retainer, Seal	2	
16	222159	(000000-	) Screw, Hex, Fmg, M06-1.0 X 25	8	
17	364085	(000000-	) Wheel, Wall Roller	10	
18	51414	(000000-	) Pin, Clevis	2	
19	364875	(000000-	) Strip, Retainer, Lintel Seal	1	
20	12459	(000000-	) Screw, Hex, Fmg, M06-1.0 X 20	2	
21	364930	(000000-	) Seal, Lintel	1	
▽	22	87346	(000000-	) Light Assy Tail	2
▲		87948	(000000-	) Lamp	1
▲		87949	(000000-	) Lampholder	1
23	01713	(000000-	) Nut, Hex, Std, #10-32, 2	4	
24	39350	(000000-	) Washer, Flat, .75 Sae	2	
25	365158	(000000-	) Wrap, Seal	2	
26	365159	(000000-	) Strip, Retainer	2	
27	365060	(000000-	) Seal, Urethane Covered Foam	2	
28	365252	(000000-	) Rivet, Plastic	16	
29	31775	(000000-	) Molding, Trim, .08-.11 04.00	1	
30	76099	(000000-	) Screw, Hex, M8 X 1.25 X 25, Fmg	4	
31	32491	(000000-	) Washer, Flat, 0.31 Std	5	

Fig. 5 - Brush Doors Group

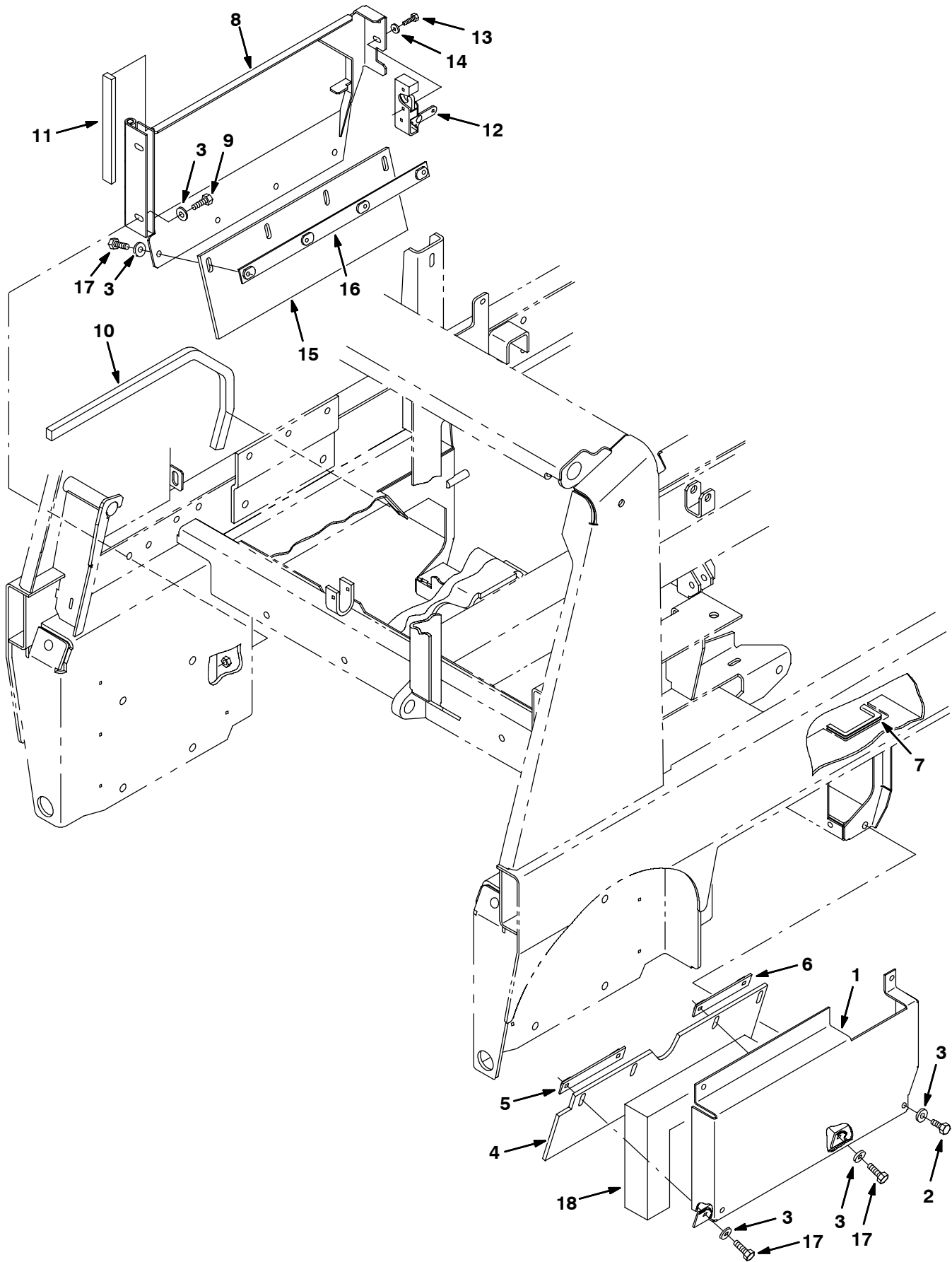




Fig. 5 - Brush Doors Group

Ref.	Part No.	Serial Number	Description	Qty.
1	364691	(000000-	) Panel, Door, Brush, Lh	1
2	15675	(000000-	) Screw, Hex, M08-1.25 X 16, Ss	4
3	01685	(000000-	) Washer, Flat, .31 Ss	14
4	364692	(000000-	) Skirt, Door, Brush, Lh	1
5	364710	(000000-	) Bar, Retaining, Skirt	1
6	364711	(000000-	) Bar, Retaining, Skirt	1
7	62595-6	(000000-	) Molding, Trim 11-14Ga 7.50	1
8	364774	(000000-	) Door Wldt, Brush, Rh H Door	1
9	09740	(000000-	) Screw, Hex, M08-1.25 X 20, Ss	2
10	32261	(000000-	) Seal, Ure.50X.75X24.0L	1
11	365071	(000000-	) Seal, Rubber .50 X 1.00 X 8.0L	1
12	59661	(000000-	) Latch	1
13	24672	(000000-	) Screw, Hex, .25-20 X 0.75, Ss	2
14	01684	(000000-	) Washer, Flat, .25 Ss	2
15	364775	(000000-	) Skirt, Brush Door, Rh	1
16	364776	(000000-	) Strip, Retainer, Skirt, Rh Doo	1
17	12273	(000000-	) Screw, Hex, M08-1.25 X 20, Ss	8
18	365063	(000000-	) Seal, Urethane Covered Foam	1

Fig. 6 - Operator Station Group

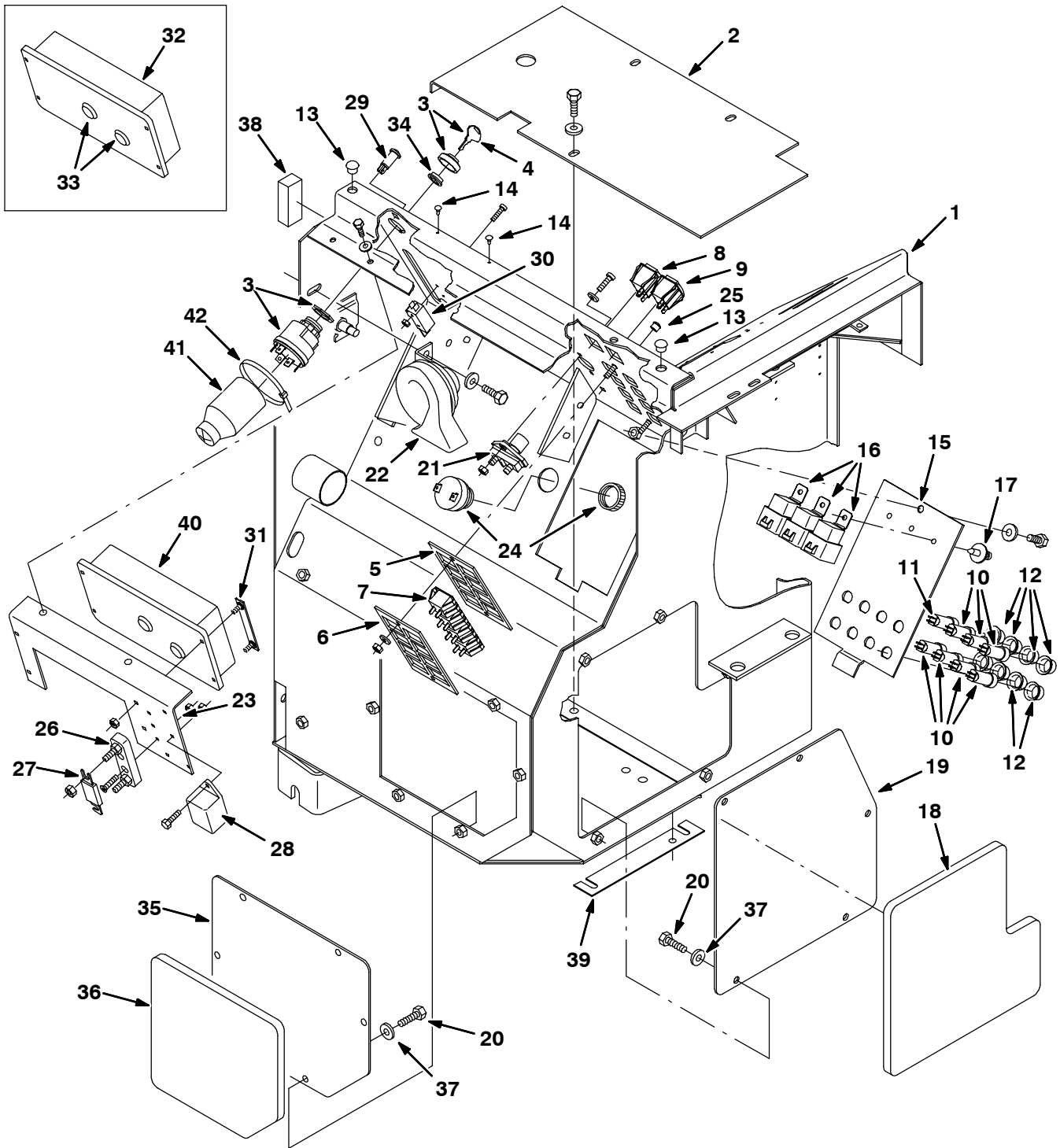


Fig. 6 - Operator Station Group

Ref.	Part No.	Serial Number	Description	Qty.
	1	365391	(000000- ) Operator Station, 8210 Diesel (includes insulation)	1
	2	364275	(000000- ) Plate, Floor, Cover	1
▽	3	87536	(000000- ) Switch Ignition	1
▲	4	87866	(000000- ) Key, Switch, Set Of Two	1
	5	361072	(000000- ) Seal, Foam	1
	6	360773	(000000- ) Plate, Mounting, Light	1
	7	361075	(000000- ) Lamp, Indicator 12 Volt	4
	8	360521	(000000- ) Switch, Rocker, Spdt, 2 Pos	1
	9	360520	(000000- ) Switch, Rocker, Spdt, 3Pos	1
	10	57803	(000000- ) Circuitbreaker	7
	11	27920	(000000- ) Circuit Breaker 5A	1
	12	57751	(000000- ) Boot	8
	13	56992	(000000- ) Button, Plug	2
	14	02731	(000000- ) Rivet, Plstc	2
	15	364304	(000000- ) Panel, Access, Door	1
	16	56186	(000000- ) Relay, 12V	3
	17	72970	(000000- ) Rivet, Plstc	3
	18	364969	(000000- ) Insulation, S/Foam, Door	1
	19	364968	(000000- ) Panel, Access, Door	1
	20	16735	(000000- ) Screw, Hex, M08 X 1.25 X 16, 8.8	10
	21	44078	(000000- ) Switch, Pushmom, Spst100A 12V	1
	22	369704	(000000- ) Horn	1
	23	375419	(000000- ) Plate, Control Box	1
	24	364597	(000000- ) Alarm, Sonalert	1
	25	01314	(000000- ) Button, Plug	1
	26	86381	(000000- ) Fuseholder	1
	27	87319	(000000- ) Fuse	1
	28	366026	(000000- ) Timer, Glow Plug	1
	29	34820	(000000- ) Light, Indctr/Red 12V .1A Jmco	1
	30	1008147	(000000- ) Switch, Snap Actn, 250VDC 20A Dpdt	1
	31	59935	(000000- ) Plate	2
▽	32	56237	(000000-001449 ) Controlbox, Governor <del>(Repl. by 374127)</del>	1
▲	33	374625	(000000-001449 ) Plug, Control Box	2
	34	382516	(000000- ) Boot, Switch	1
	35	365386	(001213-010065 ) Panel, Access, Door, Front	1
	35	1022199	(010066- ) Panel, Access Door, [8210/8200]	1
	36	365387	(001213-010065 ) Insulation, Acstc, Door, Front	1
	36	1022211	(010066- ) Insulation, Acstc, 0.5, 12.3 X 8.2 Cham	1
	37	32491	(000000- ) Washer, Flt, .31 Std	10
	38	365297	(000000- ) Seal, Rbr, Open, 0.75th, 1.00w 02.5l	1
	39	365171	(000000- ) Plate, Spacer	1
	40	374127	(001450- ) Kit, Replmt, Control, Govnr, [All Purps]	1
	41	383165	(000000- ) Boot, Switch, Ignition	1
	42	49263	(000000- ) Tie, Cable, Nyl, 11.4l .19w 3.0 Max D	1

Fig. 7 - Operator Station Insulation Group

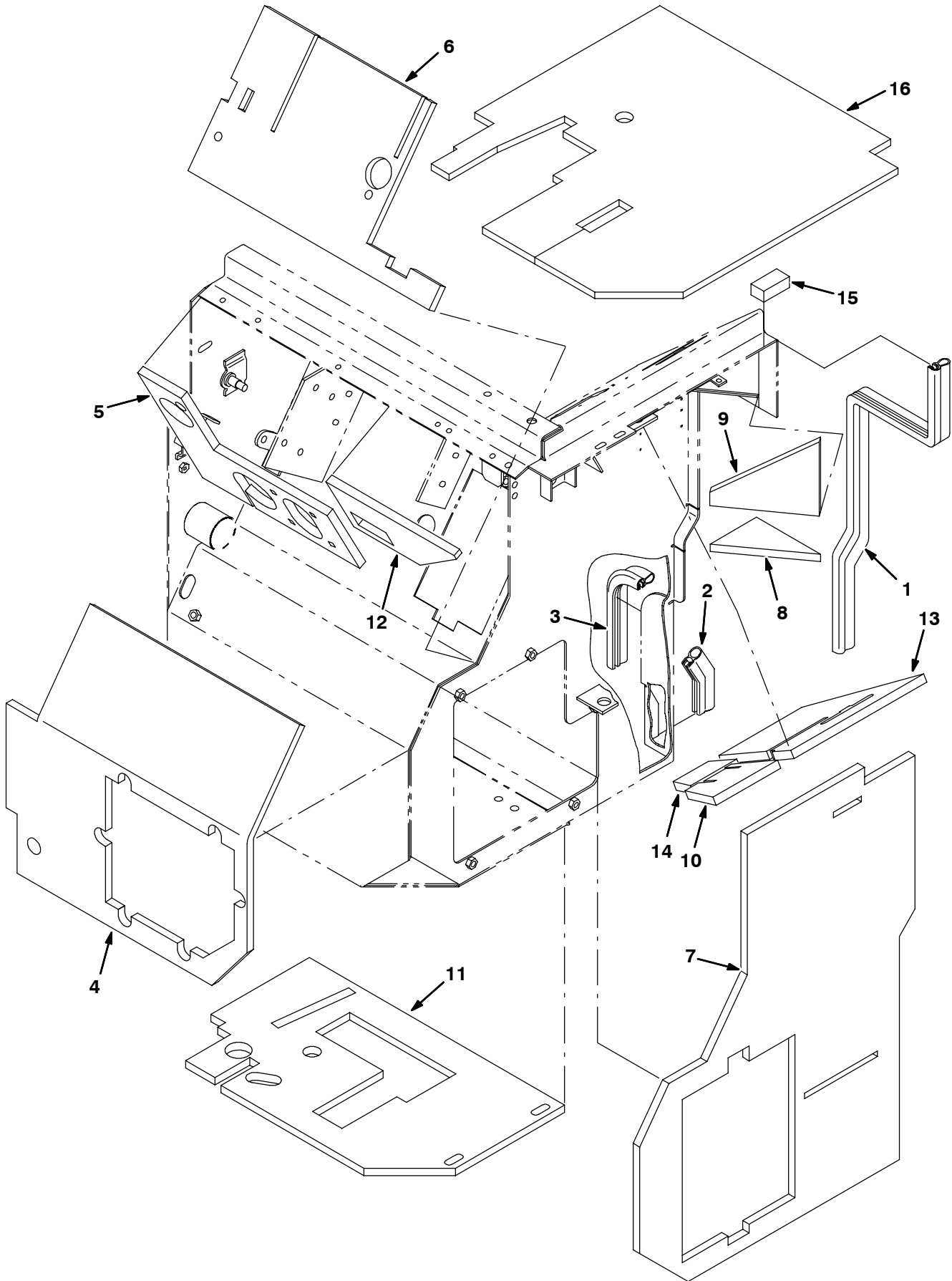


Fig. 7 - Operator Station Insulation Group

Ref.	Part No.	Serial Number	Description	Qty.
1	364610	(000000-	) Seal, Bulb, Sd-504 27.0	1
2	364837	(000000-	) Seal, Bulb, Sd-168 4.0	1
3	364928	(000000-	) Seal, Bulb, Sd-504 8.5	1
4	364816	(000000-010065	) Insulation, S/Foam, Front	1
4	1022213	(010066-	) Insulation, Acstc, 0.5, 18.8 X 17.9 C-O	1
5	364925	(000000-	) Insulation, S/Foam, Panel, 8210	1
6	364819	(000000-	) Insulation, S/Foam, Front	1
7	364818	(000000-	) Insulation, S/Foam, Side	1
8	364820	(000000-	) Insulation, S/Foam, Side	1
9	364821	(000000-	) Insulation, S/Foam, Side	1
10	364839	(000000-	) Insulation, S/Foam, Panel	1
11	364838	(000000-	) Insulation, S/Foam, Floor	1
12	364842	(000000-	) Insulation, S/Foam, Front	1
13	364923	(000000-	) Insulation, S/Foam, Panel, 8210	1
14	364924	(000000-	) Insulation, S/Foam, Panel, 8210	1
15	364965	(000000-	) Seal, Cover	1
16	365054	(000000-	) Floormat	1

Fig. 8 - Instrument Panel Assembly

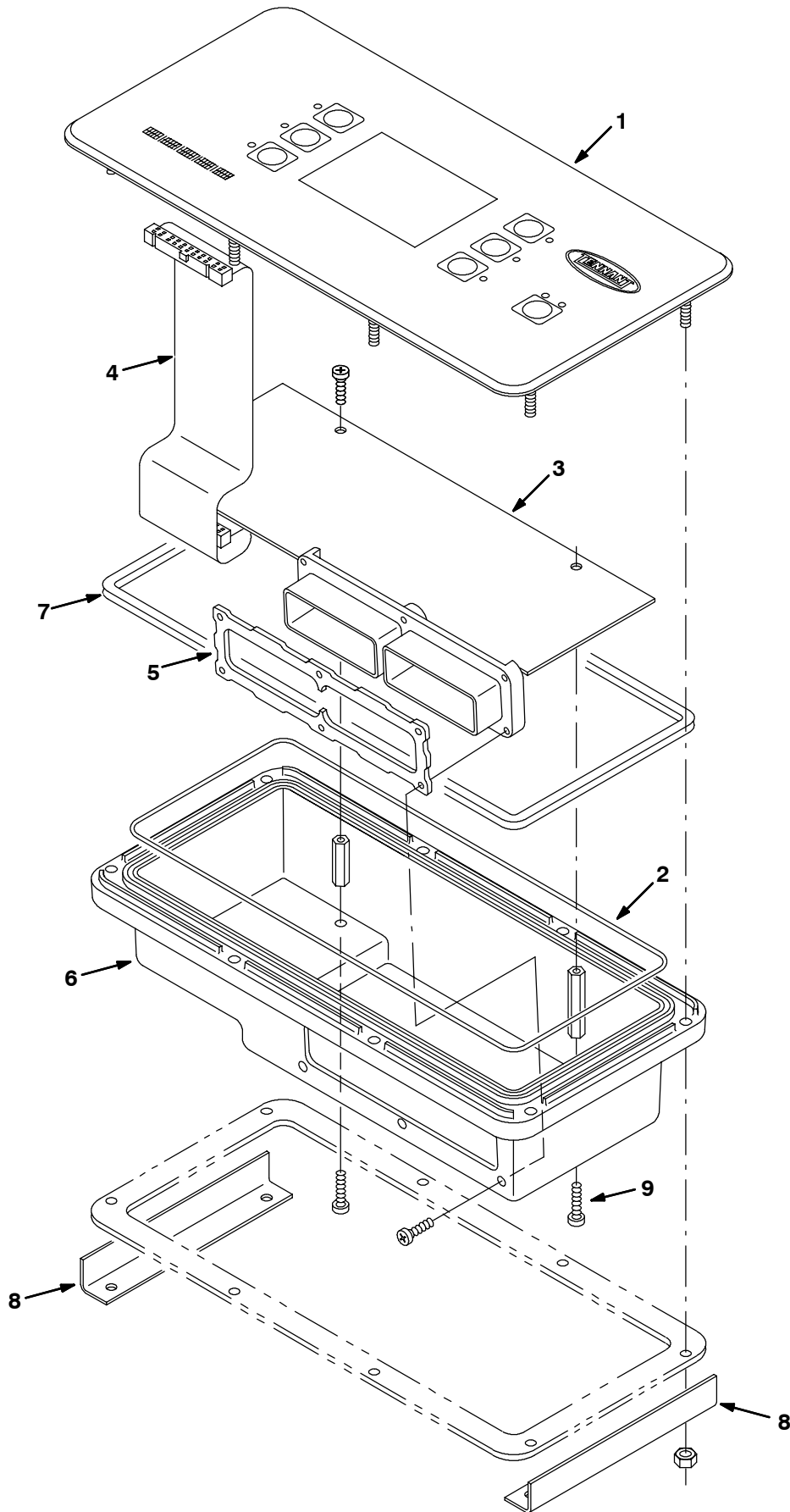


Fig. 8 - Instrument Panel Assembly

	Ref.	Part No.	Serial Number	Description	Qty.
▽		364309	(000000-	) Panel Assy, Touch, 8210 L	1
▲	1	370170	(000000-	) Panel Replc. Kit, Touch, 8210	1
▲	2	73219	(000000-	) Seal, O-Ring Non-Std .070X8.19	1
▲	3	370169	(000000-	) Controller Replc. Kit, 8210	1
▲	4	364940	(000000-	) Cable, Ribbon, Ele, 34 Pin	1
▲	5	364943	(000000-	) Seal, Connector, 60 Pin	1
▲	6	364291	(000000-	) Box, Instrument	1
▲	7	365215	(000000-	) Seal, Panl, Cntrl	1
▲	8	364292	(000000-	) Bracket, L	2
▲	9	364942	(000000-	) Scr-pan 08-32x0.50 Tamper	2

Fig. 9 - Seat Group

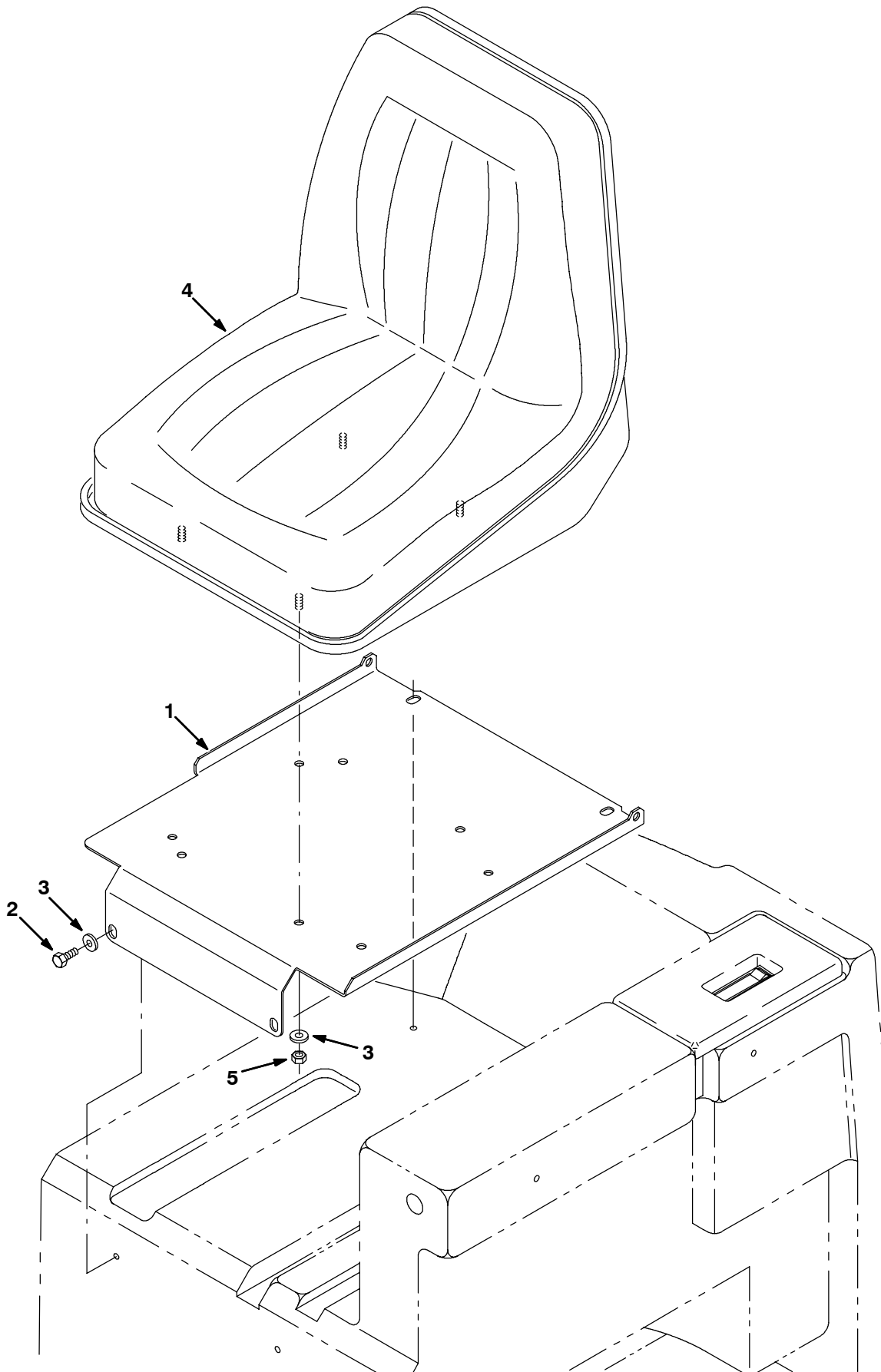




Fig. 9 - Seat Group

Ref.	Part No.	Serial Number	Description	Qty.
1	364559	(000000-	) Plate, Mtg, Seat	1
2	15675	(000000-	) Screw, Hex, M08-1.25 X 16, Ss	4
3	01685	(000000-	) Washer, Flat, .31 Ss	8
4	364973	(000000-	) Seat, Michigan W/O Armrest	1
5	61366	(000000-	) Nut, Hex, Lock, .31-18, NI, Ss	4

Fig. 10 - Steering Wheel Group

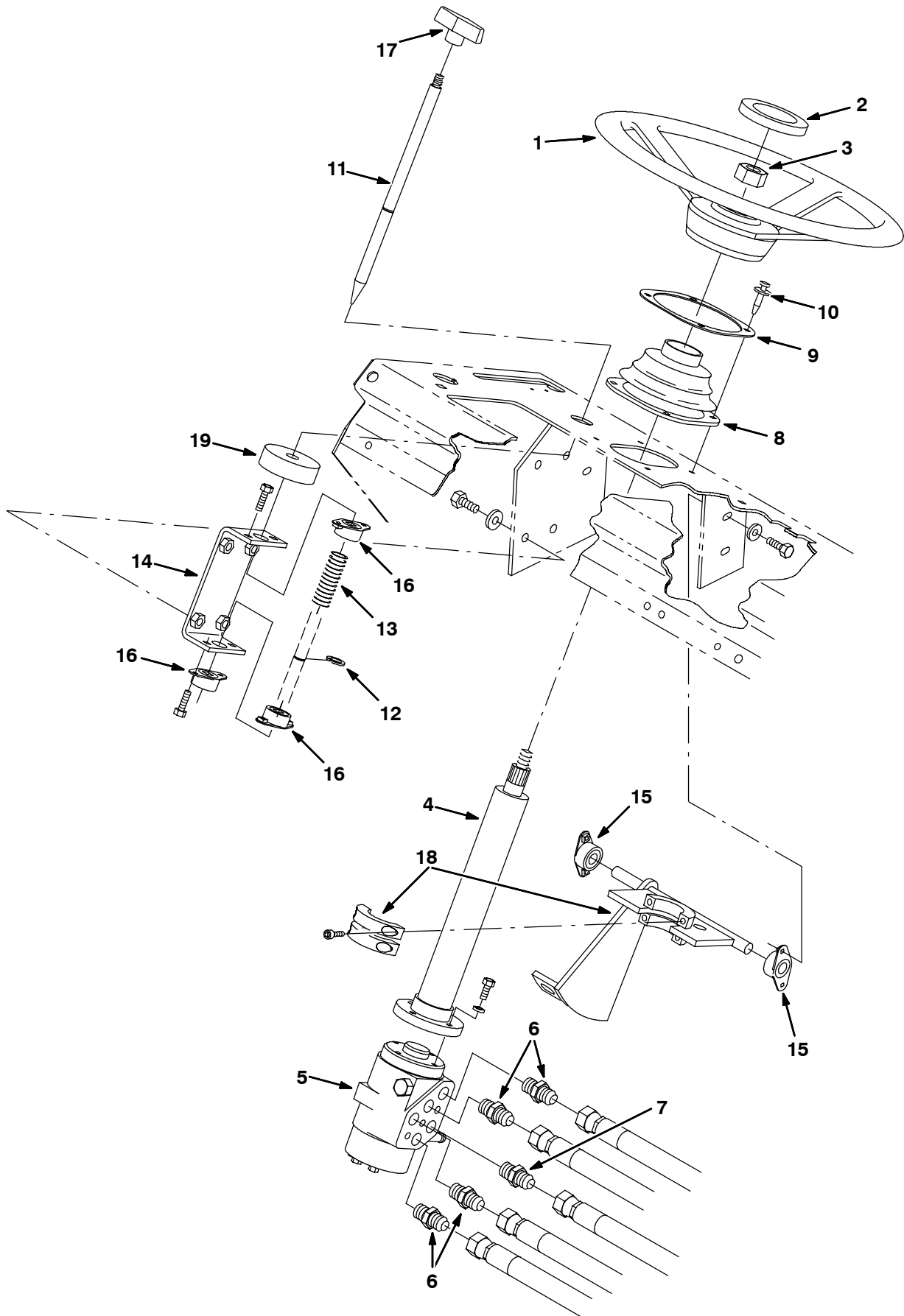


Fig. 10 - Steering Wheel Group

	Ref.	Part No.	Serial Number	Description	Qty.
▽	1	56398	(000000-	) Wheel Steering 14DiAx36T	1
▲	2	70218	(000000-	) Cap, Steering Wheel	1
▲		70219	(000000-	) Insert, Wheel, Steering	1
	3	56185	(000000-	) Nut, Hex, Jam, M20 X 1.5 X 4	1
	4	73061	(000000-	) Column, Steering	1
	5	73093	(000000-	) Steering Control, Hyd (See Breakdowns)	1
	6	56690	(000000-	) Fitting, Hyd, Str	4
	7	55685	(000000-	) Fitting, Hyd, Str	1
	8	70622	(000000-	) Seal, Boot, Steering Column	1
	9	360867	(000000-	) Plate, Mtg	1
	10	72970	(000000-	) Rivet, Plstc	4
	11	360711	(000000-	) Rod	1
	12	70717	(000000-	) Ring, Retaining	1
	13	22290	(000000-	) Spring, Compression	1
	14	64655	(000000-	) Channel, Mtg, Steering Latch	1
	15	70709	(000000-	) Bearing, Flange	2
	16	47585	(000000-	) Bearing, Flange	3
	17	04706	(000000-	) Handle	1
	18	73027	(000000-	) Bracket	1
	19	75968	(000000-	) Seal, Bearing	1

Fig. 11 - Engine Side Door Group

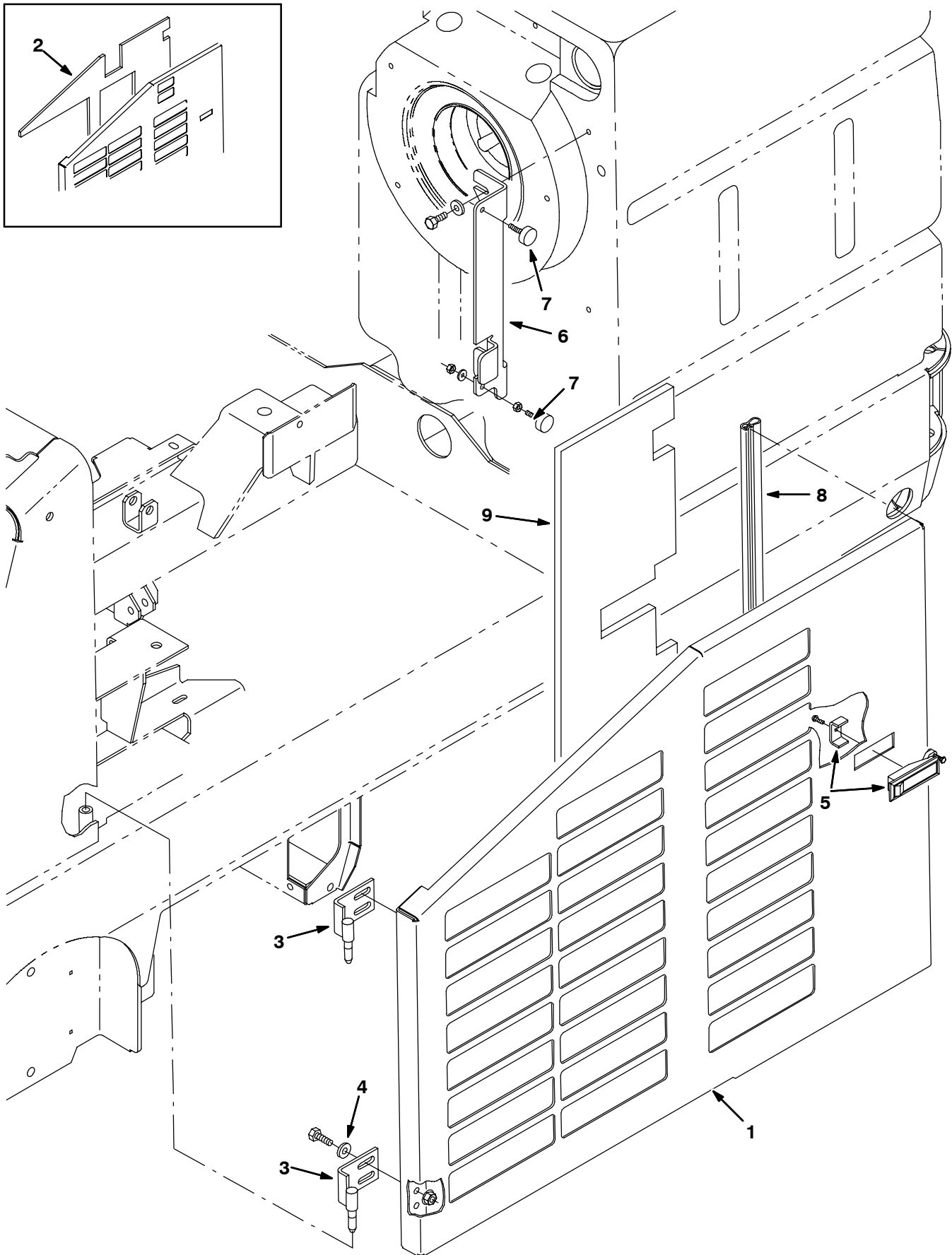


Fig. 11 - Engine Side Door Group

Ref.	Part No.	Serial Number	Description	Qty.
1	1016752	(000000- )	Door, Engine, Side, Lh	1
2	365350	(000000-009999 )	Insulation, S/Foam, Door	1
3	71931	(000000- )	Bracket	2
4	41186	(000000- )	Washer, Belleville, .31	4
5	64533	(000000- )	Latch, Trigger	1
6	364517	(000000-001559 )	Bracket, Mtg, Side Door	1
6	369767	(001560- )	Bracket, Door, Side	1
7	20802	(000000- )	Bumper, Rubber	2
8	365023	(000000- )	Seal, Bulb, Sd-504 29.0	1
9	1017646	(010000- )	Insulation, S/Foam, Door	1

Fig. 12 - Engine Cover Group

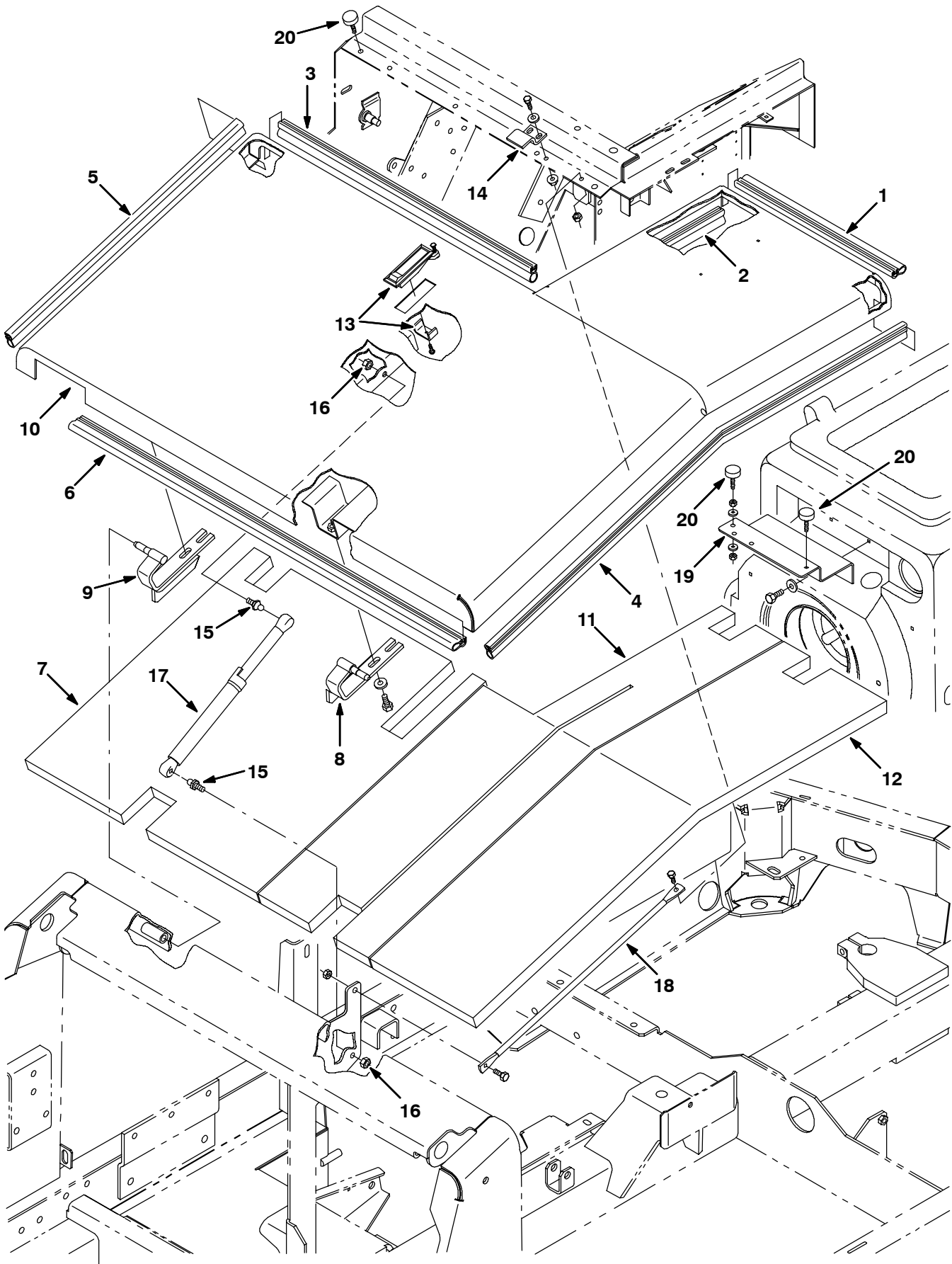


Fig. 12 - Engine Cover Group

Ref.	Part No.	Serial Number	Description	Qty.
1	364693	(000000-	) Seal, Bulb, Sd-504 15.10, Co	1
2	364608	(000000-	) Seal, Bulb, Sd-168 17.58 Cov	1
3	364609	(000000-	) Seal, Bulb, Sd-168 24.18, Co	1
4	364695	(000000-	) Seal, Bulb, Sd-504 40.7, Cov	1
5	364694	(000000-	) Seal, Bulb, Sd-504 23.00, Co	1
6	364696	(000000-	) Seal, Bulb, Sd-504 36.5, Cov	1
7	364701	(000000-	) Insulation, S/Foam, Cover	1
8	364294	(000000-	) Bracket Wldt, Hinge, Lh	1
9	364295	(000000-	) Bracket Wldt, Hinge, Rh	1
10	364301	(000000-	) Cover Assy, Top, Engine	1
11	364708	(000000-	) Insulation, S/Foam, Cover	1
12	364709	(000000-	) Insulation, S/Foam, Cover	1
13	365366	(000000-001060	) Repl. Kit, Latch	1
13	365214	(001061-009999	) Latch, Trigger	1
13	64533	(010000-	) Latch, Trigger	1
14	364926	(000000-	) Bracket, Keeper	1
15	58494	(000000-	) Stud, Ball, Gas Spring	2
16	01760	(000000-	) Nut, Hex, Lock, .31-18, NI	2
17	77728	(000000-	) Spring, Gas (130 lb)	1
18	364791	(000000-	) Rod, Support	1
19	364302	(000000-	) Bracket, Support, Cover	1
20	20802	(000000-	) Bumper, Rubber	3

Fig. 13 - Engine Radiator Grille Group

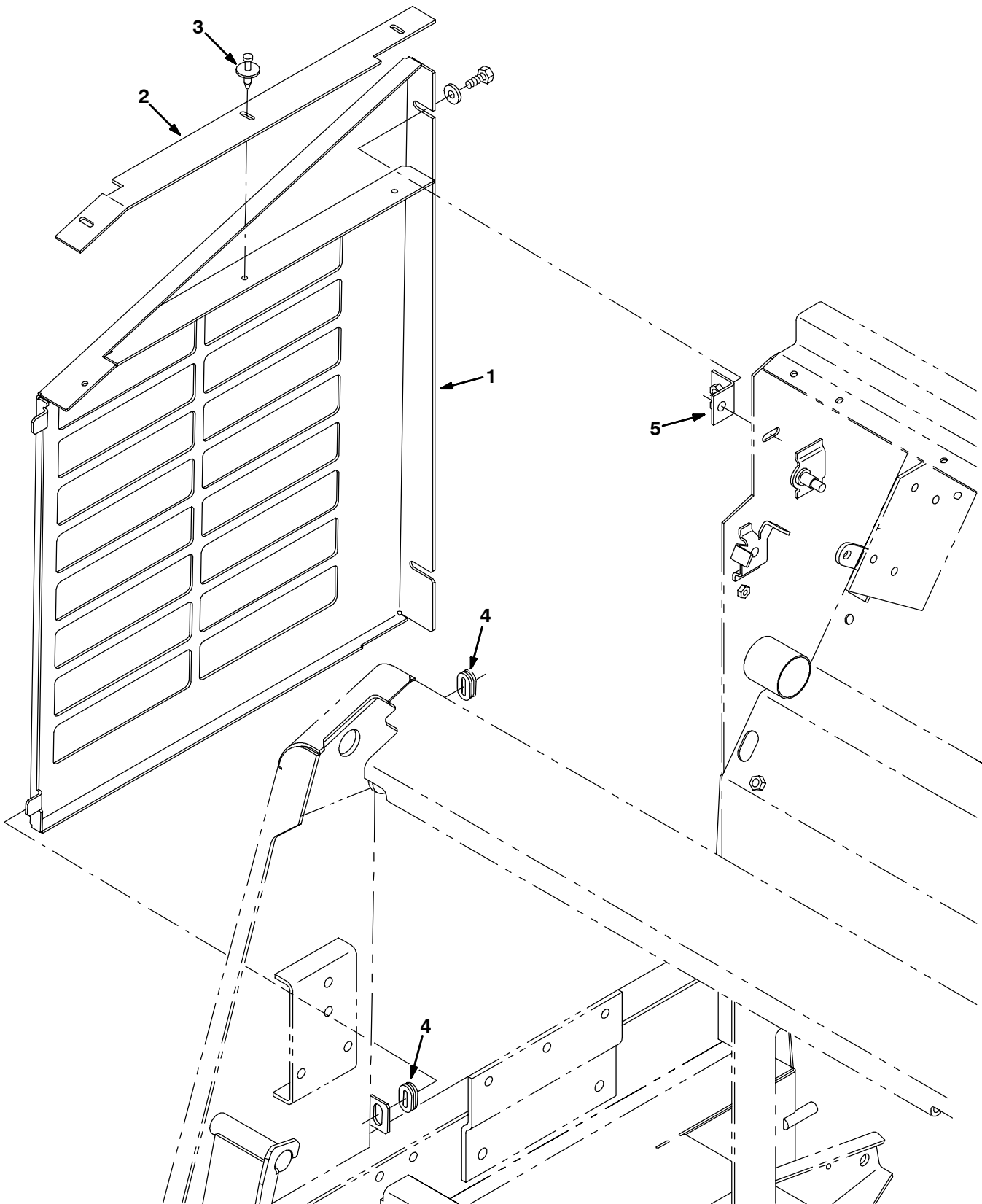




Fig. 13 - Engine Radiator Grille Group

Ref.	Part No.	Serial Number	Description	Qty.
1	364874	(000000-	) Door Wldt, Side, Rh	1
2	364869	(000000-	) Seal, Side Door, Upper	1
3	72968	(000000-	) Rivet, Plstc	3
4	10632-2	(000000-	) Grommet, Rubber	2
5	364546	(000000-	) Bracket, Mtg	1

Fig. 14 - Engine And Mount Group

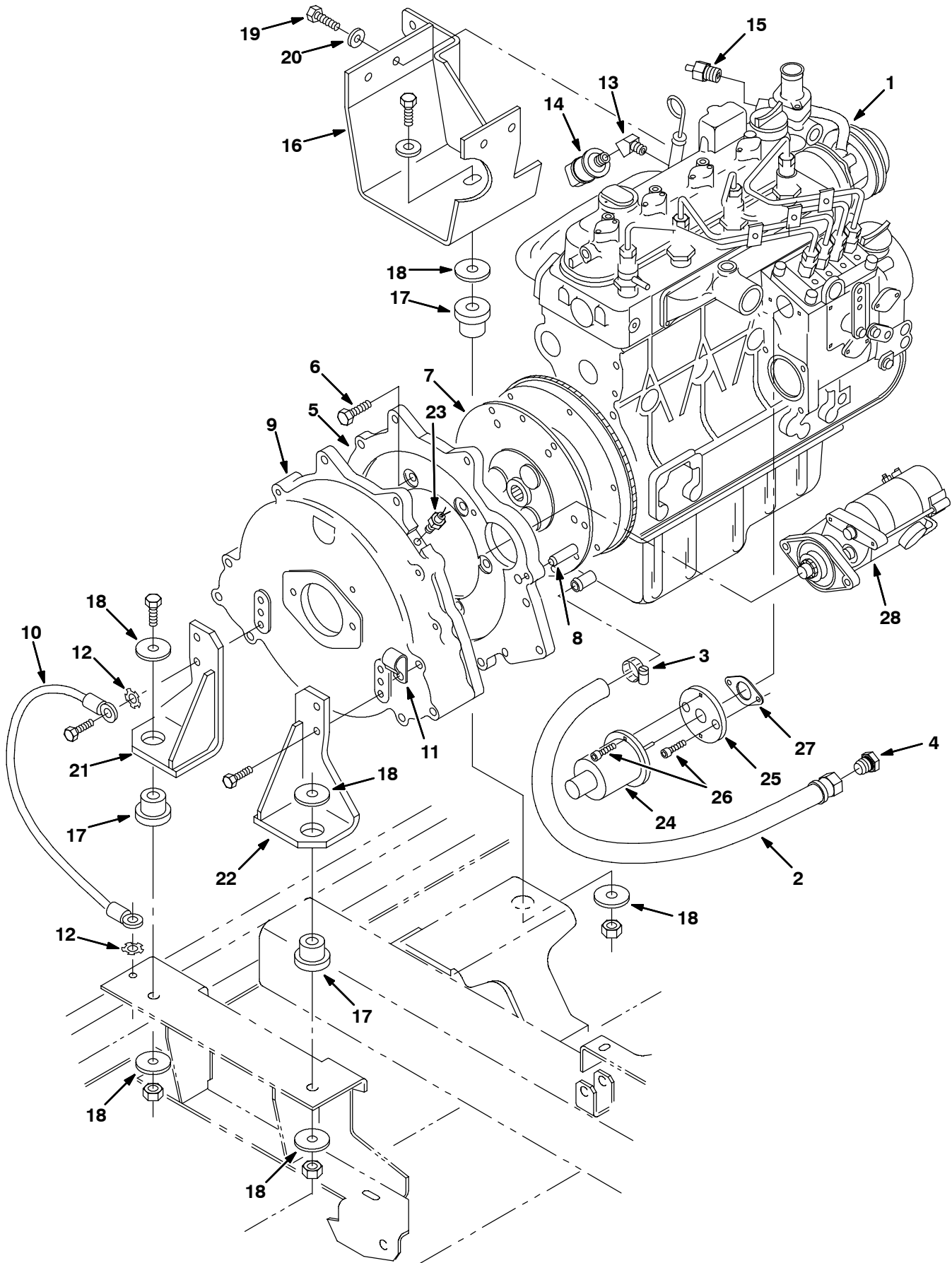


Fig. 14 - Engine And Mount Group

Ref.	Part No.	Serial Number	Description	Qty.
1	364935	(000000-	) Engine Assy, Diesel	1
2	365081	(000000-	) Hose-Hyd, Drain	1
3	63810	(000000-	) Clamp, Wormdrive	1
4	16376	(000000-	) Fitting, Hyd, Plug	1
5	55837	(000000-	) Adaptor	1
6	07299	(000000-	) Screw, Hex, M10-1.25 X 25, 8.8	6
7	19252	(000000-	) Coupling, Flywheel	1
8	54911-16	(000000-	) Dowel,Cyl.Block To Flywhl.Hsg.	2
9	58566	(000000-	) Housing, Flywheel	1
10	57773	(000000-	) Wire Ass'Y-Elect.,Ground	1
11	30407	(000000-	) Clip	1
12	41142	(000000-	) Washer, Lock, Int-Ext, .38	2
13	24976	(000000-	) Fitting, Brass, Elbow	1
14	79399	(000000-	) Switch, Pressure Oil	1
15	36165	(000000-	) Send Unit, Temperature	1
16	364032	(000000-001195	) Bracket Wldt, Engine, Diesel (repl by 393318)	1
16	393315	(001196-	) Bracket Wldt, Engine, Diesel	1
17	51176	(000000-	) Dampener, Engine	3
18	04414	(000000-	) Washer	6
19	58286	(000000-	) Screw-Hex M10X1.25 20 8.8 Pltd	4
20	86415	(000000-	) Washer, Flat, .38, Std	4
21	57755	(000000-	) Bracket, Mtg	1
22	57754	(000000-	) Bracket, Mtg	1
23	380521	(000000-	) Magnet, Pickup	1
24	71385	(000000-	) Governor, Diesel	1
25	393401	(000000-	) Adaptor, Governor	1
26	71388	(000000-	) Scr Soc M 6X1.0	4
27	70165	(000000-	) Gasket, Throttle	1
28	74405	(000000-	) Starter, Diesel	1

Fig. 15 - Engine Fuel Tank Group

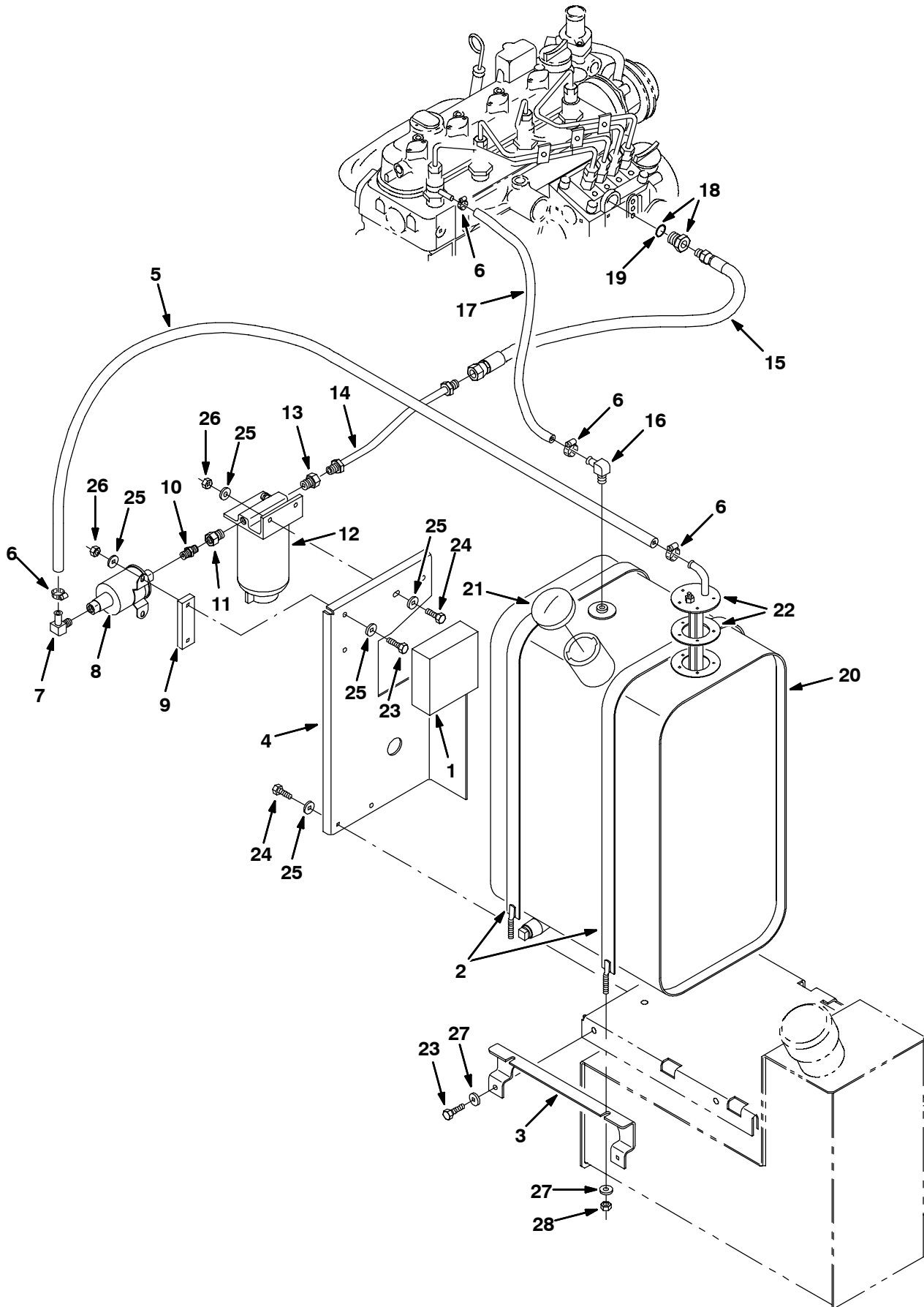


Fig. 15 - Engine Fuel Tank Group

Ref.	Part No.	Serial Number	Description	Qty.
1	73862	(000000-	) Insulation, S/Foam 1.5X4.0X4.0	1
2	364553	(000000-	) Strap, Gas	2
3	364745	(000000-	) Bracket, Strap, Front	1
4	364778	(000000-	) Channel, Fuel Pump, Diesel	1
5	365189	(000000-	) Hose, Fuel	1
6	43844	(000000-	) Clamp, Wormdrive	4
7	53029	(000000-	) Fitting, Brass, Elbow	1
8	59015	(000000-	) Pump, Fuel	1
9	364779	(000000-	) Bar	1
10	47566	(000000-	) Fitting, Hyd, Str	1
11	17414	(000000-	) Fitting, Hyd, Str	1
▽	12	1016827	(000000-) Filter Assy, Fuel, Dsl	1
▲		1017126	(000000-) Vr, Element, Fltr, Fuel [Dn]	1
13	78043	(000000-	) Fitting, Brass, Str	1
14	59887	(000000-	) Fuelline	1
15	70173	(000000-	) Hose, Fuel	1
16	32183	(000000-	) Fitting, Brass, Elbow	1
17	71431	(000000-	) Hose, Fuel	1
▽	18	365066	(000000-) Ftg-Hyd Str Mom 10-1F05	1
▲	19	77002	(000000-) Seal, O-Ring .064X.30	1
▽	20	364502	(000000-) Tank, Fuel	1
▲	21	48267	(000000-) Cap, Fuel	1
▲	22	365127	(000000-) Vr, Send-unit, Fuel, Ohm	1
23	06944	(000000-	) Screw, Hex, M6 X 1.0 X 25, 8.8	4
24	06943	(000000-	) Screw, Hex, M6 X 1.0 X 20, 8.8	4
25	32483	(000000-	) Washer, Flat, 0.25 Sae	10
26	08708	(000000-	) Nut, Hex, Lock, M6 X 1.0, NI	4
27	32490	(000000-	) Washer, Flat, 0.25 Std	4
28	32981	(000000-	) Nut, Hex, Lock, .25-20, NI	2

**Fig. 16 - Engine Air Cleaner Group**

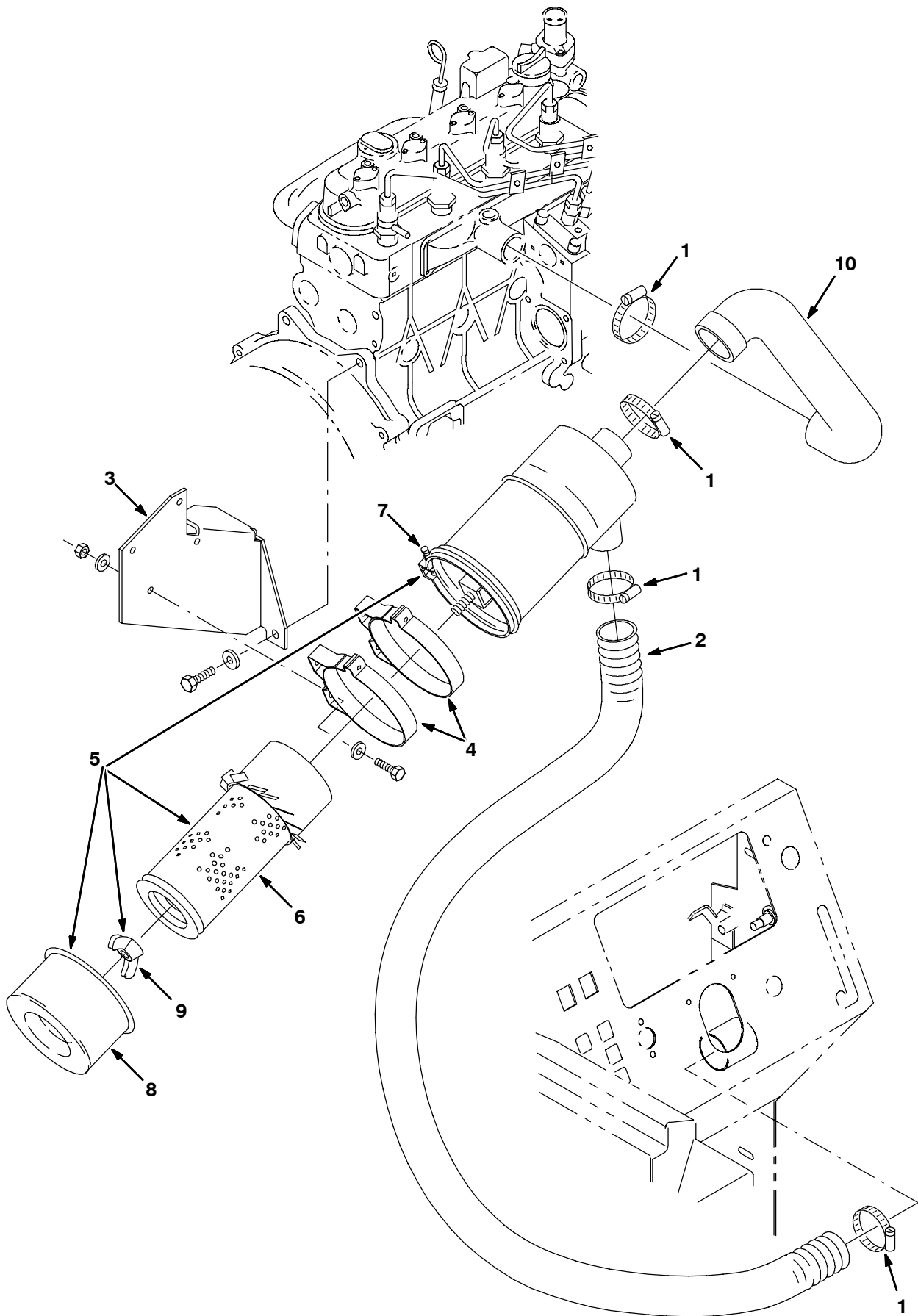


Fig. 16 - Engine Air Cleaner Group

Ref.	Part No.	Serial Number	Description	Qty.
1	14432	(000000-	) Clamp, Wormdrive	4
2	364845	(000000-	) Hose, Air Intake, Flex	1
3	364029	(000000-	) Bracket, Mtg, Aircleaner	1
4	51560-3	(000000-	) Clamp, Mtg	2
▽	5	58538	(000000-) Cleaner, Air	1
▲	6	58120	(000000-) Element, Filter, Air	1
▲	7	02740	(000000-) Clamp	1
▲	8	02741	(000000-) Cup	1
▲	9	07562	(000000-) Nut, Wing, .44-20, Special	1
10	364537	(000000-	) Hose, Air Intake, Diesel	1

Fig. 17 - Engine Alternator Group

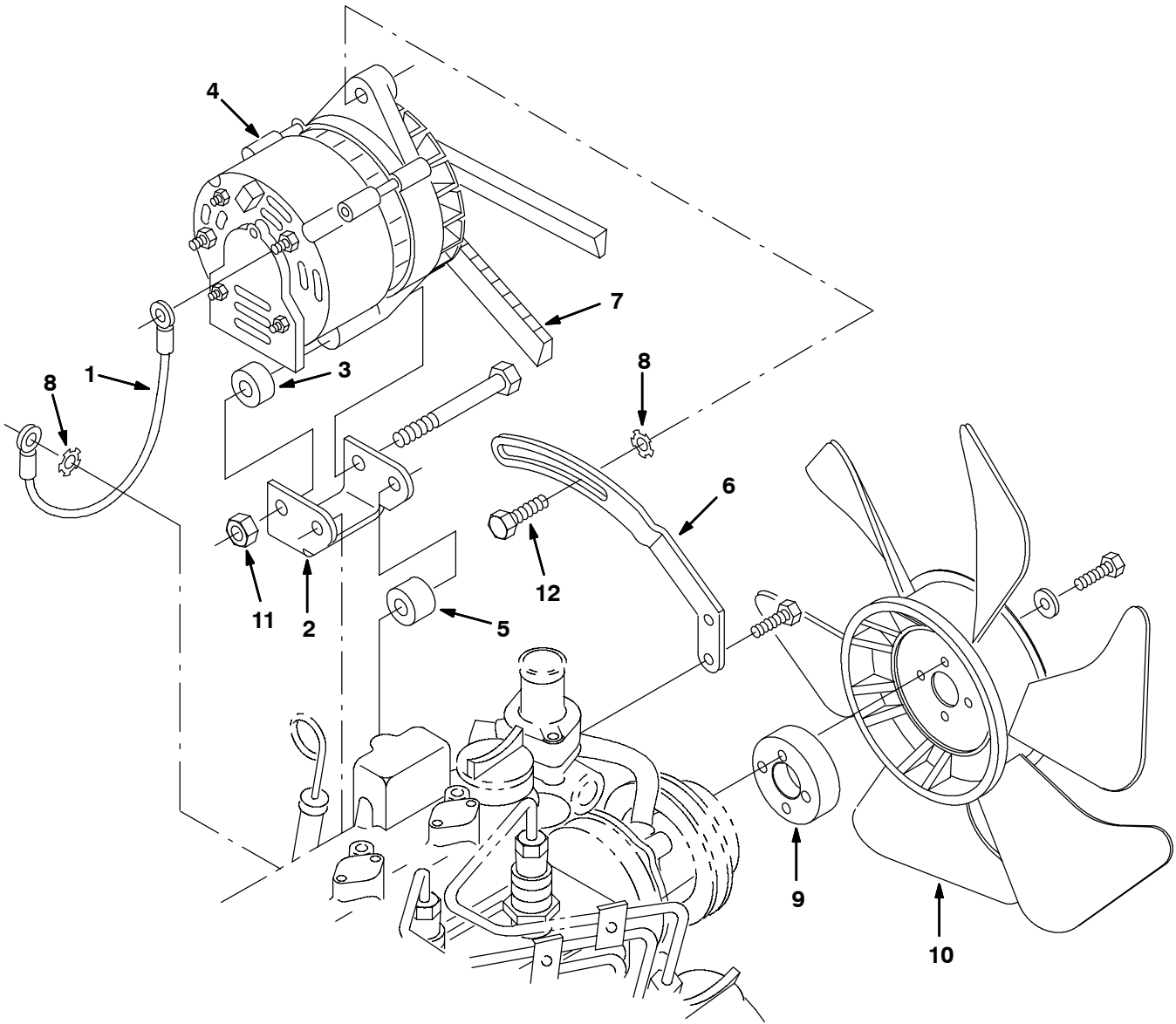




Fig. 17 - Engine Alternator Group

Ref.	Part No.	Serial Number	Description	Qty.
	1	82731	(000000- ) Wire, Ground	1
	2	55855	(000000- ) Bracket	1
	3	55863	(000000- ) Sleeve	1
▽	4	60559	(000000- ) Alternator	1
▲		61931	(000000- ) Regulator	1
▲		86041	(000000- ) Bearing, Ball	1
▲		61529	(000000- ) Kit, Brush	1
▲		61531	(000000- ) Rectifier	1
▲		70160	(000000- ) Pulley	1
	5	07274	(000000- ) Sleeve	1
	6	55856	(000000- ) Arm	1
	7	58327	(000000- ) Belt, V	1
	8	41142	(000000- ) Washer, Lock, Int-Ext, .38	2
	9	364046	(000000- ) Spacer, Fan, Diesel	1
	10	364041	(000000- ) Fan, Suction, 14.17 Dia	1
	11	59156	(000000- ) Nut, Hex, Lock, .38-16, NI, Ss	2
	12	16953	(000000- ) Screw, Hex, .31-18 X 0.75,Sems	1

Fig. 18 - Engine Muffler Group

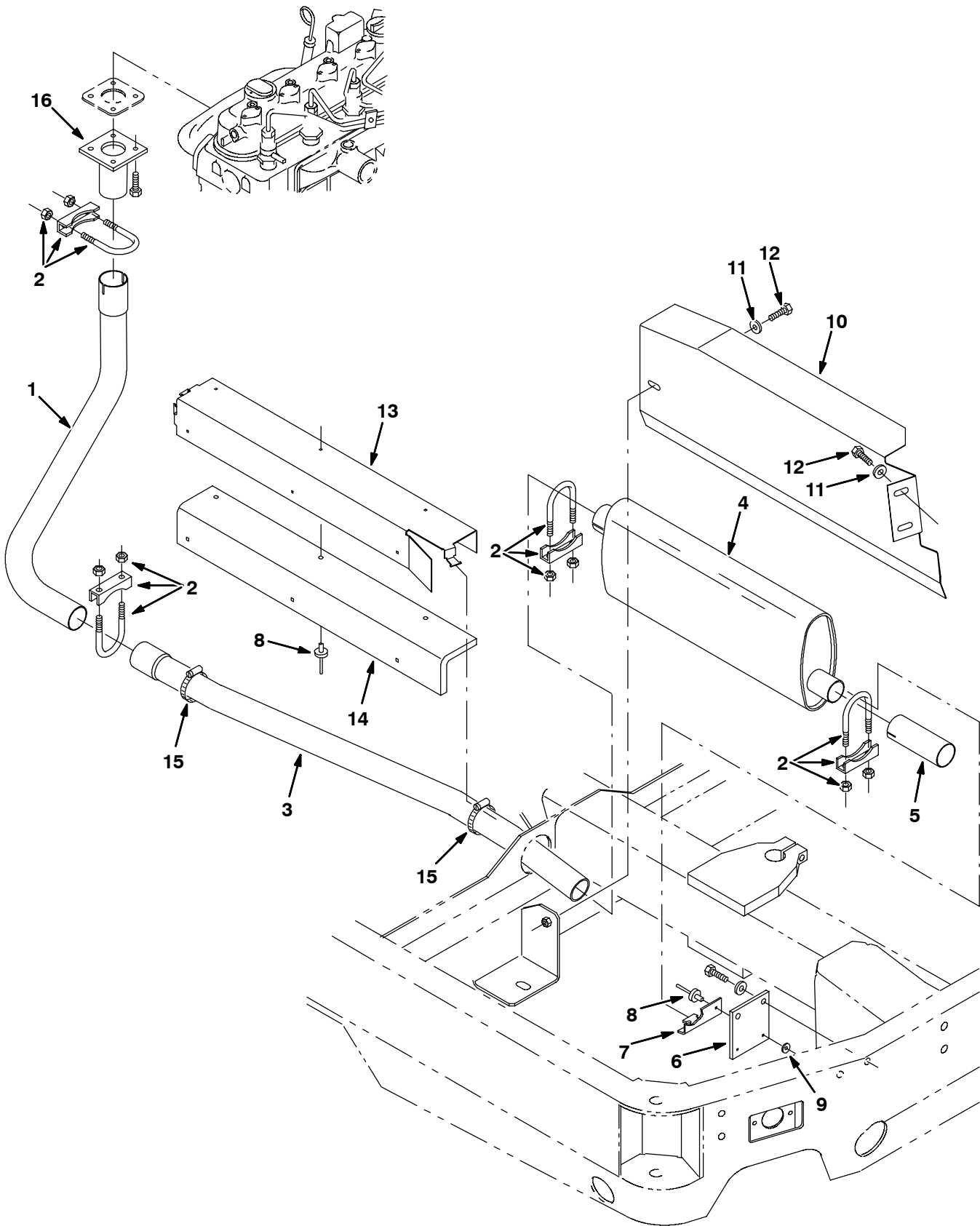


Fig. 18 - Engine Muffler Group

Ref.	Part No.	Serial Number	Description	Qty.
1	364457	(000000-	) Tube, Exhaust, Diesel	1
2	24012	(000000-	) Clamp, Tube	4
3	364254	(000000-	) Tube, Exhaust	1
4	364805	(000000-	) Muffler, Exhaust	1
5	364399	(000000-	) Tube, Exhaust, Rear	1
6	364383	(000000-	) Strap, Hanger, Muffler	1
7	364384	(000000-	) Angle, Hanger, Muffler	1
8	68567	(000000-	) Rivet, Pop	8
9	68568	(000000-	) Washer	2
10	364803	(000000-	) Heat Shield	1
11	01685	(000000-	) Washer, Flat, .31 Ss	3
12	09740	(000000-	) Screw, Hex, M08-1.25 X 20, Ss	3
13	364832	(000000-	) Channel, Heat Shield	1
14	364893	(000000-	) Insulation	1
15	11531	(000000-	) Clamp, Wormdrive	2
16	74452	(000000-	) Pipe, Exhaust	1

Fig. 19 - Engine Radiator Group

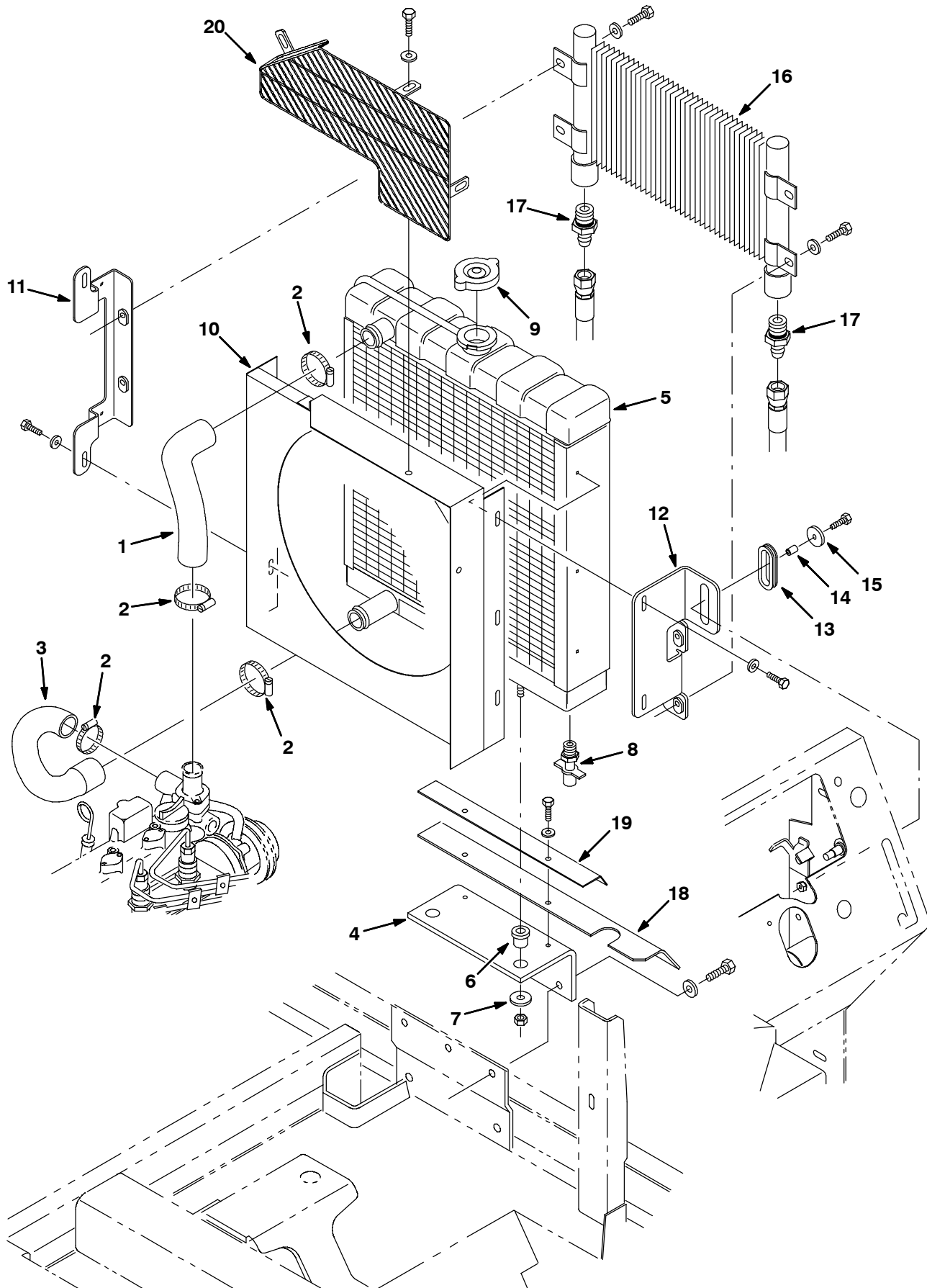


Fig. 19 - Engine Radiator Group

Ref.	Part No.	Serial Number	Description	Qty.
1	55857	(000000-	) Hose, Radiator	1
2	11399	(000000-	) Clamp, Wormdrive	4
3	365028	(000000-	) Hose,Radiator, Lower, Rework	1
4	364687	(000000-	) Bracket, Radiator, Diesel	1
5	364396	(000000-	) Radiator	1
6	54274	(000000-	) Isolator, Vibration	2
7	13248	(000000-	) Washer	2
8	54911-32	(000000-	) Draincock	1
9	31755	(000000-	) Cap, Radiator	1
10	365117	(000000-	) Radiator Guard, Diesel, W/Labe	1
11	364389	(000000-	) Bracket, Mtg, Hyd Cooler	1
12	364547	(000000-	) Bracket, Radiator	1
13	10632-13	(000000-	) Grommet, Rubber	1
14	59881	(000000-	) Spacer	1
15	41178	(000000-	) Washer, Flat, .25 Fender	3
16	82798	(000000-	) Cooler, Oil, Hyd	1
17	42227	(000000-	) Fitting, Hyd, Str	2
18	364870	(000000-	) Seal, Side Door, Lower	1
19	364868	(000000-	) Bracket, Side Door, Seal	1
20	365260	(000000-	) Guard, Engine Fan, Die	1

Fig. 20 - Battery Group

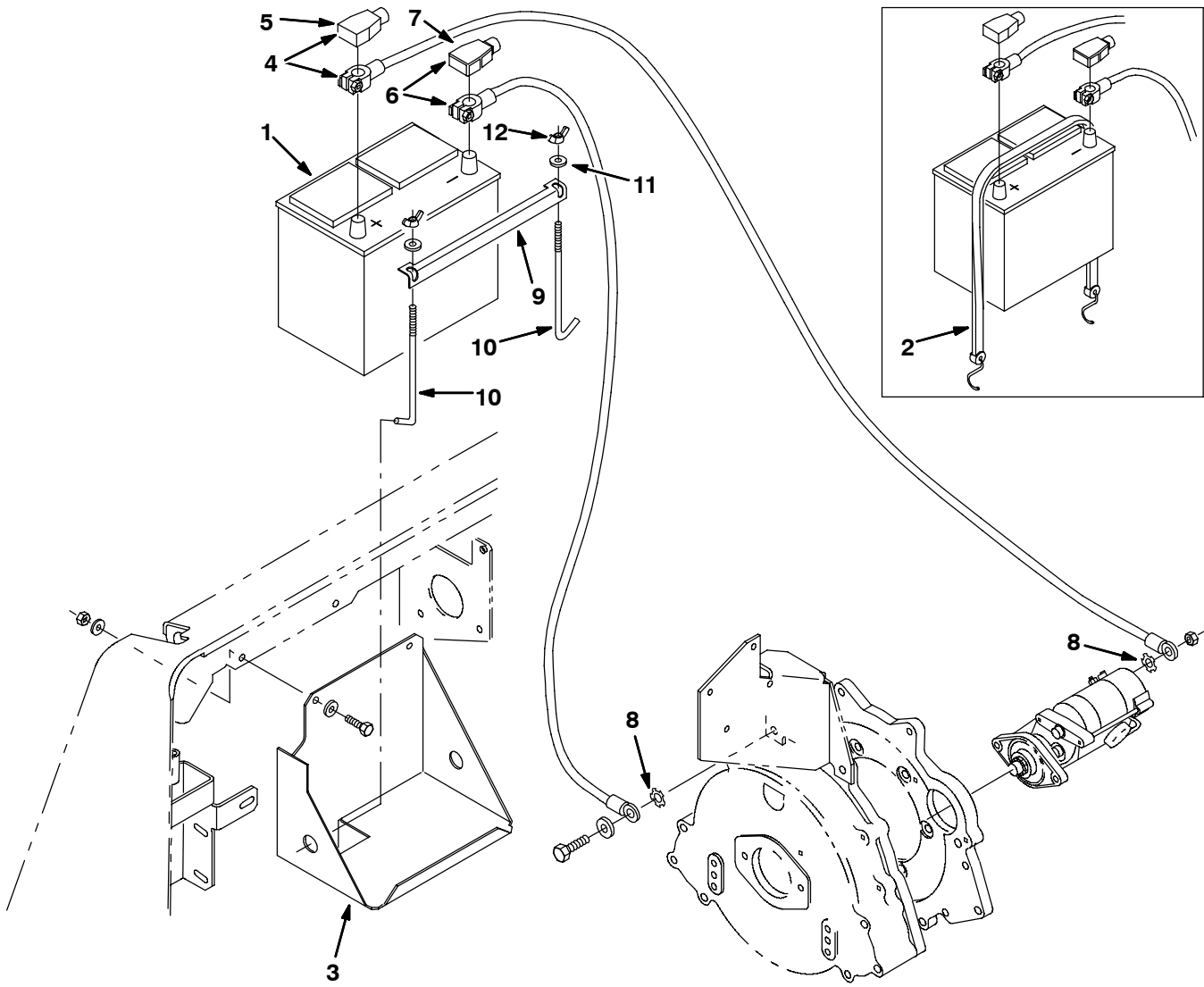


Fig. 20 - Battery Group

Ref.	Part No.	Serial Number	Description	Qty.	
1	10143	(000000-	) Battery, 12V, Wet	1	
2	33671	(000000-001102	) Strap, Rubber	1	
3	365116	(000000-	) Tray, Battery, W/Label	1	
▽	4	364758	(000000-	) Wire Assy, Positive	1
▲	5	68873	(000000-	) Boot	1
▽	6	364759	(000000-	) Wire Assy, Negative	1
▲	7	68872	(000000-	) Boot	1
8	41142	(000000-	) Washer, Lock, Int-Ext, .38	2	
9	72977	(001103-	) Angle, Battery	1	
10	13015	(001103-	) Bolt, Hold Down	2	
11	01685	(001103-	) Washer, Flat	2	
12	39272	(001103-	) Nut, Wing	2	

Fig. 21 - Wheels And Brakes Group, Front

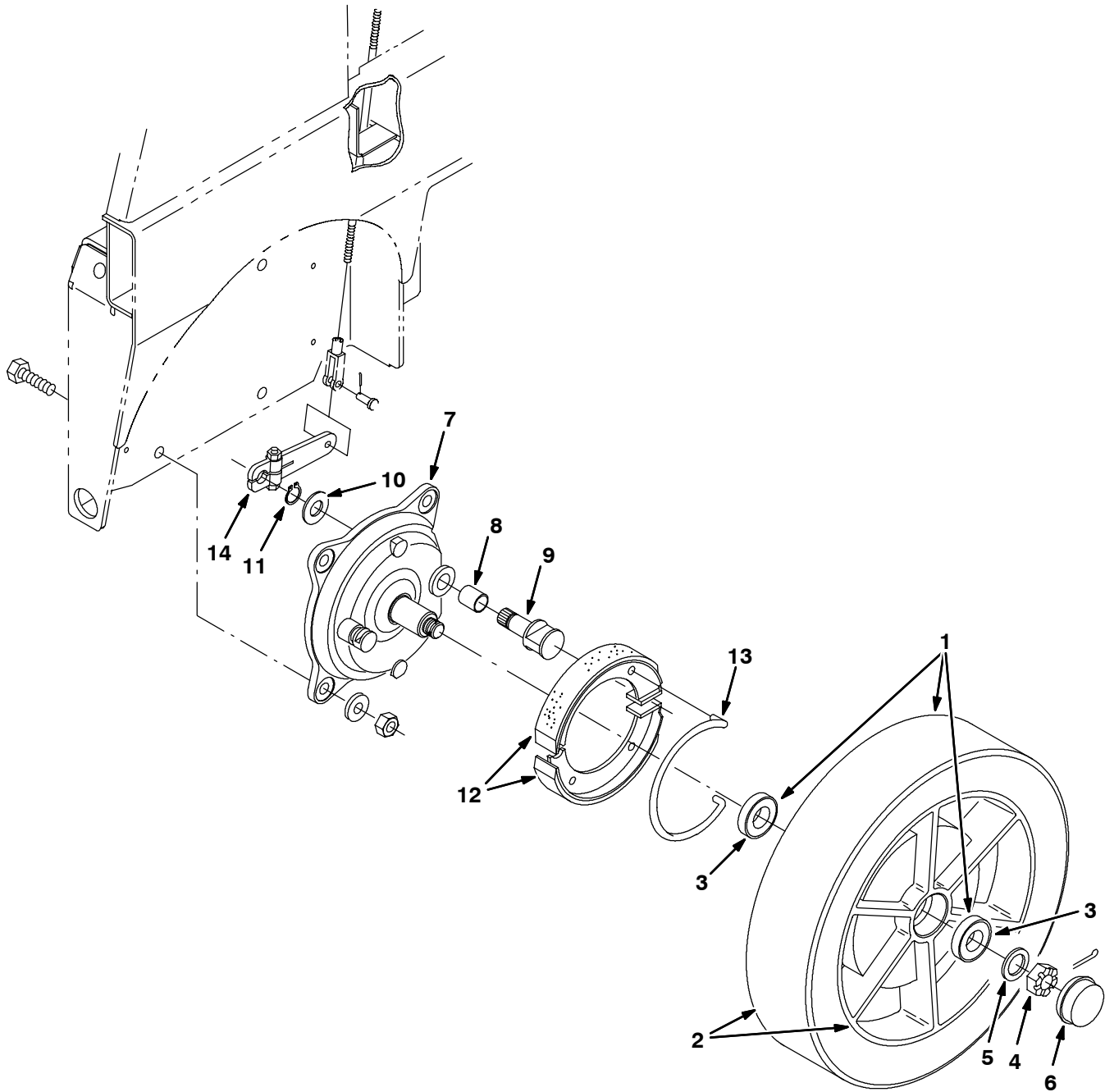




Fig. 21 - Wheels And Brakes Group, Front

	Ref.	Part No.	Serial Number	Description	Qty.
▽	1	360071	(000000-	) Wheel and Bearing Assy, Solid	2
▲▽	2	360073	(000000-	) Wheel & Tire Assy, Solid	1
▲▲		360072	(000000-	) Tire, Solid	1
▲	3	360074	(000000-	) Bearing, Ball	2
	4	86659	(000000-	) Nut, Hex, Slot, .75-16	2
	5	49145	(000000-	) Washer	2
	6	54390	(000000-	) Cap, Hub	2
▽		360023	(000000-	) Brake Assy	2
▲	7	360270	(000000-	) Plate, Backing	1
▲	8	360271	(000000-	) Bushing,	1
▲	9	360272	(000000-	) Cam, Nickel Plated	1
▲	10	360273	(000000-	) Washer, Flat, M20, 21 X37X3	1
▲	11	360274	(000000-	) Retainer, Ring	1
▲	12	360275	(000000-	) Shoe, Brake	2
▲	13	360276	(000000-	) Spring, Return, Brake	1
	14	360802	(000000-	) Lever, Brake	2

Fig. 22 - Brake Pedal Group

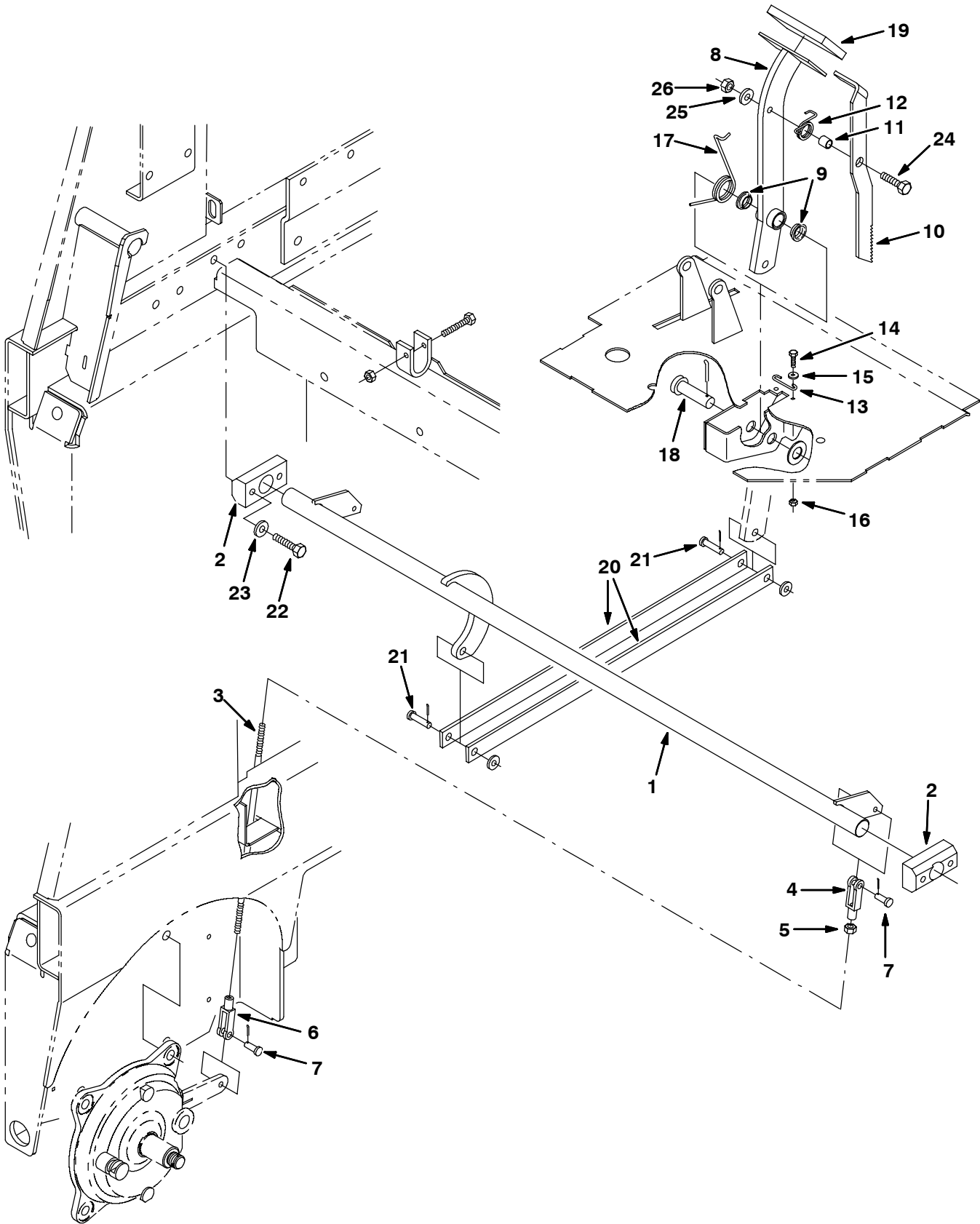


Fig. 22 - Brake Pedal Group

Ref.	Part No.	Serial Number	Description	Qty.
1	364343	(000000-	) Shaft Wldt, Brake	1
2	364342	(000000-	) Bearing, Brake Shaft	2
3	364347	(000000-	) Rod, Link, Brake	2
4	14595-1	(000000-	) Clevis	2
5	32899	(000000-	) Nut, Hex, Jam, .25-28	2
6	364864	(000000-	) Clevis, Adjust, .25-28Lh	2
7	14605	(000000-	) Pin, Clevis	4
8	364524	(000000-	) Pedal Wldt	1
9	04843	(000000-	) Bearing, Flange	2
10	364934	(000000-	) Pedal, Brake Lock	1
11	46563	(000000-	) Bushing, Sleeve	1
12	59009	(000000-	) Spring, Torsion	1
13	97031	(000000-	) Spring, Parking Brake	1
14	24199	(000000-	) Screw, Hex, M05-0.8 X 16, Ss	2
15	01683	(000000-	) Washer, Flat, #10 Ss	2
16	09739	(000000-	) Nut, Hex, Lock, M05-0.8, NI,Ss	2
17	54607	(000000-	) Spring, Torsion	1
18	222210	(000000-	) Pin, Clevis	1
19	51109	(000000-	) Pad	1
20	364348	(000000-	) Bar, Brake To Pedal	2
21	86240	(000000-	) Pin, Clevis	2
22	41342	(000000-	) Screw, Hex, M8 X 1.25 X 40, 8.8	4
23	39347	(000000-	) Washer, Flat, 1.00 Std	4
24	06955	(000000-	) Screw, Hex, M8 X 1.25 X 35, 8.8	1
25	39349	(000000-	) Washer, Flat, 0.31 Sae	1
26	08709	(000000-	) Nut, Hex, Lock, M8 X 1.25, NI	1

**Fig. 23 - Directional Pedal Group**

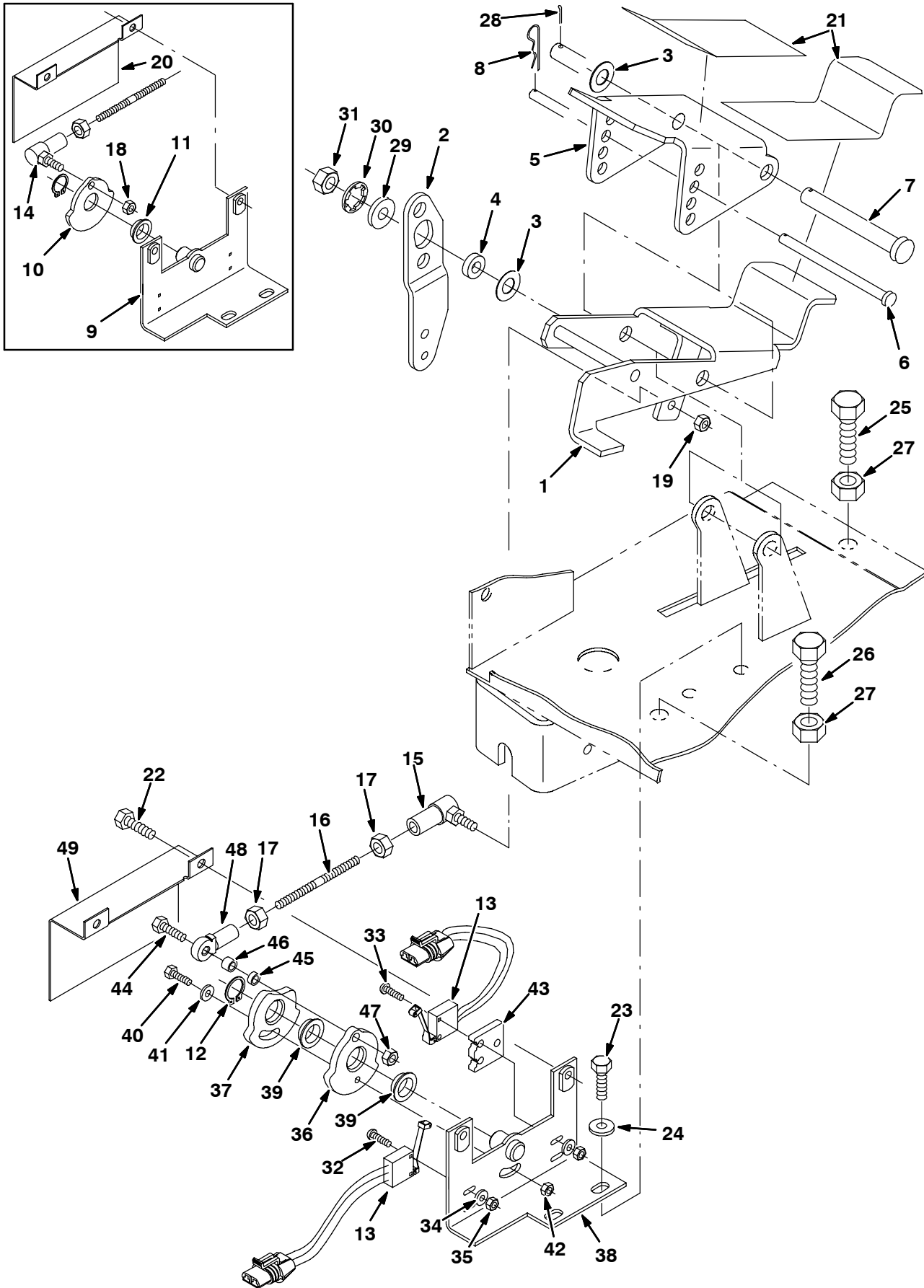


Fig. 23 - Directional Pedal Group

Ref.	Part No.	Serial Number	Description	Qty.
1	364908	(000000-	) Pedal Wldt, Lower	1
2	365432	(000000-	) Arm	1
3	89710	(000000-	) Washer, Nylon	3
4	365188	(000000-	) Washer	1
5	75305	(000000-	) Pedal, Upper	1
6	59672	(000000-	) Pin, Clevis	1
7	222196	(000000-	) Pin, Clevis	1
8	97163	(000000-	) Pin, Hair Cotter	1
9	364634	(000000-010060	) Angle Wldt, Mounting	1
10	364617	(000000-010060	) Cam	1
11	04843	(000000-010060	) Bearing, Flange	1
12	364671	(000000-	) Ring, Retaining	1
13	365090	(000000-	) Switch Assy	2
14	14601	(000000-010060	) Balljoint	1
15	364951	(000000-	) Ball Joint	1
16	364936	(000000-	) Stud, Adjusting	1
17	13513	(000000-	) Nut, Hex, Lock, .25-28, NI	2
18	32899	(000000-010060	) Nut, Hex, Jam, .25-28	1
19	364948	(000000-	) Nut, Hex Std	1
20	365074	(000000-010060	) Angle, Cover	1
21	75430	(000000-	) Pad	1
22	87308	(000000-	) Screw, Hex, M6 X 1.0 X 12, 8.8	2
23	16931	(000000-	) Screw, Hex, M8 X 1.25 X 20, 8.8	2
24	32491	(000000-	) Washer, Flat, 0.31 Std	2
25	16930	(000000-	) Screw, Hex, M10 X 1.5 X 50, 8.8	1
26	06963	(000000-	) Screw, Hex, M10 X 1.5 X 60, 8.8	1
27	39312	(000000-	) Nut, Hex, Std, M10 X 1.5	2
28	97163	(000000-	) Pin, Hair Cotter, 13mm D 3mm Wir	1
29	32492	(000000-	) Washer, Flat, 0.38 Std	1
30	32485	(000000-	) Washer, Flat, 0.38 Sae	1
31	08709	(000000-	) Nut, Hex, Lock, M8 X 1.25, NI	1
32	06922	(000000-	) Screw, Pan, M3 X 0.5 X 20, 4.8	1
33	06924	(000000-	) Screw, Pan, M3 X 0.5 X 30, 4.8	1
34	01757	(000000-	) Washer, Lock, Int, M3 Ss	2
35	01754	(000000-	) Nut, Hex, Std, M3 X 0.5, 8	2
36	1018940	(010061-	) Cam	1
37	1018964	(010061-	) Cam	1
38	1018983	(010061-	) Bracket Wldt, Mtg, Cam Switch	1
39	04843	(010061-	) Bushing, Flng, 0.63b 0.72d 0.25l	2
40	06943	(010061-	) Screw, Hex, M6 X 1.0 X 20, 8.8	1
41	19066	(010061-	) Washer, Flat, #10	1
42	41359	(010061-	) Nut, Hex, Std, M6 X 1.0, 8	1
43	1019040	(010061-	) Spacer, Switch, Cam, Propel, [8200/8210]	1
44	25048	(010061-	) Screw, Hex, .25-20 X 1.50, 5	1
45	80491	(010061-	) Sleeve, P/M, 0.375d 0.250b 0.16l 430ss	1
46	65441	(010061-	) Tube, 00.38d 00.26b 00.3l Stl Plt	1
47	32981	(010061-	) Nut, Hex, Lock, .25-20, NI	1
48	68866	(010061-	) Rod-End, .25-28rh Fem 0.25b [Teflon]	1
49	1023823	(010061-	) Cover, Cam Linkage, [8210]	1

Fig. 24 - Wheel Group, Rear Drive

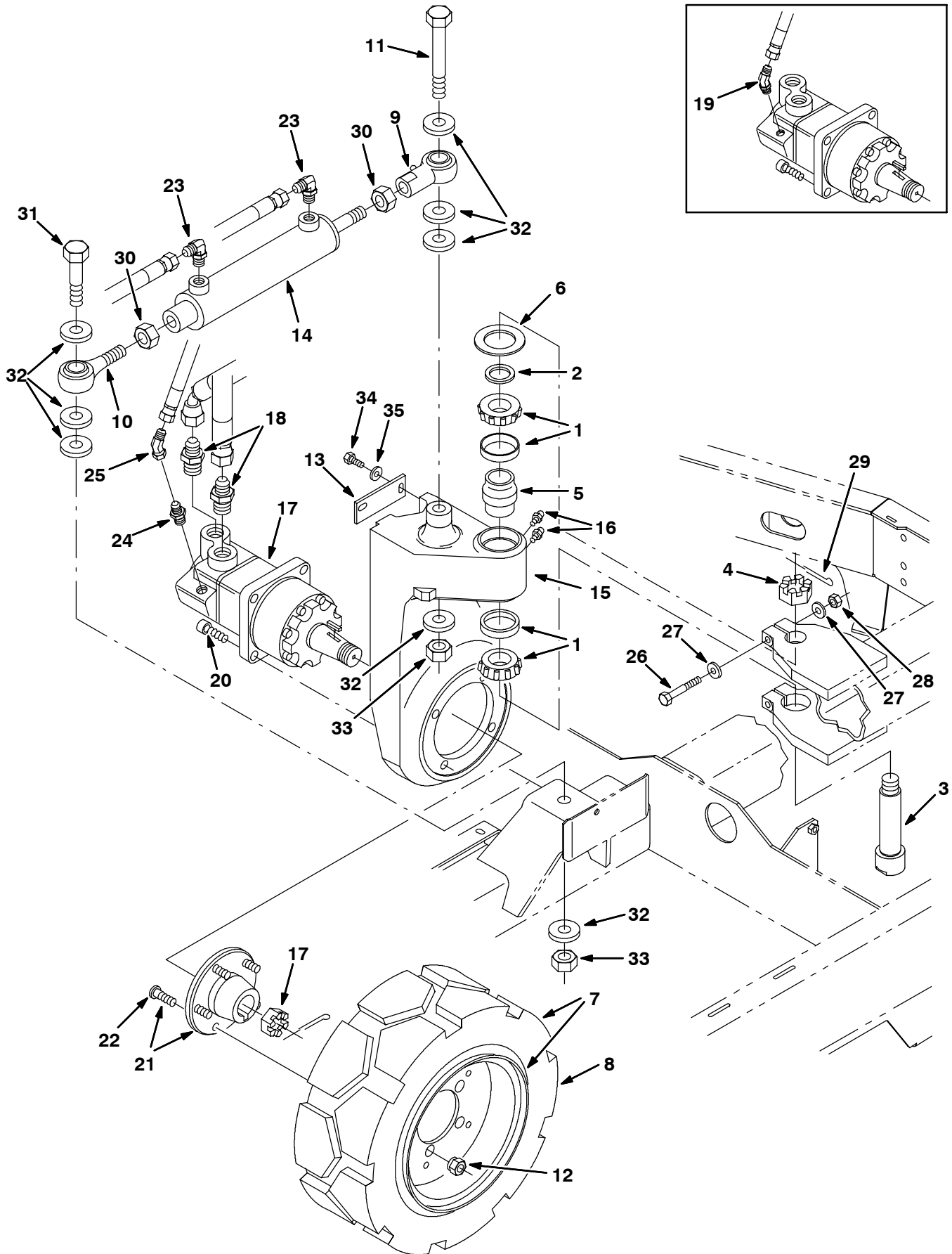


Fig. 24 - Wheel Group, Rear Drive

Ref.	Part No.	Serial Number	Description	Qty.	
1	49225	(000000-	) Bearing, Cup, Cone	2	
2	47719	(000000-	) Washer	1	
3	364861	(000000-	) Pin, Pivot	1	
4	14242	(000000-	) Nut, Hex, Slot, 1.00-20	1	
5	364826	(000000-	) Seal, Grease Cavity	1	
6	364827	(000000-	) Washer, Felt	1	
▽	7	365020	(000000-	) Tire, Assy Solid Scrubber	1
▲	8	48589	(000000-	) Tire 16.25X6.00X11.25 Non Skid	1
9	64887	(000000-	) Rod-end, .75-16rh Fem 0.75b	1	
10	64886	(000000-	) Rod-end, .75-16rh Mal 0.75b [Teflon]	1	
11	360152	(000000-	) Screw, Hex, .75-10 X 5.00, G5	1	
12	24339	(000000-	) Nut, Wheel, .50-20 X 60 Angle	5	
13	58842	(000000-	) Plate	1	
14	53601	(000000-	) Cylinder, Hyd	1	
15	364863	(000000-	) Housing, Support, Drive	1	
16	47801	(000000-	) Fitting, Grease	2	
17	22604	(000000-009999)	) Motor, Hyd Gear (See Breakdowns)	1	
17	379609	(010000-	) Motor, Hyd Gear (See Breakdowns)	1	
18	42223	(000000-	) Fitting, Hyd, Str	2	
19	34359	(000000-009999)	) Fitting, Hyd, Elbow	1	
20	19583	(000000-	) Screw, Soc, .50-13 X 1.50, Al	4	
▽	21	54087	(000000-	) Hub & Stud	1
▲	22	32126	(000000-	) Stud, Wheel .50-20 X 1.50 Pltd	5
23	56820	(000000-	) Fitting, Hyd, Elbow	2	
24	55685	(010000-	) Fitting, Hyd Str, Jm04/Om06	1	
25	68441	(010000-	) Fitting, Hyd E45, Jf04/Jm06	1	
26	06964	(000000-	) Screw, Hex, M10 X 1.5 X 70, 8.8	2	
27	32485	(000000-	) Washer, Flat, 0.38 Sae	4	
28	08714	(000000-	) Nut, Hex, Lock, M10 X 1.5, NI, Ss	2	
29	08171	(000000-	) Pin, Cotter, .156 X 2.00	1	
30	43958	(000000-	) Nut, Hex, Std, .75-16	2	
31	77345	(000000-	) Screw, Hex, .75-10 X 3.25, 5	1	
32	39350	(000000-	) Washer, Flat, 0.75 Sae	7	
33	32987	(000000-	) Nut, Hex, Lock, .75-10, NI	2	
34	16931	(000000-	) Screw, Hex, M8 X 1.25 X 20, 8.8	2	
35	32491	(000000-	) Washer, Flat, 0.31 Std	2	

Fig. 25 - Hopper Lift Arms Group

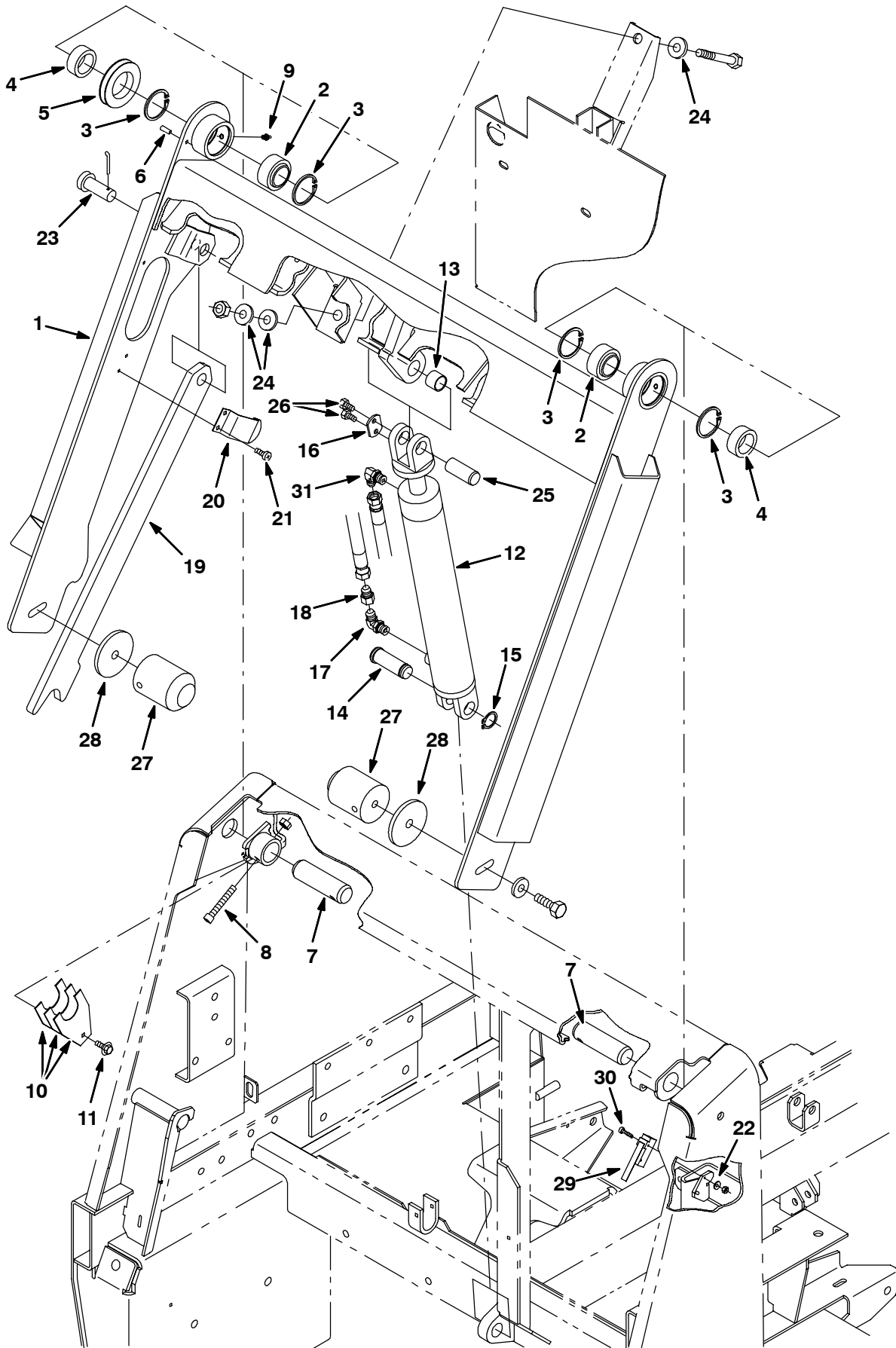




Fig. 25 - Hopper Lift Arms Group

Ref.	Part No.	Serial Number	Description	Qty.
1	365115	(000000-009999 )	Arm Assy, Lift, W/Label	1
1	1018033	(010000- )	Arm, Lift, Hppr, W/Label [8200]	1
2	42120-1	(000000- )	Bearing, Self Align	2
3	59542	(000000- )	Ring, Retaining	4
4	360455	(000000- )	Sleeve	2
5	360077	(000000- )	Sheave	1
6	17404	(000000- )	Pin	1
7	360064	(000000- )	Pin	2
8	09294	(000000- )	Screw, Soc, M08-1.25 X 60, Al	2
9	07259	(000000- )	Fitting, Grease	2
10	360768	(000000- )	Plate, Spacer, Lift Arm	6
11	12459	(000000- )	Screw, Hex, Fmg, M06-1.0 X 20	2
12	379120	(000000- )	Cylinder, Hyd	1
13	364587	(000000- )	Bearing, Journal .875 X .75L	1
14	73077	(000000- )	Pin, Clevis	1
15	72899	(000000- )	Ring, Retaining	1
16	72897	(000000- )	Plate, Pin, Clevis, Upper	1
17	77097	(000000- )	Fitting, Hyd, Elbow	1
18	79447	(000000- )	Fitting, Hyd	1
19	365114	(000000- )	Arm, Safety, W/Label	1
20	364672	(000000- )	Clip, Spring, Prop Arm	1
21	48732	(000000- )	Screw, Pan, M06-1.0 X 10, Ss	2
22	39658	(000000- )	Washer, Lock, Int, #04	2
23	02141	(000000- )	Pin, Clevis	1
24	36328	(000000- )	Washer, Belleville, .50	3
25	72898	(000000- )	Pin, Clevis	1
26	11329	(000000- )	Screw, Hex, M06-1.0 X 16, Ss	2
27	364498	(000000- )	Pin, Hopper, Lift	2
28	72159	(000000- )	Washer, .562B 3.03 D .25Hr	2
29	1008142	(000000- )	Switch, Snap Actn, 250Vdc 25A Spdt	1
30	33933	(000000- )	Screw, Pan, M03-0.5 X 25, Ss	2
31	77098	(000000- )	Fitting, Hyd, Elbow	1



Fig. 26 - Hopper Group

Ref.	Part No.	Serial Number	Description	Qty.	
1	364280	(000000-	) Hopper	1	
2	364474	(000000-	) Bracket, Hopper Bottom	1	
3	364482	(000000-	) Plate, Hopper, Wear	1	
4	364473	(000000-	) Bracket, Hopper, Lip	1	
5	360893	(000000-	) Deflector, Hopper, Lh	1	
6	360894	(000000-	) Deflector, Hopper, Rh	1	
7	364462	(000000-	) Skirt, Lip	1	
8	361339	(000000-	) Screw, Hex 6X 1.0 16 Pltd	6	
▽	9	360822	(000000-	) Headlight	2
▲	45779	(000000-	) Lamp	1	
▲	10	360604	(000000-	) Seal, Headlight	1
	11	364723	(000000-001099 )	Bracket, Hopper, Upper	1
	12	365248	(000000-001099 )	Panel Kit, Perma-Filter	1
	12	365247	(001100-	) Panel Wldt, Perma-Filter	1
	13	365082	(000000-	) Nut, U M 6X1.0	3
	14	364461	(000000-	) Strip, Retainer	1
	15	364515	(000000-	) Bracket, Hopper, Support	1
	16	364516	(000000-	) Seal, Hopper Door	1
	17	72968	(000000-	) Rivet, Plstc	3
	18	41178	(000000-	) Washer, Flat, .25 Fender	3
	19	364960	(000000-	) Skirt, Side Brush	1
	20	10632-18	(000000-	) Grommet, Rubber	4
	21	360943	(000000-	) Screw, Pan, #10-14 X 0.75,	8
	22	06415	(000000-	) Screw, Flt, M6 X 1.0 X 25, 10.9	8
	23	32490	(000000-	) Washer, Flat, 0.25 Std	11
	24	08708	(000000-	) Nut, Hex, Lock, M6 X 1.0, NI	8
	25	76570	(000000-	) Screw, Hex, M8 X 1.25 X 30, 8.8	5
	26	32491	(000000-	) Washer, Flat, 0.31 Std	5
	27	08709	(000000-	) Nut, Hex, Lock, M8 X 1.25, NI	5
	28	06944	(000000-	) Screw, Hex, M6 X 1.0 X 25, 8.8	3

Fig. 27 - Hopper Cover And Bumper Group

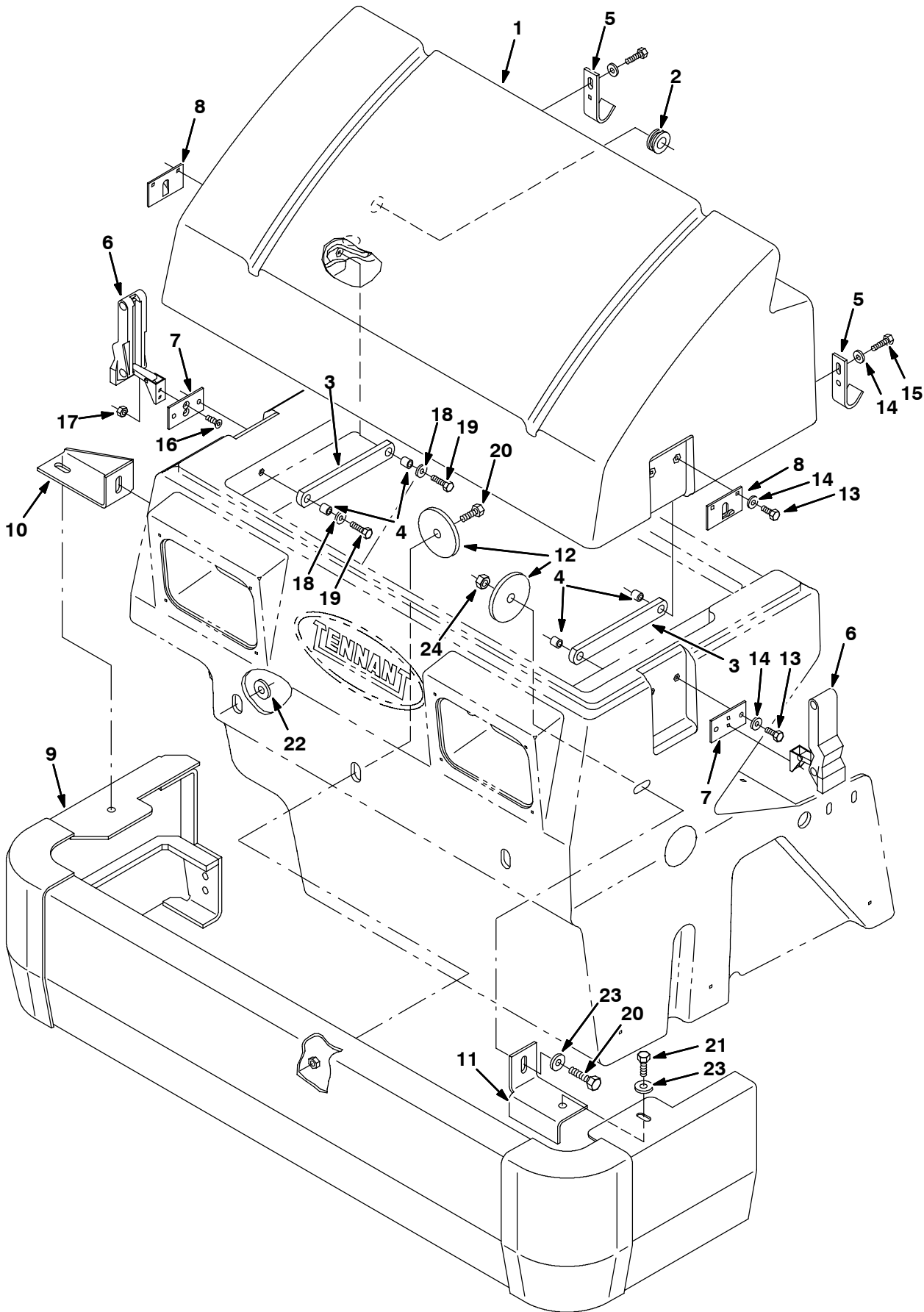


Fig. 27 - Hopper Cover And Bumper Group

Ref.	Part No.	Serial Number	Description	Qty.
1	364250	(000000-	) Cover, Hopper	1
2	10632-18	(000000-	) Grommet, Rubber	1
3	364481	(000000-	) Arm, Pivot	2
4	222460	(000000-	) Sleeve	4
5	364802	(000000-	) Guide, Filter Cover	2
6	360824	(000000-	) Latch, Hopper	2
7	364470	(000000-	) Plate, Latch, Lower	2
8	364471	(000000-	) Plate, Latch, Upper	2
9	364496	(000000-	) Bumper Wldt, Front	1
10	364489	(000000-	) Bracket, Bumper, Mtg, Rh	1
11	364488	(000000-	) Bracket, Bumper, Mtg, Lh	1
12	72159	(000000-	) Washer, .562B 3.03 D .25Hr	5
13	87308	(000000-	) Screw, Hex, M6 X 1.0 X 12, 8.8	8
14	32483	(000000-	) Washer, Flat, 0.25 Sae	12
15	06942	(000000-	) Screw, Hex, M6 X 1.0 X 16, 8.8	4
16	360826	(000000-	) Screw, Flt, M5 X 0.8 X 12, 10.9	4
17	06549	(000000-	) Nut, Hex, Lock, M5 X 0.8, NI	4
18	32490	(000000-	) Washer, Flat, 0.25 Std	4
19	06944	(000000-	) Screw, Hex, M6 X 1.0 X 25, 8.8	4
20	06955	(000000-	) Screw, Hex, M8 X 1.25 X 35, 8.8	5
21	39277	(000000-	) Screw, Hex, M8 X 1.25 X 25	2
22	32493	(000000-	) Washer, Flat, 0.50 Std	1
23	32491	(000000-	) Washer, Flat, 0.31 Std	5
24	08709	(000000-	) Nut, Hex, Lock, M8 X 1.25, NI	2

Fig. 28 - Hopper Dump Door Group

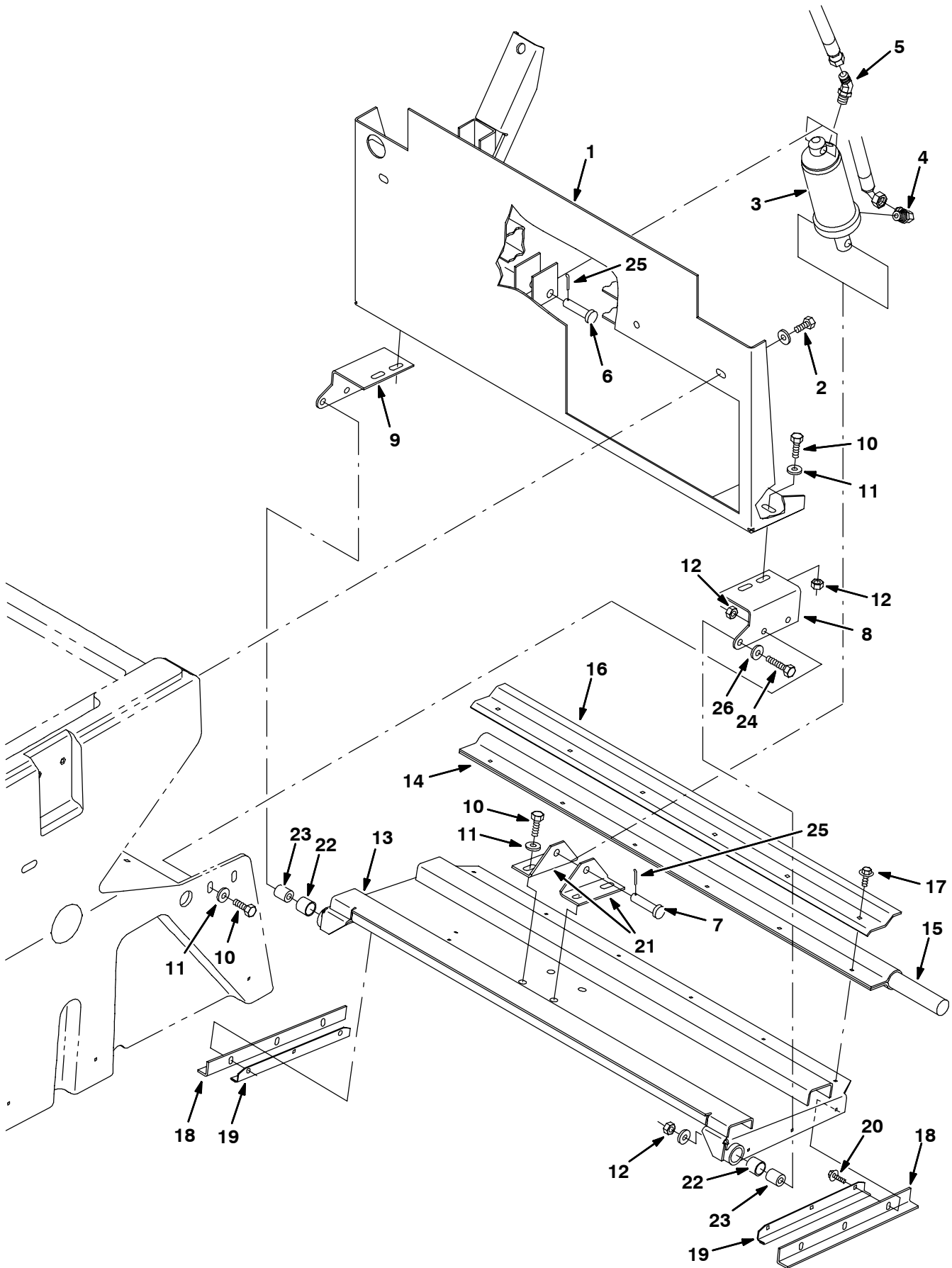


Fig. 28 - Hopper Dump Door Group

Ref.	Part No.	Serial Number	Description	Qty.
1	364578	(000000-009999 )	Plate Wldt, Back, Hopper	1
1	1011886	(010000- )	Plate Wldt, Back, Hopper	1
2	12273	(000000- )	Screw, Hex, M08-1.25 X 20, Ss	5
3	364119	(000000- )	Cylinder, Hyd 2.0B 04.0S 2500	1
4	77097	(000000- )	Fitting, Hyd, Elbow	1
5	34359	(000000- )	Fitting, Hyd, Elbow	1
6	51534	(000000-001603 )	Pin, Clevis	2
6	43290	(001604- )	Pin, Clevis, 0.50 D X 1.75l	2
7	17461	(000000-001603 )	Pin, Clevis	1
7	43290	(001604- )	Pin, Clevis, 0.50 D X 1.75l	1
8	364477	(000000- )	Bracket, Door, Mtg, Lh	1
9	364478	(000000- )	Bracket, Door, Mtg, Rh	1
10	09740	(000000- )	Screw, Hex, M08-1.25 X 20, Ss	12
11	01685	(000000- )	Washer, Flat, .31 Ss	12
12	08713	(000000- )	Nut, Hex, Lock, M08-1.25,NI,Ss	10
13	364580	(000000- )	Door Wldt, Dump	1
14	364688	(000000- )	Seal Wrap, Dump Door	1
15	364476	(000000- )	Cord, Rubber	1
16	364487	(000000- )	Strip, Retainer, Door, Dump	1
17	12459	(000000- )	Screw, Hex, Fmg, M06-1.0 X 20	6
18	360844	(000000- )	Seal, Dump Door, Side	2
19	360424	(000000- )	Strip, Retainer, Door, Side	2
20	74455	(000000- )	Screw, Hex, Fmg, M06-1.0 X 12	6
21	364480	(000000- )	Bracket, Door, Cyl, Lower	2
22	64379	(000000- )	Bearing, Journal	2
23	87104	(000000- )	Bushing, Door Pivot	2
24	09026	(000000- )	Screw, Hex, M08-1.25 X 40, Ss	2
25	08182	(000000- )	Pin, Cotter, .125 X 1.00	2
26	01685	(000000- )	Washer, Flat, 0.31 Ss	8





Fig. 29 - Hopper Filter Box Group

Ref.	Part No.	Serial Number	Description	Qty.
1	364511	(000000-	) Plate Wldt, Shaker	1
2	363426	(000000-	) Seal, Foam Rbr. .5X1.0X20.0	3
3	54121	(000000-	) Motor, Ele, Shaker	1
4	36658	(000000-	) Bar, Flat	1
5	36666	(000000-	) Strap, Motor, Shaker	1
6	36661	(000000-	) Bar, Flat	1
7	53264	(000000-	) Weight, Eccentric	1
8	20634	(000000-	) Screw, Set, #10-24 X 0.25, NI	2
9	09007	(000000-	) Screw, Hex, M06-1.0 X 25, Ss	2
10	08712	(000000-	) Nut, Hex, Lock, M06-1.0, NI,Ss	2
11	01684	(000000-	) Washer, Flat, .25 Ss	4
12	87546	(000000-	) Thermostat	1
13	365126	(000000-	) Filter Pkg, Panel, 97 Pleats	1
13	365129	(000000-	) Filter Pkg, Panel, Synthetic	1
14	360199	(000000-	) Seal, Spacer, Filter	1
15	68106	(000000-	) Terminal, Qkdisc .25M Tab .19D	1
16	82921	(000000-	) Bumper, Rubber	2
17	360943	(000000-	) Screw, Pan, Ss	2
18	01683	(000000-	) Washer, Ss	2

Fig. 30 - Main Brush Lift Group

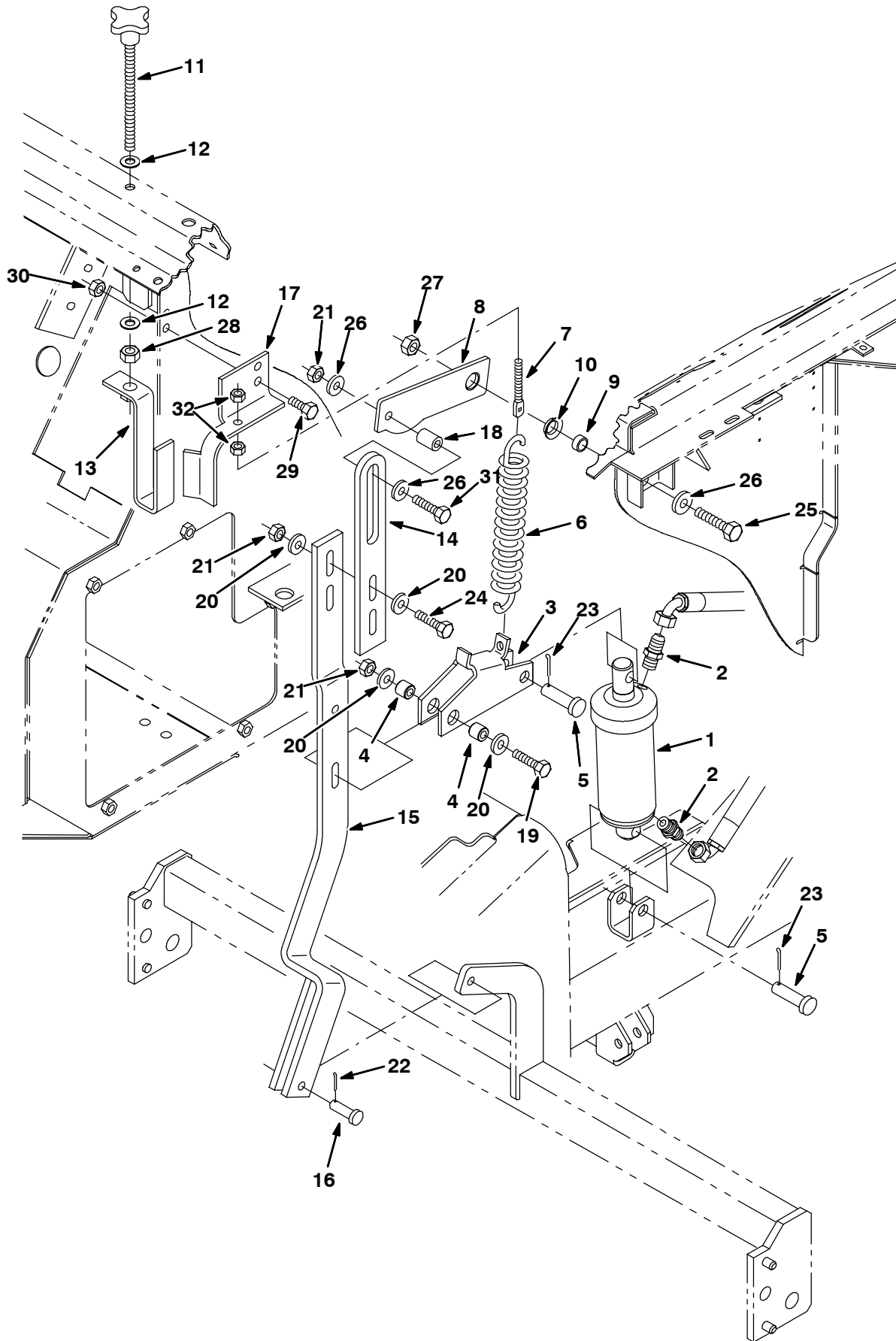


Fig. 30 - Main Brush Lift Group

Ref.	Part No.	Serial Number	Description	Qty.
1	54096	(000000-	) Cylinder, Hyd	1
2	55586	(000000-	) Fitting, Hyd, Str	2
3	364595	(000000-	) Bracket, Cylinder, Brush Lift	1
4	364409	(000000-	) Sleeve, .344B .625D .569L	2
5	43290	(000000-	) Pin, Clevis	2
6	33404	(000000-	) Spring, Tension	1
7	78944	(000000-	) Bolt, Eye, .31-18X2.4X .19	1
8	364787	(000000-	) Plate, Main Br, Lift	1
9	364790	(000000-	) Sleeve,	1
10	04843	(000000-	) Bearing, Flange	1
11	54848	(000000-	) Knob, Adj	1
12	52296	(000000-	) Washer	1
13	364594	(000000-	) Bracket, Brush Adjustment	2
14	364814	(000000-	) Plate, Main Brush, Adjustment	1
15	364605	(000000-	) Lever Wldt, Main Br Lift	1
16	46657	(000000-	) Pin, Clevis	1
17	365031	(000000-	) Bracket, L, Brush Lift	1
18	364698	(000000-	) Sleeve, .330B .62D .88 Stl	1
19	39278	(000000-	) Screw, Hex, M8 X 1.25 X 50, 8.8	1
20	32491	(000000-	) Washer, Flat, 0.31 Std	6
21	08709	(000000-	) Nut, Hex, Lock, M8 X 1.25, NI	3
22	08179	(000000-	) Pin, Cotter, .094 X 1.00	1
23	08346	(000000-	) Pin, Cotter, .125 X 0.75	2
24	76570	(000000-	) Screw, Hex, M8 X 1.25 X 30, 8.8	2
25	03192	(000000-	) Screw, Hex, M10 X 1.5 X 30, 8.8	1
26	32492	(000000-	) Washer, Flat, 0.38 Std	4
27	41430	(000000-	) Nut, Hex, Lock, M10 X 1.5, NI	1
28	39312	(000000-	) Nut, Hex, Std, M10 X 1.5	1
29	16931	(000000-	) Screw, Hex, M8 X 1.25 X 20, 8.8	2
30	07791	(000000-	) Nut, Hex, Flng, M8 X 1.25	2
31	39278	(000000-	) Screw, Hex, M8 X 1.25 X 50, 8.8	1
32	19313	(000000-	) Nut, Hex, Std, .31-18	2

Fig. 31 - Main Brush Drive Group

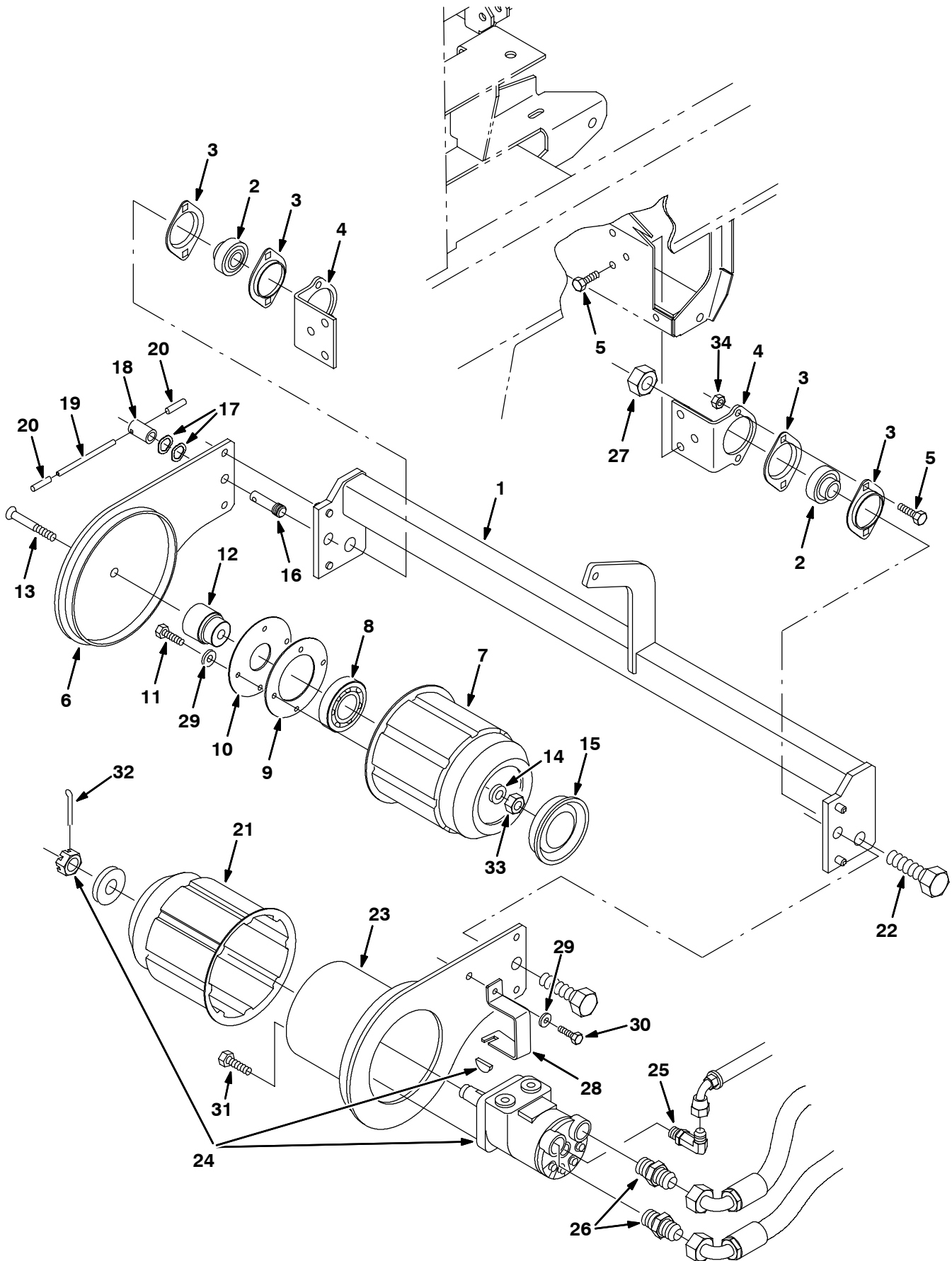


Fig. 31 - Main Brush Drive Group

Ref.	Part No.	Serial Number	Description	Qty.
1	364290	(000000-	) Tube Wldt, Main Brush	1
2	25887	(000000-	) Bearing	2
3	35973	(000000-	) Flange, Bearing	4
4	360132	(000000-	) Bracket, Mounting, Bearing	2
5	09740	(000000-	) Screw, Hex, M08-1.25 X 20, Ss	10
6	360107	(000000-	) Arm	1
7	55779	(000000-	) Plug, Idler, Brush	1
8	24899AM	(000000-	) Bearing, Ball, 1.38b 2.83d 0.67w	1
9	30252	(000000-	) Strip, Retainer	1
10	30253	(000000-	) Plate, Seal	1
11	12277	(000000-	) Screw, Hex, M06-1.0 X 20, Ss	4
12	30251	(000000-	) Shaft Idler	1
13	361555	(000000-	) Screw, Flat, M12-1.75X 80,10.9	1
14	51564	(000000-	) Washer	1
15	30255	(000000-	) Plug	1
16	364769	(000000-	) Stud, T-Nut, Brush Arm	1
17	52508	(000000-	) Washer	2
18	364770	(000000-	) Sleeve, Hex, T-Nut, Brush Arm	1
19	11631	(000000-	) Pin	1
20	360492	(000000-	) Cap	2
21	87631	(000000-	) Plug, Drive, Brush	1
22	39395	(000000-	) Screw, Hex, .75-10 X 2.50, FI	2
23	360349	(000000-	) Arm, Lift, Brush	1
24	364104	(000000-	) Motor, Hyd Gear (See Breakdowns)	1
25	82825	(000000-	) Fitting, Hyd, E90	1
26	44869	(000000-	) Fitting, Hyd, Str	2
27	31704	(000000-	) Nut, Hex, Flexlock, .75-10	1
28	365170	(000000-	) Clamp, Hose Retainer	1
29	01684	(000000-	) Washer, Flat .25 Ss	5
30	09744	(000000-	) Screw, Hex Ss/M6 X 1.0 12	1
31	01762	(000000-	) Screw, Hex, .38-16 X 0.75, NI	4
32	08175	(000000-	) Pin, Cotter, .125 X 1.25	1
33	08711	(000000-	) Nut, Hex, Lock, M12 X 1.75,NI	1
34	08713	(000000-	) Nut, Hex, Lock, M12 X 1.75,NI	4

Fig. 32 - Side Brush Motor And Pivot Group

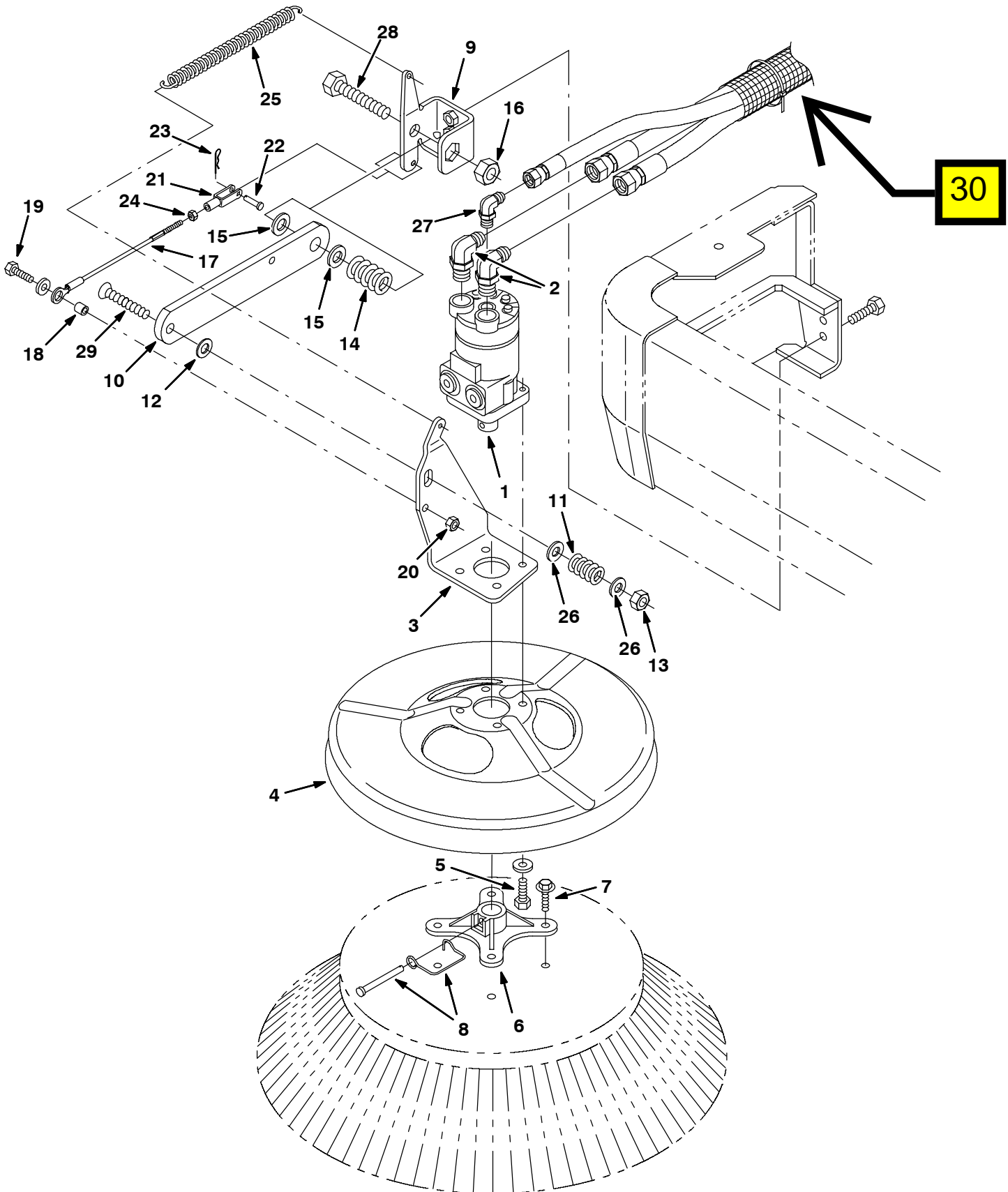


Fig. 32 - Side Brush Motor And Pivot Group

Ref.	Part No.	Serial Number	Description	Qty.
1	364108	(000000-	) Motor, Hyd Gear (See Breakdowns)	1
2	47512	(000000-	) Fitting, Hyd, Elbow	2
3	360028	(000000-	) Bracket, Mounting, Motor	1
4	53984	(000000-	) Guard	1
5	46559	(000000-	) Screw, Hex, .38-16 X 1.25, NI	4
6	47501	(000000-	) Hub, Brush	1
7	39396	(000000-	) Screw, Hex, Fmgab,.31 X 1.50	4
8	84581	(000000-	) Pin	1
9	364679	(000000-	) Bracket	1
10	361070	(000000-	) Arm, Lift	1
11	365274	(000000-	) Spring, Die .50ld 1.00D 1.25L	1
12	86860	(000000-	) Bearing, Thrust	1
13	86029	(000000-	) Nut, Hex, Flexlock, .50-13	1
14	360081	(000000-	) Spring, Die .62ld 1.25Od 1.75L	1
15	364963	(000000-	) Washer, Thrust, 1.18D.69B.06W	2
16	33342	(000000-	) Nut, Hex, Lock, M16-2.0, NI	1
17	360078	(000000-	) Cable	1
18	360801	(000000-	) Sleeve	1
19	09010	(000000-	) Screw, Hex, M08-1.25 X 25, Ss	1
20	08713	(000000-	) Nut, Hex, Lock, M08-1.25,NI,Ss	1
21	14595-1	(000000-	) Clevis	1
22	14605	(000000-	) Pin, Clevis	1
23	08085	(000000-	) Pin, Hair Cotter	1
24	32899	(000000-	) Nut, Hex, Jam, .25-28	1
25	364962	(000000-	) Sprng, Tens, .725 Od X .154 Wi	1
26	32486	(000000-	) Washer, Flat, .50 Sae	2
27	77097	(000000-	) Fitting, Hyd, Elbow	1
28	06988	(000000-	) Screw, Hex, M16 X 2.0 X 90, 8.8	1
29	27108	(000000-	) Screw, Flt, .50-13 X 2.50, Al	1
30	75028		Sleeve	1

Fig. 33 - Side Brush Lift Group

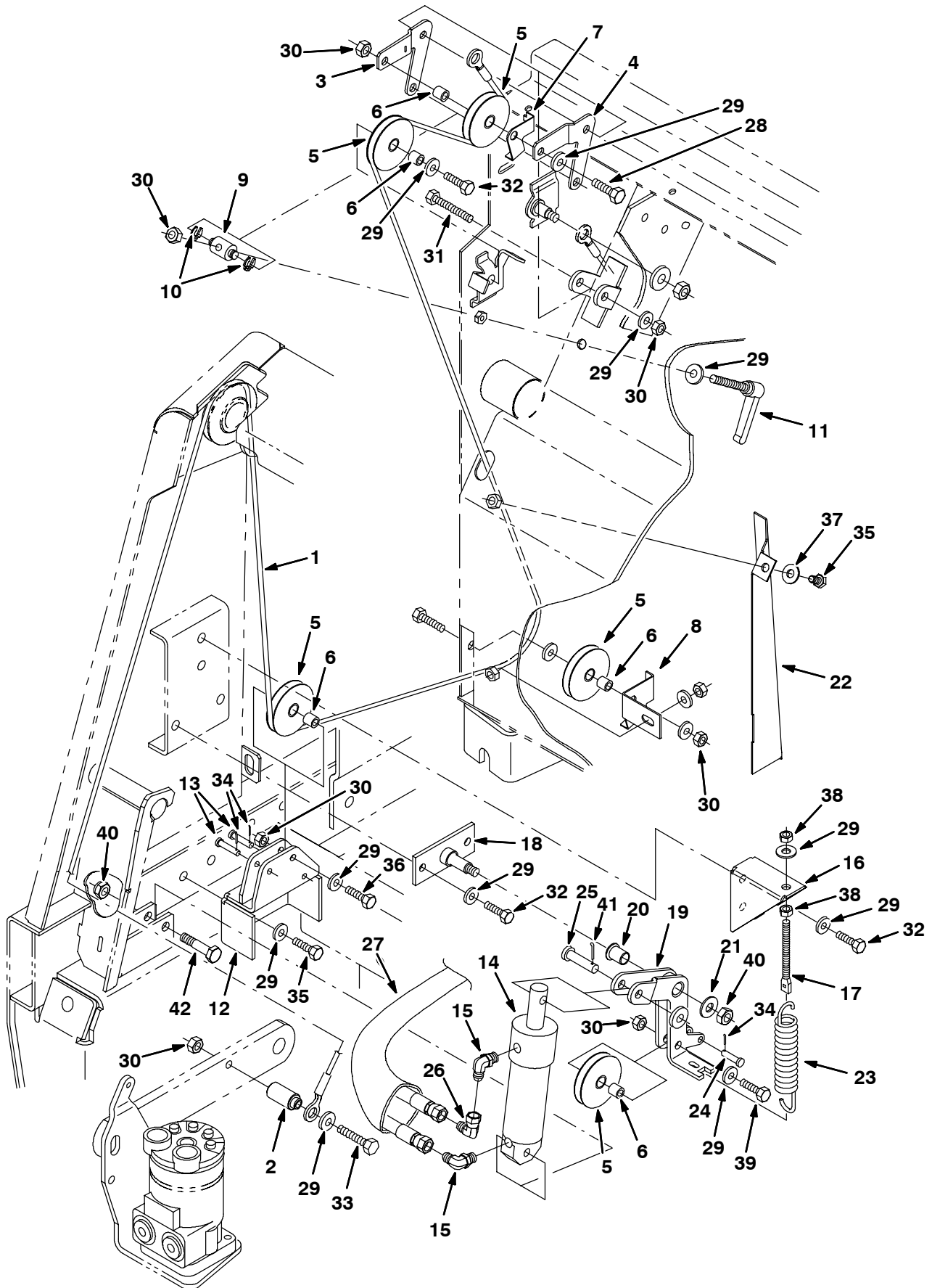




Fig. 33 - Side Brush Lift Group

Ref.	Part No.	Serial Number	Description	Qty.
1	364689	(000000-	) Cable	1
2	364722	(000000-	) Sleeve, .318B .75Od 1.625L	1
3	364684	(000000-	) Arm, Brush, Adj, Rh	1
4	364685	(000000-	) Arm, Brush, Adj, Lh	1
5	360454	(000000-	) Pulley	5
6	222460	(000000-	) Sleeve	5
7	364740	(000000-	) Angle, Cable Keeper	1
8	364812	(000000-	) Bracket, Cable Keeper	1
9	71126	(000000-	) Block	1
10	12364	(000000-	) Ring, Retaining	2
11	360414	(000000-	) Lever, Adj, Plastic	1
12	364721	(000000-	) Brkt Wldt, Cable, Side Brush	1
13	17870	(000000-	) Pin, Clevis	2
14	379030	(000000-	) Cylinder, Hyd	1
15	77097	(000000-	) Fitting, Hyd, Elbow	2
16	364730	(000000-	) Bracket, Mtg, Spring	1
17	32536	(000000-	) Bolt, Eye, .31-18X3.4X .19 Eye	1
18	364731	(000000-	) Bracket Wldt, Pin	1
19	364811	(000000-	) Lever Wldt	1
20	58585	(000000-	) Bearing, Flange	1
21	39346	(000000-	) Washer, Flat, .44 Std Hard	1
22	364739	(000000-	) Panel, Cable Cover	1
23	50864	(000000-	) Spring, Tension	1
24	15173	(000000-	) Pin, Clevis	1
25	29558	(000000-	) Pin, Clevis	1
26	39210	(000000-	) Fitting, E90 JM04/JF04	1
27	57223	(000000-	) Sleeve, Nylon	1
28	76570	(000000-	) Screw, Hex, M8 X 1.25 X 30, 8.8	16
29	32491	(000000-	) Washer, Flat, 0.31 Std	9
30	08709	(000000-	) Nut, Hex, Lock, M8 X 1.25, NI	1
31	06957	(000000-	) Screw, Hex, M8 X 1.25 X 60, 8.8	5
32	39277	(000000-	) Screw, Hex, M8 X 1.25 X 25	1
33	87531	(000000-	) Screw, Hex, M8 X 1.25 X 65, 8.8	3
34	08350	(000000-	) Pin, Cotter, .062 X 1.00	3
35	16931	(000000-	) Screw, Hex, M8 X 1.25 X 20, 8.8	1
36	06955	(000000-	) Screw, Hex, M8 X 1.25 X 35, 8.8	2
37	39349	(000000-	) Washer, Flat, 0.31 Sae	2
38	32521	(000000-	) Nut, Hex, Jam, .31-18	1
39	06955	(000000-	) Screw, Hex, M8 X 1.25 X 35, 8.8	2
40	41430	(000000-	) Nut, Hex, Lock, M10 X 1.5, NI	1
41	08179	(000000-	) Pin, Cotter, .094 X 1.00	1
42	06962	(000000-	) Screw, Hex, M10 X 1.5 X 45, 8.8	1

Fig. 34 - Scrub Head Group, Max Pro 1000 (Two-Brush)

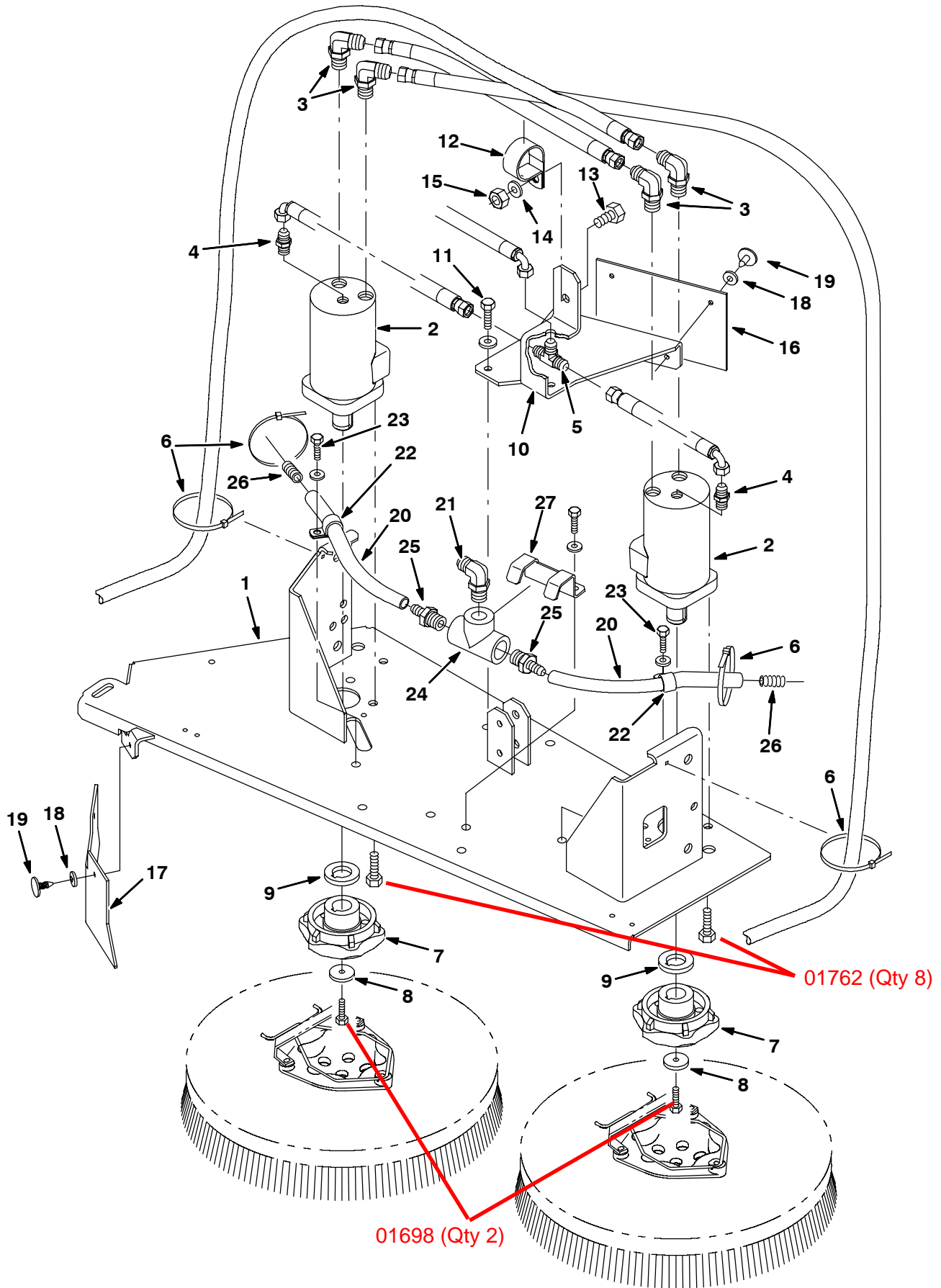


Fig. 34 - Scrub Head Group, Max Pro 1000 (Two-Brush)

Ref.	Part No.	Serial Number	Description	Qty.
1	364380	(000000-	) Frame Wldt, Scrub Hd, 2-Brush	1
2	364105	(000000-	) Motor, Hyd Gear (See Breakdowns)	2
3	44868	(000000-	) Fitting, Hyd, Elbow	4
4	55586	(000000-	) Fitting, Hyd, Str	2
5	34392	(000000-	) Fitting, Hyd, Tee	1
6	49266	(000000-	) Tie, Cable 1.75D Max 7.50Lg	5
7	377351	(000000-	) Hub, Drive, Brush, Disk, 1.00B 6T	2
8	19191	(000000-	) Spacer	2
9	25611	(000000-	) Spacer	2
10	364467	(000000-	) Bracket, Skirt, Rear, Scrubhd	1
11	09740	(000000-	) Screw, Hex, M08-1.25 X 20, Ss	2
12	53468	(000000-	) Clamp, Hose	1
13	09010	(000000-	) Screw, Hex, M08-1.25 X 25, Ss	1
14	01685	(000000-	) Washer, Flat, .31 Ss	1
15	08713	(000000-	) Nut, Hex, Lock, M08-1.25,NI,Ss	1
16	364468	(000000-	) Skirt, Rear, Scrubhead	1
17	364469	(000000-	) Skirt, Front, Scrubhd	1
18	41178	(000000-	) Washer, Flat, .25 Fender	4
19	21168	(000000-	) Rivet, Plstc	4
20	45487-2	(000000-	) Hose, Vinyl	2
21	18595	(000000-	) Fitting, Plstc, Elbow	1
22	67767	(000000-	) Clamp, Cable	2
23	15675	(000000-	) Screw, Hex, M08-1.25 X 16, Ss	2
24	42133A	(000000-	) Fitting, Plstc, Tee	1
25	365095	(000000-	) Ftg, Plastic Str 10Bm X 12Pm	2
26	365164	(000000-	) Ftg, Str .62	2
27	365172	(000000-	) Clamp, Tee Ftg	1

Fig. 35 - Edge Scrub Head Lift Group, Max Pro 1000 (Two-Brush)

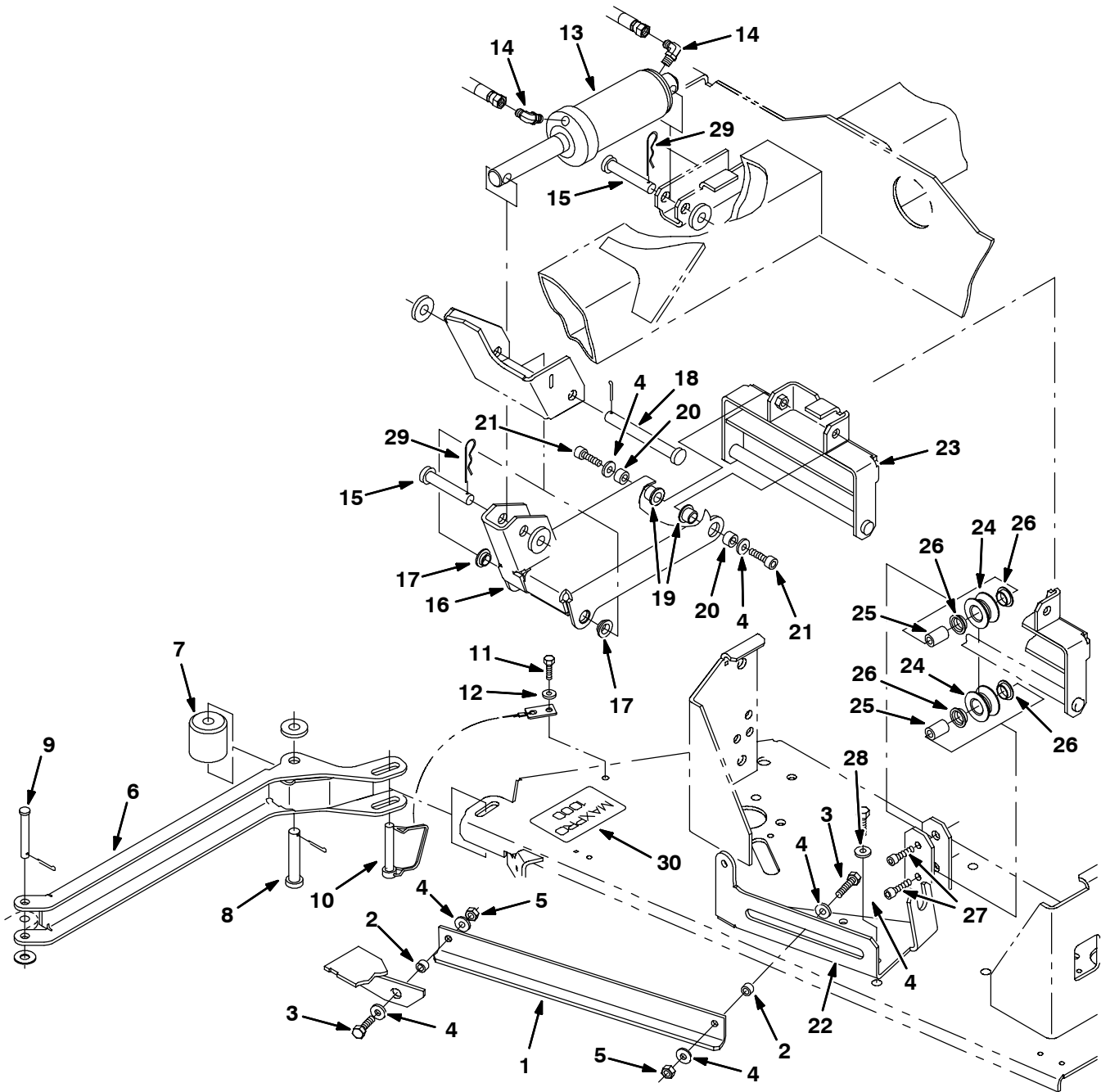


Fig. 35 - Edge Scrub Head Lift Group, Max Pro 1000 (Two-Brush)

Ref.	Part No.	Serial Number	Description	Qty.
1	364447	(000000-	) Arm, Stop, Kick-In, Scrub Hd	1
2	222516	(000000-	) Sleeve	2
3	09011	(000000-	) Screw, Hex, M08-1.25 X 30, Ss	2
4	01685	(000000-	) Washer, Flat, .31 Ss	9
5	08713	(000000-	) Nut, Hex, Lock, M08-1.25,NI,Ss	2
6	364086	(000000-	) Guard, Kick-In, Scrubhead	1
7	72946	(000000-	) Roller	1
8	06279	(000000-	) Pin, Clevis	1
9	365180	(000000-	) Pin, Clevis	1
10	365030	(000000-	) Pin, Snapper, .375 X 2.25	1
11	24199	(000000-	) Screw, Hex, M05-0.8 X 16, Ss	1
12	01683	(000000-	) Washer, Flat, #10 Ss	1
13	54096	(000000-	) Cylinder, Hyd	1
14	77097	(000000-	) Fitting, Hyd, Elbow	2
15	51534	(000000-	) Pin, Clevis	2
16	364624	(000000-	) Wldt, Lift Arm, Scrubhd, 2-Br	1
17	15648	(000000-	) Bearing, Flange	2
18	51225	(000000-	) Pin, Clevis	1
19	04843	(000000-	) Bearing, Flange	2
20	222556	(000000-	) Sleeve	2
21	374174	(000000-	) Screw, Soc, M08 X 1.25 X 20, 12.9	2
22	364448	(000000-	) Brkt, Stop, Kick-In, Scrub Hd	1
23	364432	(000000-	) Lift Rail, Scrub Head	1
24	363120	(000000-	) Roller	2
25	222277	(000000-	) Sleeve	2
26	04843	(000000-	) Bearing, Flange	4
27	374190	(000000-	) Screw, Soc, M8X1.25X45, 12.9	2
28	09010	(000000-	) Screw, Hex, M08-1.25 X 25, Ss	3
29	44906	(000000-	) Pin, Hair Cotter	2
30	365156	(000000-	) Label Set, Maxpro	1

# STANDARD PARTS

Fig. 36 - Edge Scrub Head Linkage Group, Max Pro 1000 (Two-Brush)

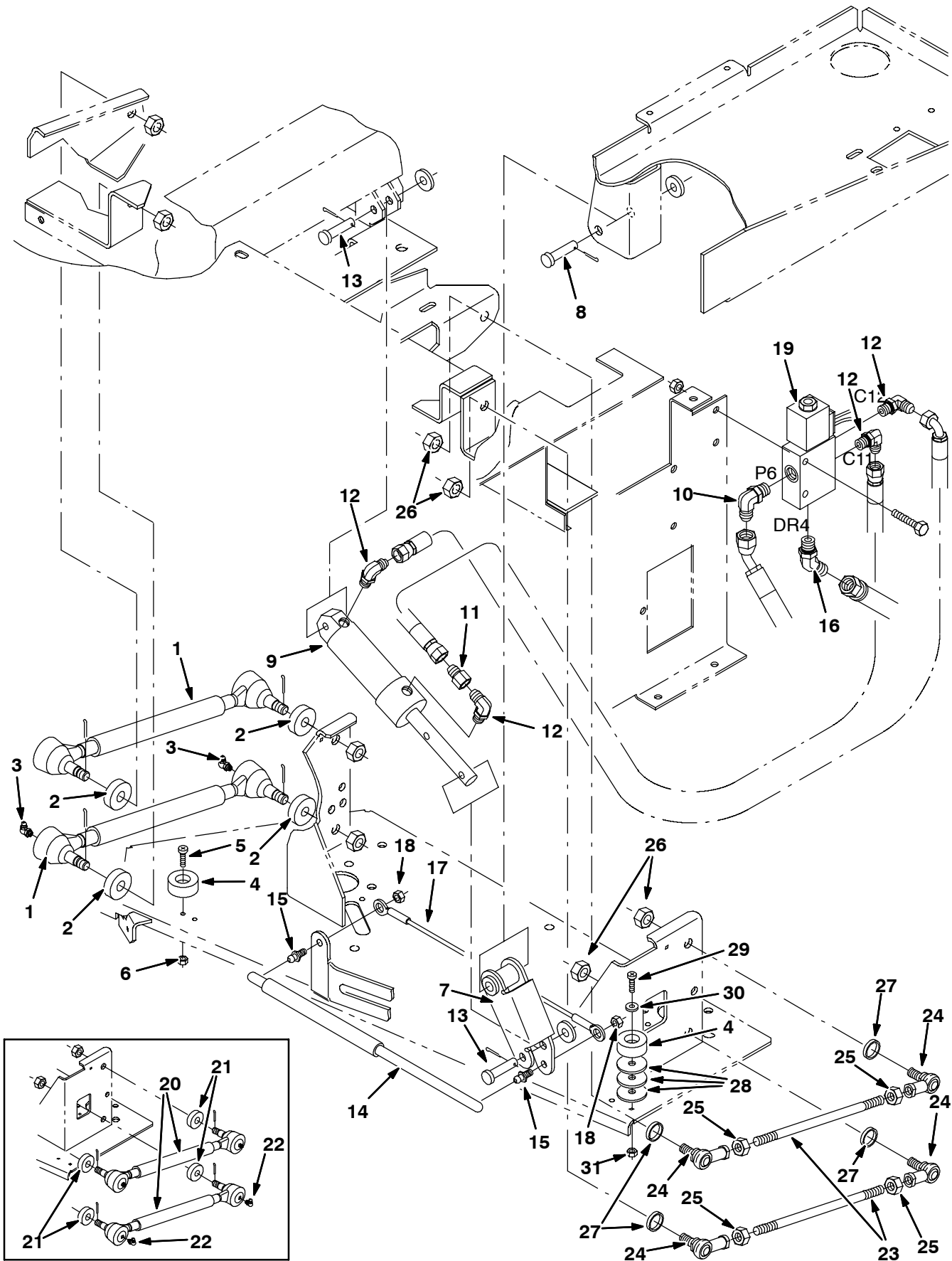
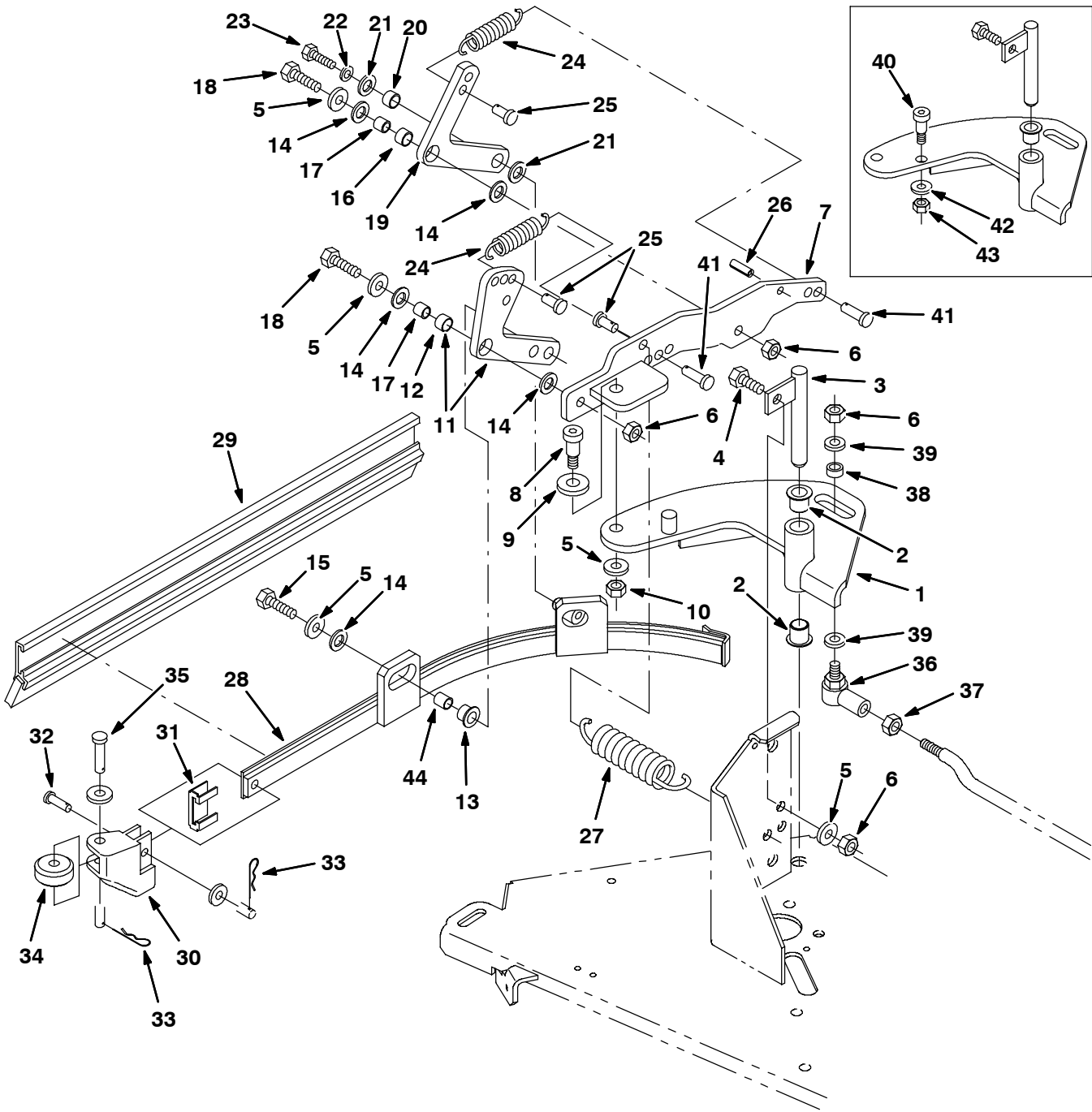


Fig. 36 - Edge Scrub Head Linkage Group, Max Pro 1000 (Two-Brush)

Ref.	Part No.	Serial Number	Description	Qty.
1	364022	(000000-	) Link Wldt, Head Drag	2
2	14524	(000000-	) Spacer	4
3	09718	(000000-	) Fitting, Grease	2
4	364614	(000000-	) Bumper, Neoprene	2
5	24196	(000000-	) Screw, Pan, M05-0.8 X 20, Ss	1
6	09739	(000000-	) Nut, Hex, Lock, M05-0.8, NI,Ss	1
7	364408	(000000-	) Arm Wldt	1
8	23683	(000000-	) Pin, Clevis	1
9	379030	(000000-	) Cylinder, Hyd	1
10	56820	(000000-	) Fitting, Hyd, Elbow	1
11	16455	(000000-	) Fitting, Hyd, Restrictor	1
12	77097	(000000-	) Fitting, Hyd, Elbow	4
13	94877	(000000-	) Pin, Clevis	2
14	364858	(000000-	) Spring, Gas 56Lb	1
15	58494	(000000-	) Stud, Ball, Gas Spring	2
16	47522	(000000-	) Fitting, Hyd, Elbow	1
17	364404	(000000-	) Cable, Scrub Head 15.5L	1
18	14725	(000000-	) Nut, Retainer, .31-18	2
19	364116	(000000-	) Valve, Hyd, Solution Control (See Breakdowns)	1
20	364022	(000000-009999)	) Link Wldt, Head Drag	2
21	14524	(000000-009999)	) Spacer	4
22	09718	(000000-009999)	) Fitting, Grease	2
23	1017185	(010000-	) Rod, Thr, 2 End M10X1.5 12.2L	2
24	05686	(010000-	) Rod-End, M10X1.5Rh Fem M10X1.5Stud	4
25	32716	(010000-	) Nut, Hex, Jam, M10X1.5, Ss	4
26	07787	(010000-	) Nut, Hex, Std, M10X1.5, Ss	4
27	1017445	(010000-	) Tube, Rnd, Alm, 00.50D 00.43B 00.2L	4
28	379829	(010000-	) Washer, Flat, 0.34B 1.5D .12,, Stl, PI	3
29	07805	(010000-	) Screw, Hex, M6X1.0X35, Ss	1
30	01684	(010000-	) Washer, Flat, 0.25 Ss	1
31	08712	(010000-	) Nut, Hex, Lock, M6X1.0, Ss, NI	1

**Fig. 37 - Squeegee Group, Max Pro 1000 (Two-Brush), Right Side**



**NOTE: For a complete Squeegee Assy, RH order part number 365143**

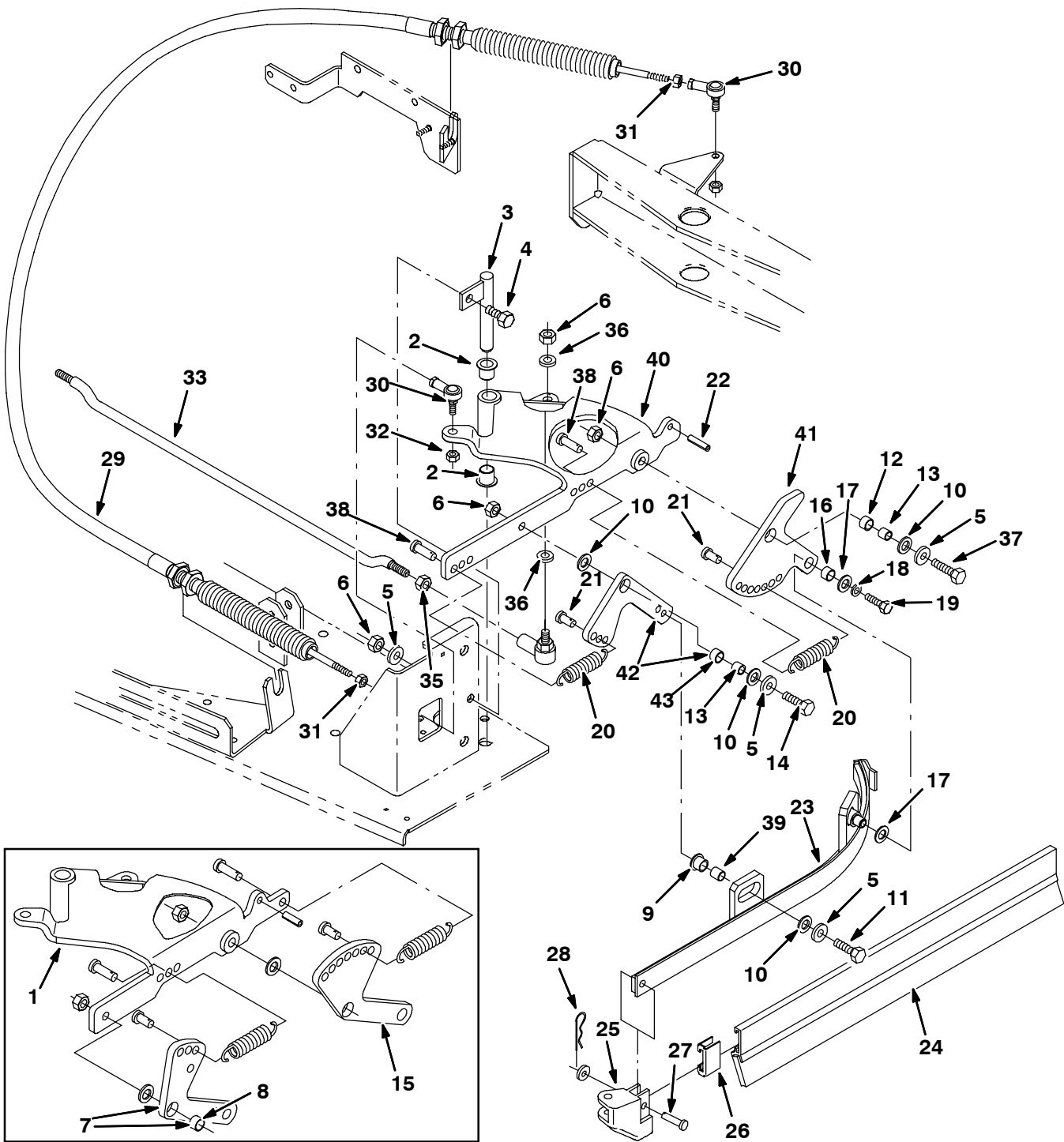


Fig. 37 - Squeegee Group, Max Pro 1000 (Two-Brush), Right Side

Ref.	Part No.	Serial Number	Description	Qty.	
1	364235	(000000-	) Pivot Weldt, Bottom Right	1	
2	72777	(000000-	) Bushing, Flanged	2	
3	364413	(000000-	) Pin Wldt	1	
4	09028	(000000-	) Screw, Hex, M10-1.5 X 25, Ss	1	
5	01686	(000000-	) Washer, Flat, .38 Ss	5	
6	08714	(000000-	) Nut, Hex, Lock, M10-1.5, NI,Ss	4	
7	364416	(000000-	) Pivot Weldt, Rh	1	
8	33123	(000000-	) Bolt, Shld .50D X 0.75, .38-16	1	
9	41619	(000000-	) Washer, Flat, .50 Ss	2	
10	36643	(000000-	) Nut, Hex, Lock, .38-16, NI	1	
▽	11	393406	(000000-	) Arm Assembly, Squeegee, Front	1
▲	12	71607	(000000-	) Bushing, Sleeve, 0.63B 0.72D 0.38L	1
	13	25730	(000000-	) Bearing, Flange	1
	14	64425	(000000-	) Washer	5
	15	09740	(000000-	) Screw, Hex, M08-1.25 X 20, Ss	1
	16	71607	(000000-	) Bearing	1
	17	71608	(000000-	) Sleeve	2
	18	77347	(000000-	) Screw, Hex, M10-1.5 X 35, Ss	2
	19	365083	(000000-	) Arm, Squeegee, Right Rear	1
	20	64173AM	(000000-	) Bushing, Sleeve, 0.50b 0.59d 0.38l, Stl	1
	21	86860	(000000-	) Bearing, Thrust	2
	22	01685	(000000-	) Washer, Flat, .31 Ss	1
	23	09011	(000000-	) Screw, Hex, M08-1.25 X 30, Ss	1
	24	87816	(000000-	) Spring, Extension	2
	25	41305	(000000-	) Pin, Clevis	3
	26	23999-8	(000000-	) Pin	1
	27	50864	(000000-	) Spring, Tension	1
	28	364243	(000000-	) Squeegee Weldt, Rh	1
	29	364246	(000000-	) Blade Assy, Side Squeegee	1
	29	365394	(000000-	) Blade Assy, Side Squeegee, Urethane (Max Pro 1000)	1
	30	77333	(000000-	) Guide	1
	31	86759	(000000-	) Retainer, Squeegee	1
	32	69582	(000000-	) Pin, Clevis	1
	33	08085	(000000-	) Pin, Hair Cotter	2
	34	77331	(000000-	) Roller	1
	35	29558	(000000-	) Pin, Clevis	1
	36	05686	(000000-	) Rod-End	1
	37	32716	(000000-	) Nut, Hex, Jam, M10 X 1.5, Ss	1
	38	45416-1	(000000-	) Sleeve	1
	39	32492	(000000-	) Washer, Flat, .38 Hard	2
	40	36758	(000000-xxxxxx )	Bolt, Shld .50D X 0.50, .38-16	1
	41	86240	(000000-	) Pin, Clevis	2
	42	01686	(000000-xxxxxx )	Washer	1
	43	36643	(000000-xxxxxx )	Screw	1
	44	25736AM	(000000-	) Tube, 0.62d 0.41b 0.6l, Ss, Cham	1

**NOTE: For a complete Squeegee Assy, RH order part number 365143**

**Fig. 38 - Squeegee Group, Max Pro 1000 (Two-Brush), Left Side**



**NOTE: For a complete Squeegee Assy, LH order part number 365142**

Fig. 38 - Squeegee Group, Max Pro 1000 (Two-Brush), Left Side

Ref.	Part No.	Serial Number	Description	Qty.	
1	364227	(000000-009999 )	Arm Wldt, Left, Pivot	1	
2	72777	(000000- )	Bushing, Flanged	2	
3	364413	(000000- )	Pin Wldt	1	
4	09028	(000000- )	Screw, Hex, M10-1.5 X 25, Ss	1	
5	01686	(000000- )	Washer, Flat, .38 Ss	4	
6	08714	(000000- )	Nut, Hex, Lock, M10-1.5, NI,Ss	5	
▽	7	393406	(000000-009999 )	Arm Assembly, Squeegee, Front	1
▲	8	71607	(000000-009999 )	Bushing, Sleeve, 0.63B 0.72D 0.38L	1
9	25730	(000000- )	Bearing, Flange	1	
10	64425	(000000- )	Washer	5	
11	12317	(000000- )	Screw, Hex, M10-1.5 X 30, Ss	1	
12	71607	(000000- )	Bearing	1	
13	71608	(000000- )	Sleeve	2	
14	77347	(000000- )	Screw, Hex, M10-1.5 X 35, Ss	1	
15	364223	(000000-009999 )	Arm, Squeegee, Rear	1	
16	64173AM	(000000- )	Bushing, Sleeve, 0.50b 0.59d 0.38l, Stl	1	
17	86860	(000000- )	Bearing, Thrust	2	
18	01685	(000000- )	Washer, Flat, .31 Ss	1	
19	09740	(000000- )	Screw, Hex, M08-1.25 X 20, Ss	1	
20	87816	(000000- )	Spring, Extension	2	
21	41305	(000000- )	Pin, Clevis	2	
22	23999-8	(000000- )	Pin	1	
23	364242	(000000- )	Squeegee Weldt, Lh	1	
24	364246	(000000- )	Blade Assy, Side Squeegee	1	
24	365394	(000000- )	Blade Assy, Side Squeegee, Urethane (Max Pro 1000)	1	
25	77333	(000000- )	Guide	1	
26	86759	(000000- )	Retainer, Squeegee	1	
27	69582	(000000- )	Pin, Clevis	1	
28	08085	(000000- )	Pin, Hair Cotter	1	
29	72837	(000000- )	Cable, Push-Pull	1	
30	36466	(000000- )	Rod-End	2	
31	01715	(000000- )	Nut, Hex, Std, .31-24	2	
32	32960	(000000- )	Nut, Hex, Lock, .31-24, NI	2	
33	364248	(000000- )	Rod	1	
34	05686	(000000- )	Rod-End	1	
35	32716	(000000- )	Nut, Hex, Jam, M10 X 1.5, Ss	1	
36	32492	(000000- )	Washer, Flat, .38 Hard	2	
37	32731	(000000- )	Screw, Hex, M10-1.5 X 50, Ss	1	
38	86240	(000000- )	Pin, Clevis	2	
39	25736AM	(000000- )	Tube, 0.62d 0.41b 0.6l, Ss, Cham	1	
40	1016912	(010000- )	Arm Wldt, Lh	1	
41	1016910	(010000- )	Bellcrank, Sqge, Rear, Lh	1	
▽	42	9000799	(010000- )	Arm Assy, Sqge, Side, Front, W/GM Engine	1
▲	43	71607	(010000- )	Bushing, Sleeve, 0.63B 0.72D 0.38L	1

**NOTE: For a complete Squeegee Assy, LH order part number 365142**

Fig. 39 - Squeegee Linkage Group, Rear

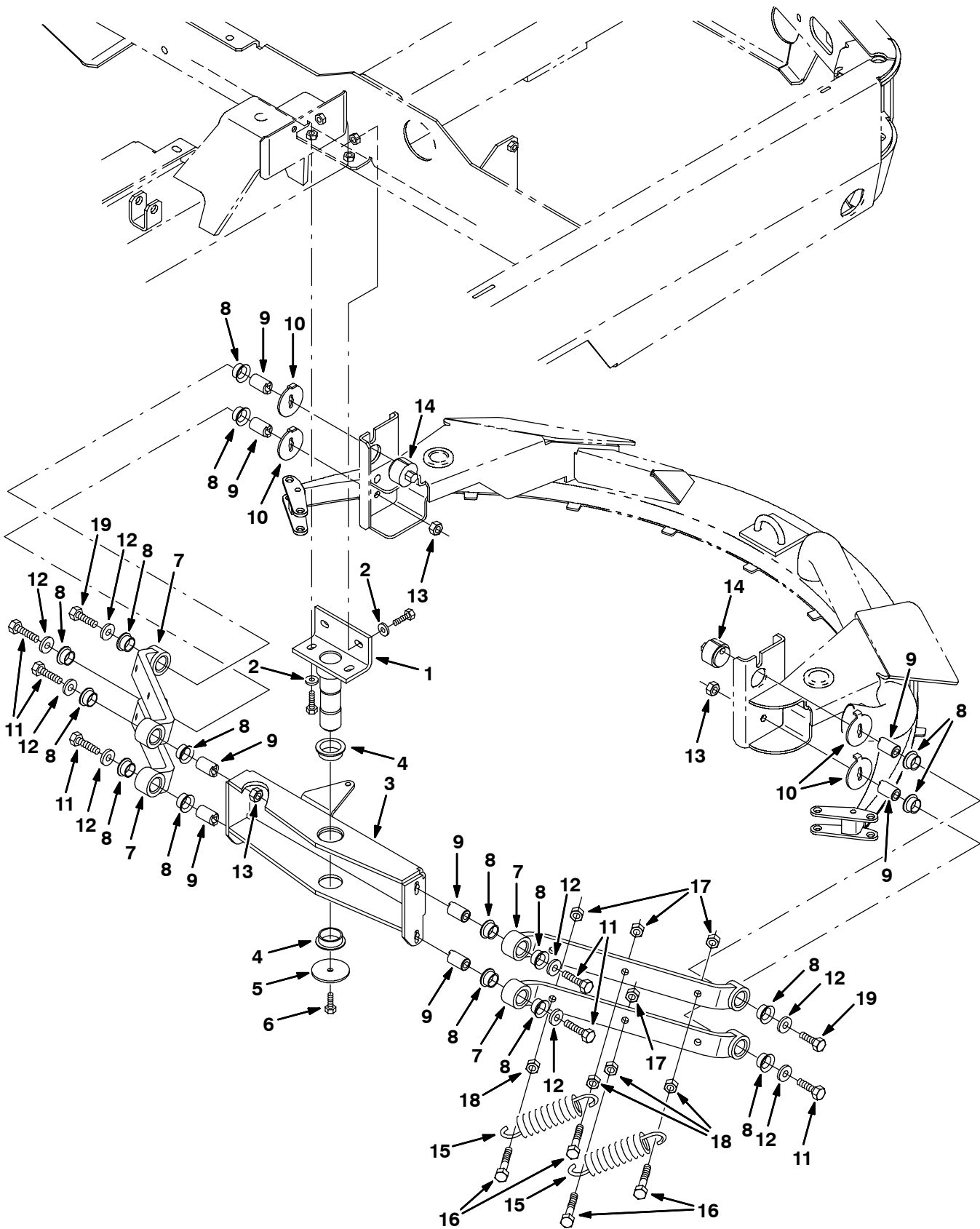


Fig. 39 - Squeegee Linkage Group, Rear

Ref.	Part No.	Serial Number	Description	Qty.
1	364221	(000000-	) Pin Weldt, Pivot	1
2	41186	(000000-	) Washer, Belleville, .31	4
3	364373	(000000-	) Channel Weldt, Pivot	1
4	364249	(000000-	) Bearing, Flange	2
5	63288	(000000-	) Washer	1
6	12273	(000000-	) Screw, Hex, M08-1.25 X 20, Ss	1
7	365207	(000000-	) Link, Machining	4
8	04928	(000000-	) Bearing	16
9	364919	(000000-	) Sleeve, .75 Od .406 Id 1.176 L	8
10	364374	(000000-	) Washer, Adjusting	4
11	04417	(000000-	) Screw, Hex, M10-1.5 X 60, Ss	6
12	13248	(000000-	) Washer	8
13	08714	(000000-	) Nut, Hex, Lock, M10-1.5, NI,Ss	6
14	364216	(000000-	) Cam, Hex	2
15	364222	(000000-	) Spring, Extension, 3.88L 1.5D	4
16	33401	(000000-	) Screw, Hex, M08-1.25 X 50, Ss Full Thread	8
17	08713	(000000-	) Nut, Hex, Lock, M08-1.25,NI,Ss	8
18	07786	(000000-	) Nut, Hex, Std, M08-1.25, Ss	8
19	32731	(000000-	) Screw, Hex, M10-1.5 X 50, Ss	2

**Fig. 40 - Squeegee Lift Group, Rear**

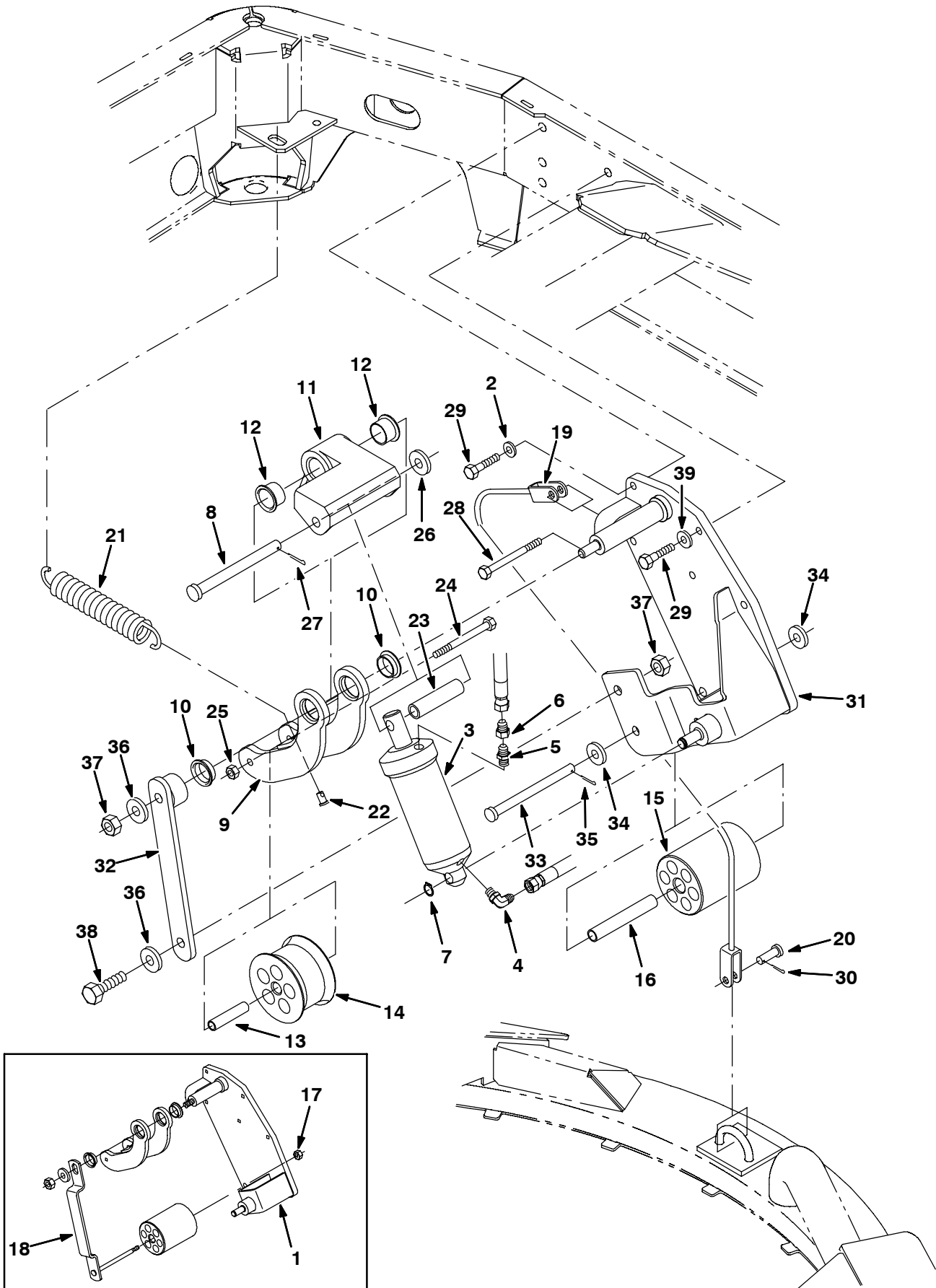
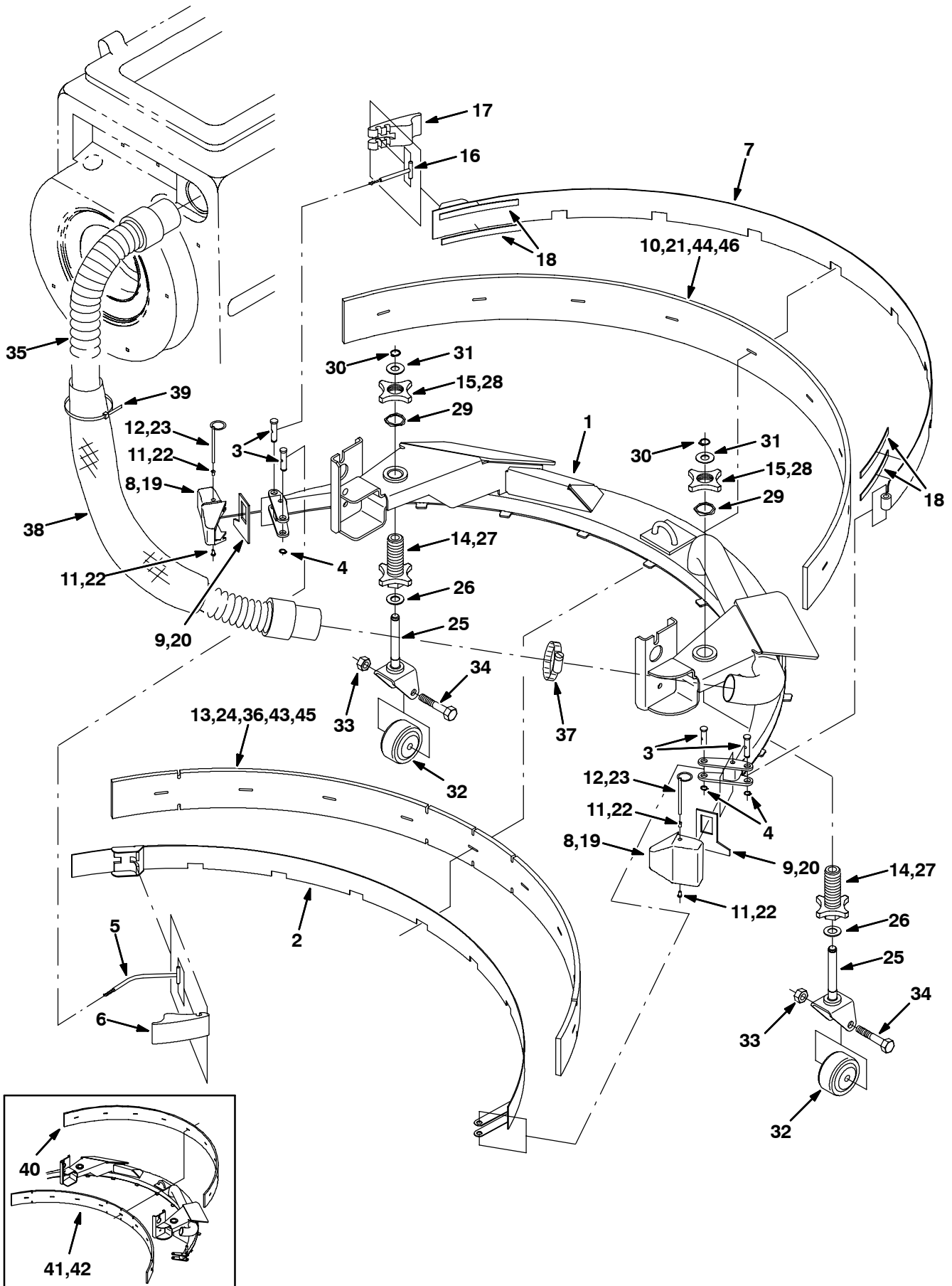


Fig. 40 - Squeegee Lift Group, Rear

Ref.	Part No.	Serial Number	Description	Qty.
1	364358	(000000-010070 )	Pin Weldt (Replaced by 365296)	1
2	41186	(000000- )	Washer, Belleville, .31	3
3	54096	(000000- )	Cylinder, Hyd	1
4	77097	(000000- )	Fitting, Hyd, Elbow	1
5	55586	(000000- )	Fitting, Hyd, Str	1
6	16456	(000000- )	Fitting, Hyd, Restrictor	1
7	23524	(000000- )	Ring, Retaining	1
8	51225	(000000- )	Pin, Clevis	1
9	365213	(000000- )	Bellcrank Weldt, Lower	1
10	83733	(000000- )	Bearing	2
11	365211	(000000- )	Bellcrank Wldt, Upper	1
12	56166	(000000- )	Bearing, Flange	2
13	364369	(000000- )	Roller, Thimble	1
14	364368	(000000- )	Tube, 0.50D 0.38B 2.27L Ss	1
15	364353	(000000- )	Roller	1
16	23005	(000000- )	Sleeve	1
17	41430	(000000-010070 )	Nut, Hexloc Nylon, Std, M10-1.5	1
18	365271	(000000-010070 )	Bracket, Gusset, Rear	1
19	364352	(000000- )	Cable	1
20	86240	(000000- )	Pin, Clevis	1
21	23007	(000000- )	Spring, Extension	1
22	41305	(000000- )	Pin, Clevis	1
23	365277	(000000- )	Tube, .56B .75D 2.9L	1
24	39281	(000000- )	Screw, Hex, M8 X 1.25 X 90, 8.8	1
25	08709	(000000- )	Nut, Hex, Lock, M8 X 1.25, NI	1
26	41619	(000000- )	Washer, Flat, 0.56b 1.38d .11, Ss	1
27	08175	(000000- )	Pin, Cotter, .125 X 1.25	1
28	39281	(000000- )	Screw, Hex, M8 X 1.25 X 90, 8.8	1
29	41342	(000000- )	Screw, Hex, M8 X 1.25 X 40, 8.8	5
30	08719	(000000- )	Cable, Pull, 055.0l, .3clevis / None	1
31	365406	(010071- )	Bracket Wldt, Sqge Lift	1
32	1016156	(010071- )	Plate Wldt, Stiffener [8200/8210]	1
33	1018328	(010071- )	Pin, Clevis, .44d X 5.5l	1
34	32492	(010071- )	Washer, Flat, 0.38 Std	2
35	08182	(010071- )	Pin, Cotter, .125 X 1.00	1
36	32486	(010071- )	Washer, Flat, 0.50 Sae	2
37	08711	(010071- )	Nut, Hex, Lock, M12 X 1.75,NI	1
38	06968	(010071- )	Screw, Hex, M12 X 1.75 X 35, 8.8	1
39	32485	(000000- )	Washer, Flat, 0.38 Sae	2

Fig. 41 - Squeegee Group, Rear





This page has been updated since the last printing.

351456 - ALL

Fig. 41 - Squeegee Group, Rear

	Ref.	Part No.	Serial Number	Description	Qty.	
▽		365139	(000000-	) Squeegee Assy Kit, Replmt [8200/8210]	1	
▲	1	364200	(000000-	) Frame Wldt, Sqge	1	
▲	2	364215	(000000-	) Strip, Front Retainer	1	
▲	3	21603	(000000-	) Pin	4	
▲	4	24555	(000000-	) Ring, Retaining, External	4	
▲	5	83794	(000000-	) Rod	1	
▲	6	21601	(000000-	) Cam	1	
▲	7	364213	(000000-	) Strip, Rear Retainer	1	
▲	8	21586	(000000-	) Bumper, Squeegee	2	
▲	9	83874	(000000-	) Gasket	2	
▲	10	365323	(001177-	) Blade, Squeegee, Rear, Linatex	1	
▲	11	79219	(000000-	) Retainer	4	
▲	12	71199	(000000-	) Pin, Hitch	2	
▲	13	365322	(001177-	) Blade, Squeegee, Front, Linatex (5 slot)	1	
▲	14	77228	(000000-	) Knob, Adj	1	
▲	15	77227	(000000-	) Knob, Jam	1	
▲	16	21606	(000000-	) Pin	1	
▲	17	21602	(000000-	) Cam	1	
▲	18	03495	(000000-	) Strip, Nonslip	4	
▽		365140	(000000-	) Squeegee Kit, Rear 8200/8210	1	
▲	19	21586	(000000-	) Bumper, Squeegee	2	
▲	20	83874	(000000-	) Gasket	2	
▲	21	365323	(006183-	) Blade, Squeegee, Rear, Linatex	1	
▲	22	79219	(000000-	) Retainer	4	
▲	23	71199	(000000-	) Pin, Hitch	2	
▲	24	365322	(006183-	) Blade, Squeegee, Front, Linatex (5 slot)	1	
▽		78979	(000000-	) Kit, Caster, Squeegee	2	
▲	25	84593	(000000-	) Pivot	1	
▲	26	07450	(000000-	) Bearing, Thrust	1	
▲	27	77228	(000000-	) Knob, Adj	1	
▲	28	77227	(000000-	) Knob, Jam	1	
▲	29	79217	(000000-	) Washer	1	
▲	30	01516	(000000-	) Ring, Retaining	1	
▲	31	77272	(000000-	) Washer	1	
▲	32	20833	(000000-	) Wheel, 3 Inch Dia	1	
▲	33	02931	(000000-	) Nut, Hex, Lock, .50-13, NI, Ss	1	
▲	34	81952	(000000-	) Screw	1	
		35	364419AM	(000000-	) Hose Assy, W/2cuff, 2.0d 75l 2.0/2.0	1
		36	365324	(001177-	) Blade, Squeegee, Front Tile, Linatex (1 slot)	1
		37	14432	(000000-	) Clamp, Hose, Wormdrive, 1.81-2.75d	1
		38	1020022	(000000-	) Sleeve, Nyl 2.88 Id 35.00 L	1
		39	44961	(000000-	) Tie, Cable, Nyl, 14.5l .30w 4.0 Max D	2
		40	364351	(000000-001176)	) Blade, Squeegee, Rear (Repl by 365381)	1
		41	364350	(000000-001176)	) Blade, Squeegee, Front (Repl by 365381)	1
		42	365240	(000000-001176)	) Blade, Squeegee, Front Tile (Repl by 365382)	1
▽		365383	(000000-	) Blade Kit, Sqge, Ure, 5sl, Replmt	1	
▲	43	365325	(000000-	) Blade, Sqge, Front, 56.88l Ure, 5sl	1	
▲	44	365326	(000000-	) Blade, Sqge, Rear, 64.13l Ure	1	
▽		365384	(000000-	) Blade Kit, Sqge, Ure, 1sl, Replmt	1	
▲	45	365380	(000000-	) Blade, Sqge, Front, Ure, 1sl	1	
▲	46	365326	(000000-	) Blade, Sqge, Rear, 64.13l Ure	1	

Fig. 42 - Solution Tank Group

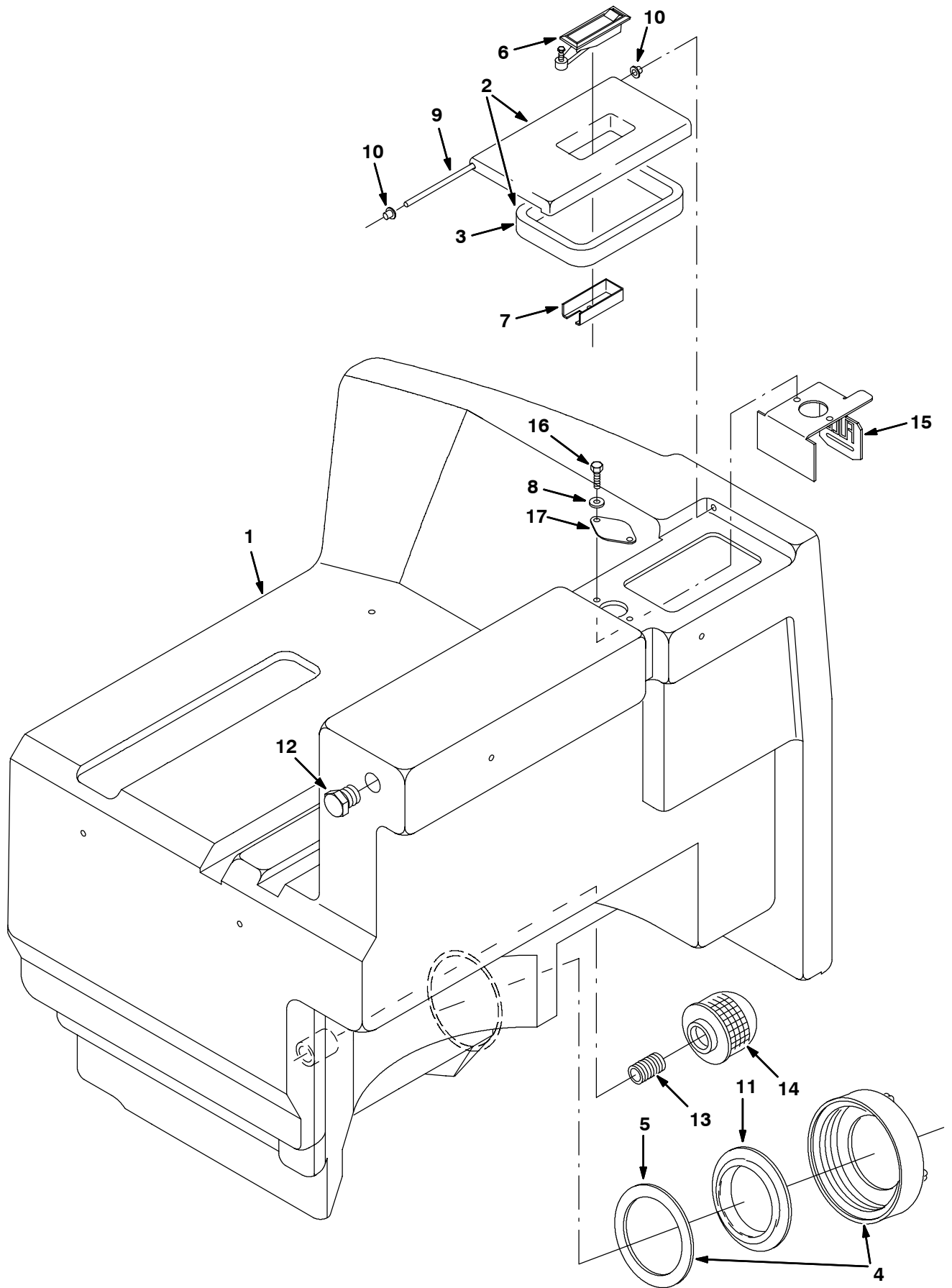


Fig. 42 - Solution Tank Group

	Ref.	Part No.	Serial Number	Description	Qty.
	1	364336	(000000-	) Tank, Solution	1
▽	2	365123	(000000-	) Cover, Solution Tank, W/Seal	1
▲	3	364831	(000000-	) Gasket, Tank, Solution	1
▽	4	24358	(000000-	) Cap, Tank	1
▲	5	375200	(000000-	) Gasket	1
	6	64533	(000000-	) Latch, Trigger	1
	7	364834	(000000-	) Channel, Latch, Cover, Sol.	1
	8	01684	(000000-	) Washer, Flat, .25 Ss	2
	9	364437	(000000-	) Pin, Hinge, Cover, Sol Tank	1
	10	49740	(000000-	) Cap, Plastic	2
	11	86636	(000000-	) Cover, Tank	1
	12	75611	(000000-	) Fitting, Plug	1
	13	223499	(000000-	) Fitting, Plstc	1
	14	20810	(000000-	) Strainer, Screen, Solution Tank	1
	15	364673	(000000-	) Bracket, Level, Water	1
	16	15678	(000000-	) Screw, Hex, M06-1.0 X 16, Ss	2
	17	364975	(000000-	) Plug, Float Switch	1

Fig. 43 - Recovery Tank Group

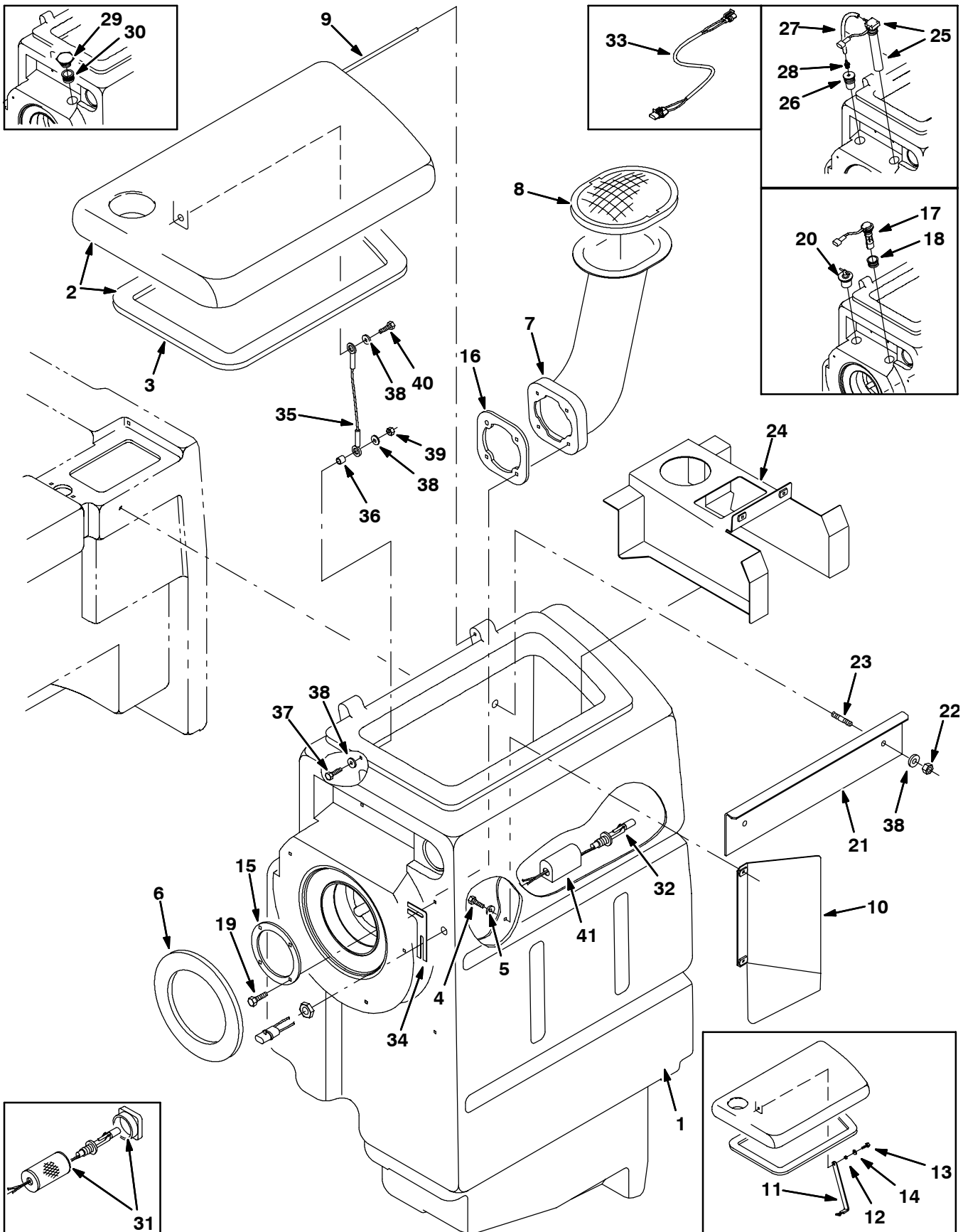


Fig. 43 - Recovery Tank Group

Ref.	Part No.	Serial Number	Description	Qty.
	1	365257	(000000-001089 ) Kit, Recovery Tank	1
	1	365251	(001090- ) Tank, Recovery	1
▽	2	365124	(000000- ) Cover, Recovery Tank, W/Seal	1
▲	3	364435	(000000- ) Gasket, Cover, Recovery Tank	1
	4	08716	(000000- ) Screw, Hex, M06-1.0 X 20, Ss	2
	5	01684	(000000- ) Washer, Flat, .25 Ss	2
	6	364451	(000000- ) Gasket, Mtg, Fan	1
	7	364381	(000000- ) Duct, Snorkel, Recovery Tank	1
	8	364725	(000000- ) Screen, Snorkel	1
	9	364438	(000000- ) Pin, Hinge, Recovery Cover	1
	10	364762	(000000- ) Bracket, Tank, Deflector	1
	11	364395	(000000-001559 ) Bar, Cover, Prop	1
	12	360801	(000000-001559 ) Sleeve	1
	13	09010	(000000-001559 ) Screw, Hex, M08-1.25 X 25, Ss	1
	14	01685	(000000-001559 ) Washer, Flat, .31 Ss	1
	15	364394	(000000- ) Ring, Retaining, Snorkel Duct	1
	16	364436	(000000- ) Gasket, Snorkel Duct	1
	17	393321	(000000-001200 ) Kit, Press Switch, Non Es, [8200/10]	1
	18	223528	(000000-001200 ) Grommet, Level	1
	19	364441	(000000- ) Scr Hexssm 8X1.25 110	4
	20	398850	(000000-001200 ) Plug, Expandable, 1.5D 1.8L	1
	21	364619	(000000- ) Angle, Mtg, Tank, Rec	1
	22	08713	(000000- ) Nut, Hex, Lock, M08-1.25,Nl,Ss	2
	23	30327	(000000- ) Stud, M8X1.25 25 8.8 Pltd	2
	24	365250	(001090- ) Bracket, Stiffener, Recovery Tank	1
	25	375426	(001201-001559 ) Switch Assy, Press, 3 Inch, 8" Tube	1
	26	385750	(001201-001559 ) Tube Assembly, 2 in	1
	27	57578	(001201-001559 ) Hose, Vacuum	1
	28	40607	(001201-001559 ) Fitting, Straight	1
	29	49745	(001560-001591 ) Fitting, Plstc, Plug, Pm16	2
	30	223528	(001560-001591 ) Grommet, Level Sensing, 1.6d 9.6l F/1.4h	2
	31	375302	(001560-010029 ) Strainer, Soltn, Switch Guard	1
	32	222822	(001560- ) Sensor, Level, Liquid, 30w [Mag]	1
	33	369766	(001560-009999 ) Harness, Sensor, Jumper	1
	34	365414	(001560- ) Plate, Align, Switch, Level, Liquid	1
	35	87172	(001560- ) Cable, .13d, 10.0l, .51eye /.51eye	1
	36	46563	(001560- ) Bushing, Sleeve, 0.37b 0.50d 0.50l Oib	1
	37	09010	(001560- ) Screw, Hex, M8 X 1.25 X 25, Ss	1
	38	01685	(001560- ) Washer, Flat, 0.31 Ss	5
	39	07785	(001560- ) Nut, Hex, Std, M06 X 1.0 , Ss	1
	40	09740	(001560- ) Screw, Hex, M8 X 1.25 X 20, Ss	1
	41	1019285	(010030- ) Bracket, Protector, Float Switch	1

Fig. 44 - Recovery Tank Drain Group

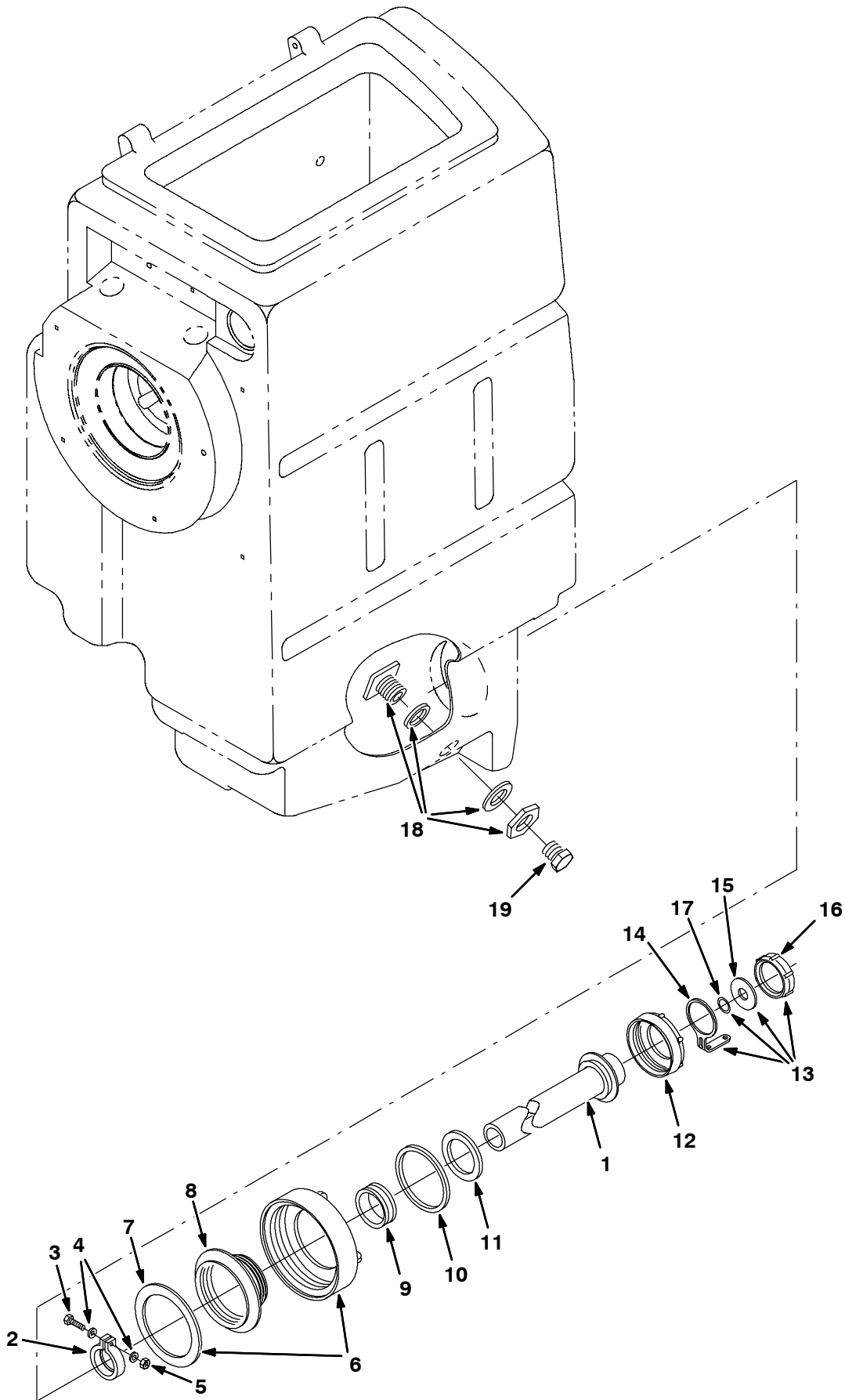


Fig. 44 - Recovery Tank Drain Group

	Ref.	Part No.	Serial Number	Description	Qty.
▽		223533	(000000-	) Hose Assembly, Drain	1
▲	1	24174	(000000-	) Hose, Drain	1
▲	2	41454	(000000-	) Clamp, Hose	1
▲	3	12316	(000000-	) Screw, Hex, M05-0.8 X 25, Ss	1
▲	4	01683	(000000-	) Washer, Flat, #10 Ss	2
▲	5	09739	(000000-	) Nut, Hex, Lock, M05-0.8, NI,Ss	1
▲▽	6	24358	(000000-	) Cap, Tank	1
▲▲	7	375200	(000000-	) Gasket	1
▲	8	14864	(000000-	) Cover, Insert	1
▲	9	41421	(000000-	) Seal, Hose	1
▲	10	79320	(000000-	) Gasket	1
▲	11	41451	(000000-	) Gasket	1
▲	12	14880	(000000-	) Cap, Drain Hose	1
▲▽	13	32501	(000000-	) Kit, Cap, Drain	1
▲▲	14	32508	(000000-	) Strap Cap Retainer	1
▲▲	15	32614	(000000-	) Gasket	1
▲▲	16	32613	(000000-	) Cap, Drain	1
▲▲	17	32669	(000000-	) Ring, Retaining	1
	18	377349	(000000-	) Fitting, Plstc, Bkhd, Pf12/Pf12	1
	19	75611	(000000-	) Fitting, Plug	1

Fig. 45 - Solution Control Group

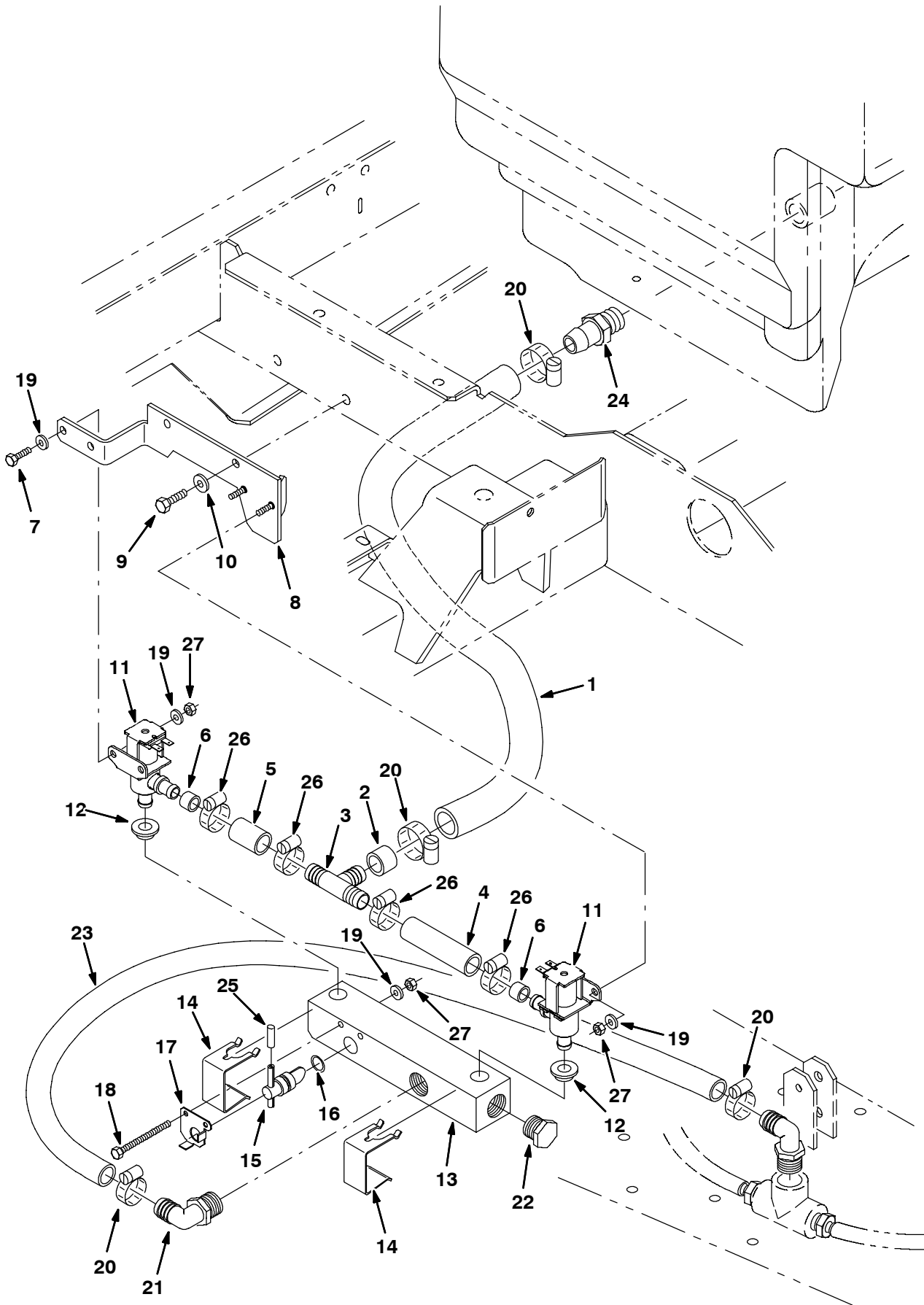




Fig. 45 - Solution Control Group

Ref.	Part No.	Serial Number	Description	Qty.
1	365046	(000000-	) Hose, Vin Brd 1.0Id1.4Od15.8Ol	1
2	364712	(000000-	) Hose, Vinyl .75Id 1.03Od .75Lg	1
3	41315	(000000-	) Fitting, Plstc, Tee	1
4	365026	(000000-	) Hose, Vin Brd .75Id1.0Od 3.75L	1
5	16914	(000000-	) IHose, Pvc, Brd, 0.75id 1.03od 02.00l	1
6	84095	(000000-	) Hose, Vinyl Clear	2
7	15678	(000000-	) Screw, Hex, M06-1.0 X 16, Ss	2
8	364637	(000000-	) Bracket Wldt, Solenoid Valves	1
9	09740	(000000-	) Screw, Hex, M08-1.25 X 20, Ss	2
10	01685	(000000-	) Washer, Flat, .31 Ss	2
11	369850	(000000-	) Valve, Water, Sol .50 Hose 12V	2
12	364954	(000000-	) Grommet, Water Valves	2
13	364950	(000000-	) Manifold, Water, Sol Valves	1
14	365039	(000000-	) Bracket, Valve Retaining	2
15	365043	(000000-	) Shaft Ass'Y, Water Manifold	1
16	365042	(000000-	) Seal, O-Ring .549Id X .103Thk	1
17	365040	(000000-	) Bracket, Shaft Retaining	1
18	09771	(000000-	) Screw, Hex, M06-1.0 X 70, Ss	2
19	01684	(000000-	) Washer, Flat, .25 Ss	8
20	11399	(000000-	) Clamp, Wormdrive	4
21	365093	(000000-	) Fitting, Plstc, Elbow	1
22	75611	(000000-	) Fitting, Plug	1
23	365044	(000000-	) Hose, Special 3.4X30.5 Lg W/1.	1
24	364620	(000000-	) Ftg, Plastic Str 16Bm/16Pm	1
25	365179	(000000-	) Cap	1
26	63810	(000000-	) Clamp, Wormdrive	4
27	08712	(000000-	) Nut, Hex, Lock, M6 X 1.0, Ss, NI	6

Fig. 46 - Scrubbing Vacuum Fan Group

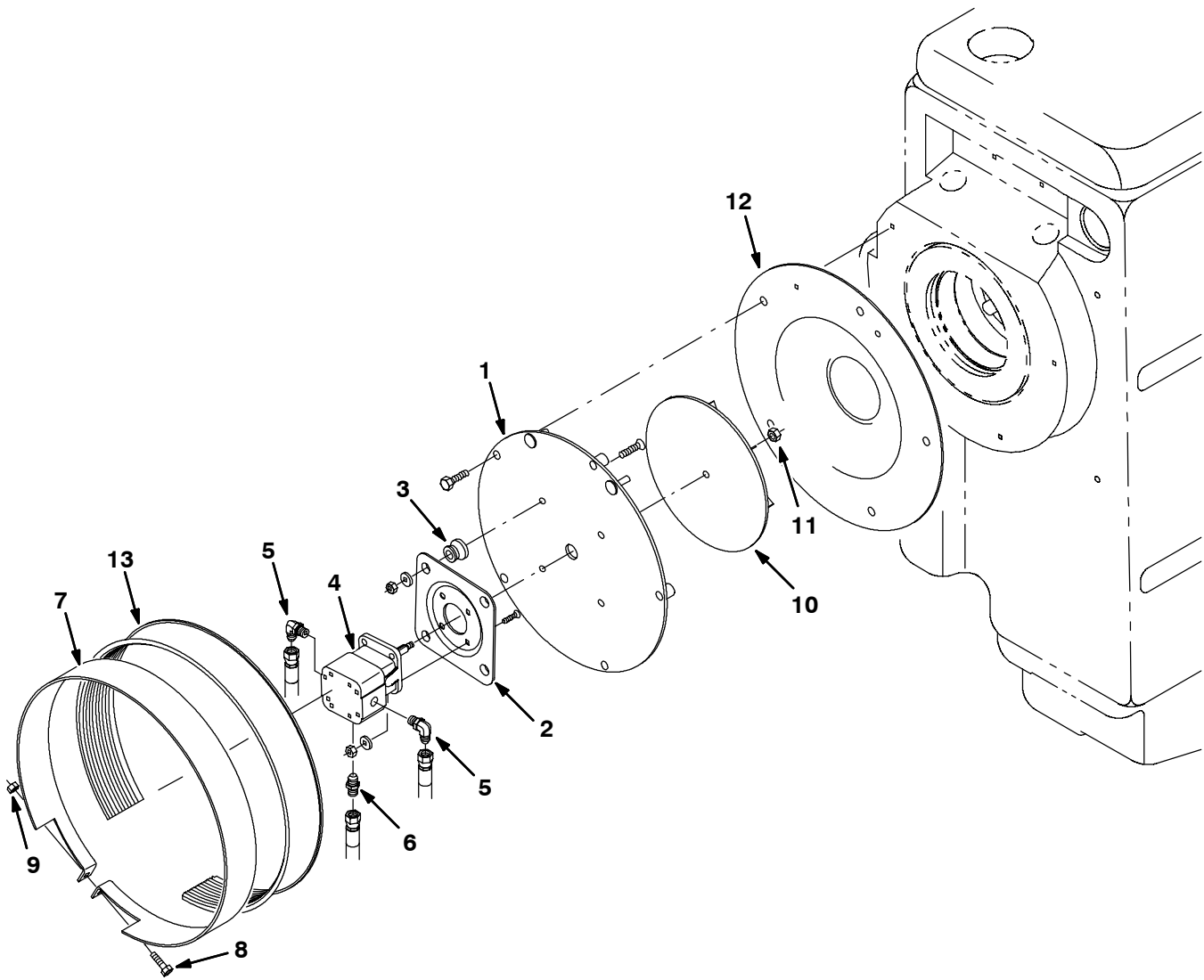


Fig. 46 - Scrubbing Vacuum Fan Group

Ref.	Part No.	Serial Number	Description	Qty.
1	364486	(000000-	) Fan Wldt, Vac (See Breakdowns)	1
2	54275A	(000000-	) Bracket, Mtg	1
3	54274	(000000-	) Isolator, Vibration	4
4	364107	(000000-	) Motor, Hyd Gear (See Breakdowns)	1
5	44868	(000000-	) Fitting, Hyd, Elbow	2
6	55586	(000000-	) Fitting, Hyd, Str	1
7	364621	(000000-	) Clamp, Retaining, Molding, Fan	1
8	364441	(000000-	) Scr Hexssm 8X1.25 110	1
9	08713	(000000-	) Nut, Hex, Lock, M08-1.25,NI,Ss	1
10	365186	(000000-	) Impeller, 9.06D X .500B, Bal.	1
11	41130	(000000-	) Nut - Low Crown .50-20	1
12	364746	(000000-	) Plate, Inlet, Fan (Painted)	1
13	364442	(000000-	) Molding, Fan Discharge	1

Fig. 47 - Sweeping Vacuum Fan Group

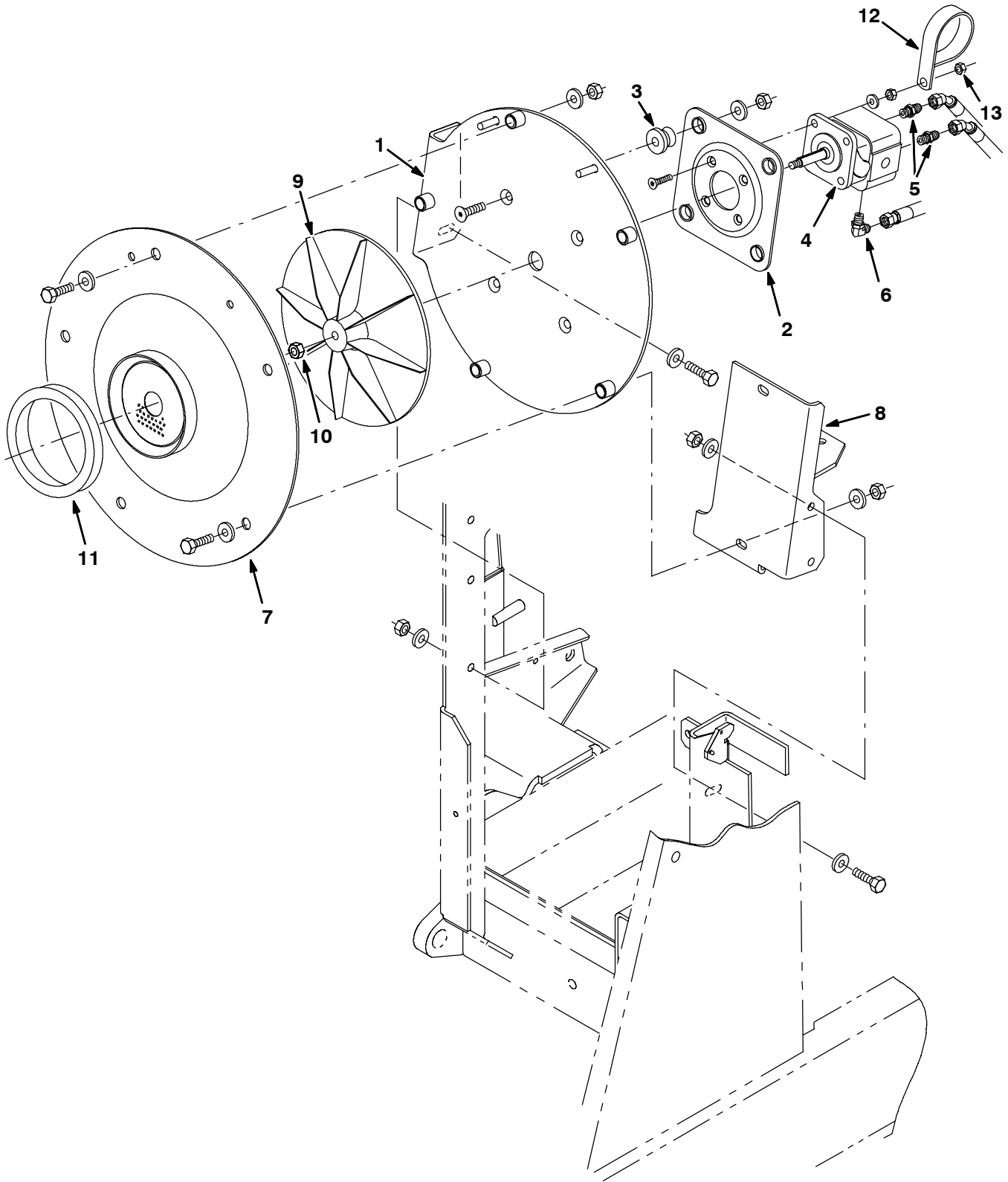
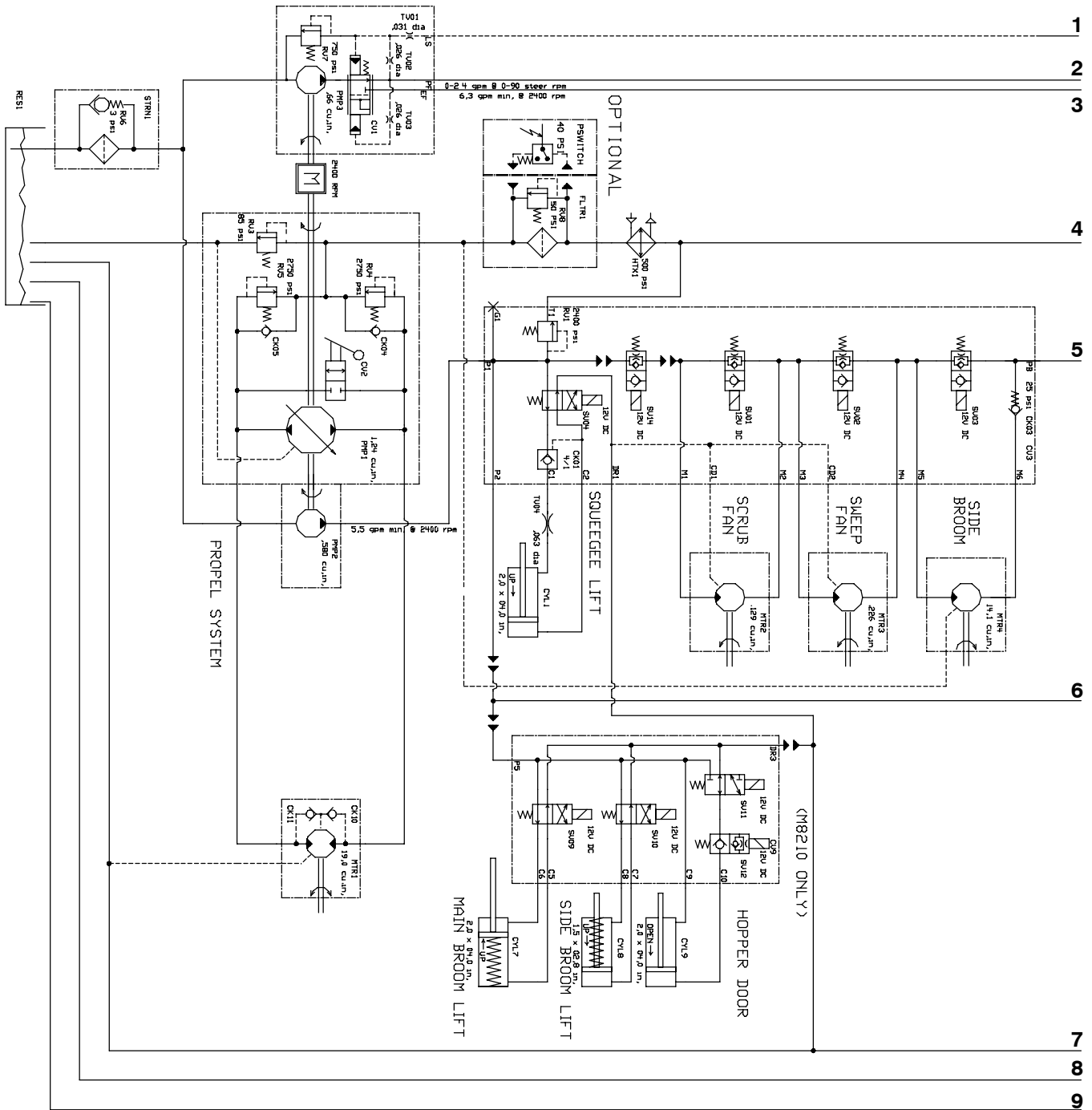


Fig. 47 - Sweeping Vacuum Fan Group

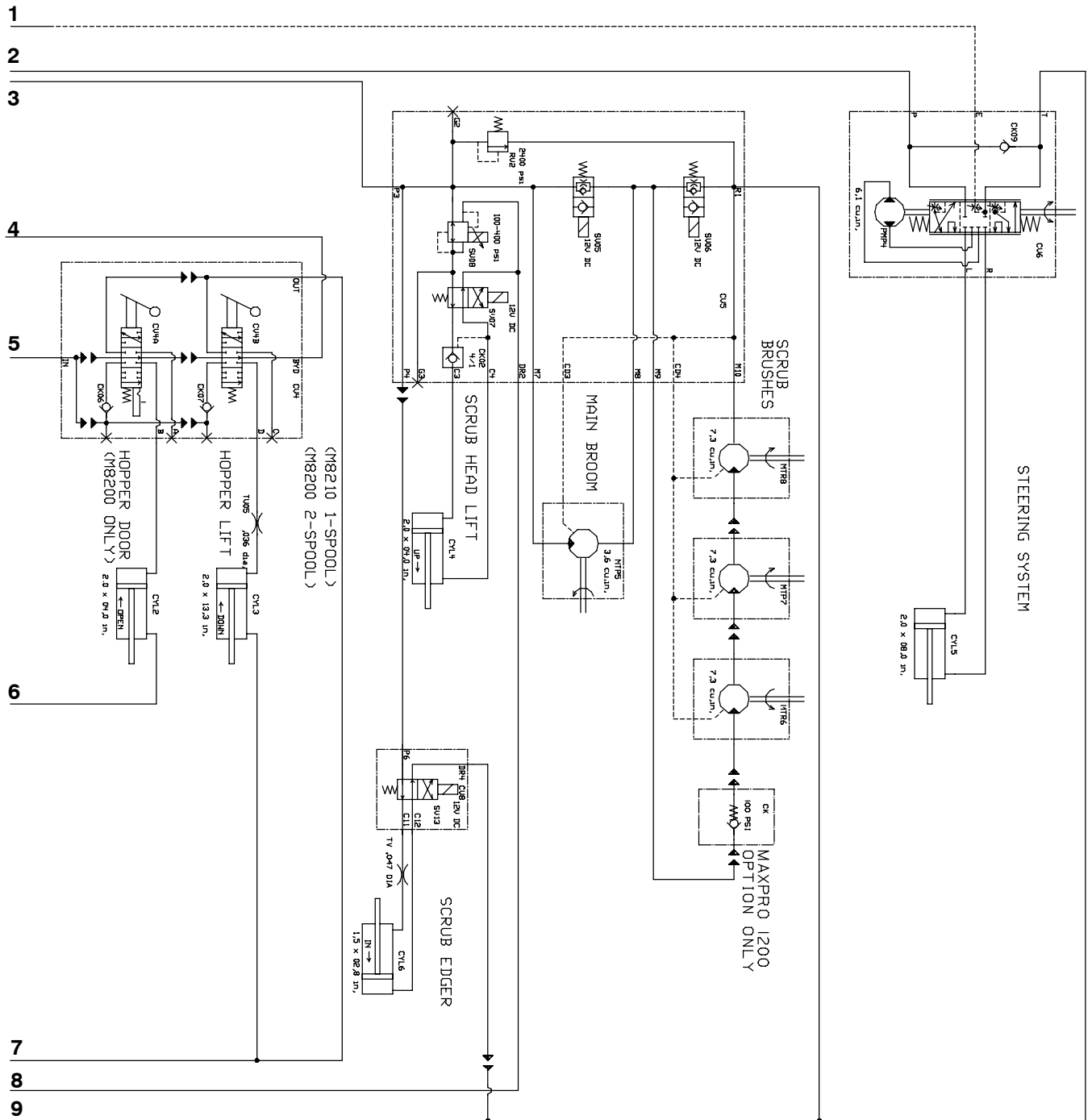
Ref.	Part No.	Serial Number	Description	Qty.
1	364525	(000000-	) Fan Wldt, Vac Sweeper	1
2	54275A	(000000-	) Bracket, Mtg	1
3	54274	(000000-	) Isolator, Vibration	4
4	364112	(000000-	) Motor, Hyd Gear (See Breakdowns)	1
5	44869	(000000-	) Fitting, Hyd, Str	2
6	77097	(000000-	) Fitting, Hyd, Elbow	1
7	364741	(000000-	) Fan Wldt, Inlet Plate	1
8	364392	(000000-009999	) Angle, Fan Mounting	1
8	1013134	(010000-	) Angle, Fan Mounting	1
9	364523	(000000-	) Impeller, 9.06D X .500B, Bal.	1
10	41130	(000000-	) Nut - Low Crown .50-20	1
11	364764	(000000-	) Seal, Assy, Bulb	1
12	34312	(000000-	) Clamp, Cable, Stl, 3.00D X 1.00W, 1H	1
13	07791	(000000-	) Nut, Hex, Flng, M08 X 1.25	1

Fig. 48 - Hydraulic Schematic



351672 - ALL

Fig. 48 - Hydraulic Schematic



351672 - ALL

Fig. 49 - Hydraulic Hose Group

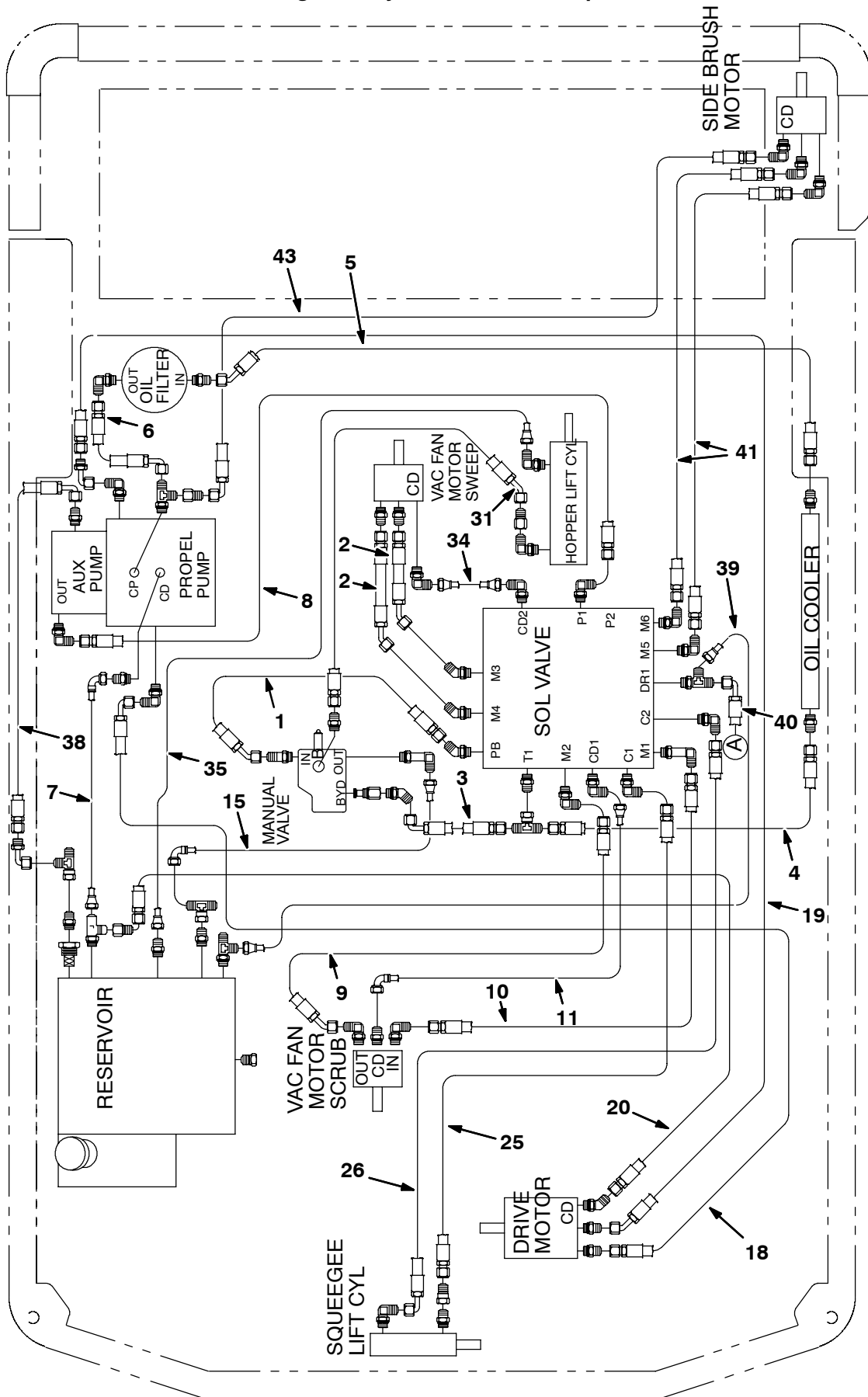




Fig. 49 - Hydraulic Hose Group

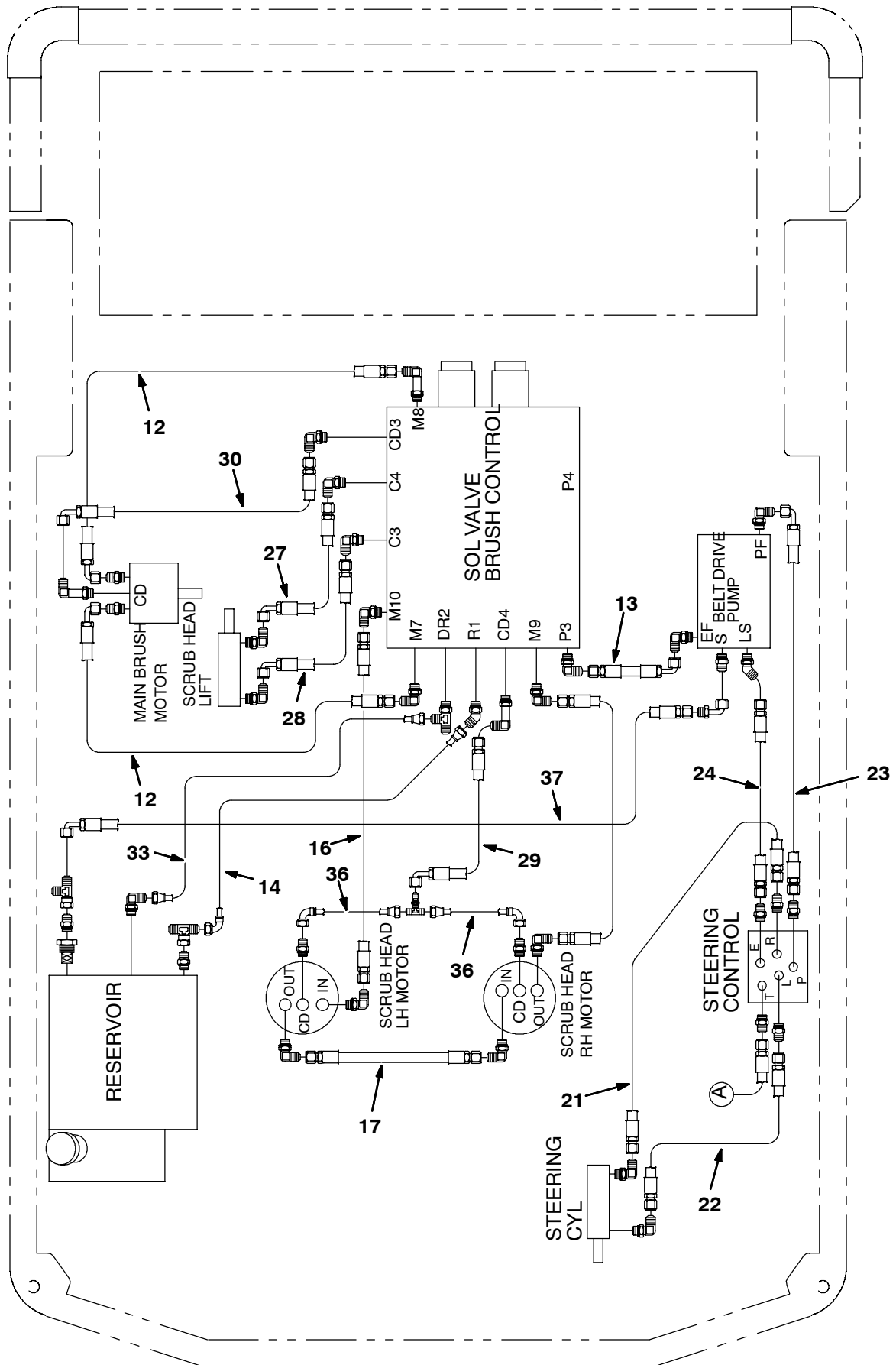


Fig. 49 - Hydraulic Hose Group

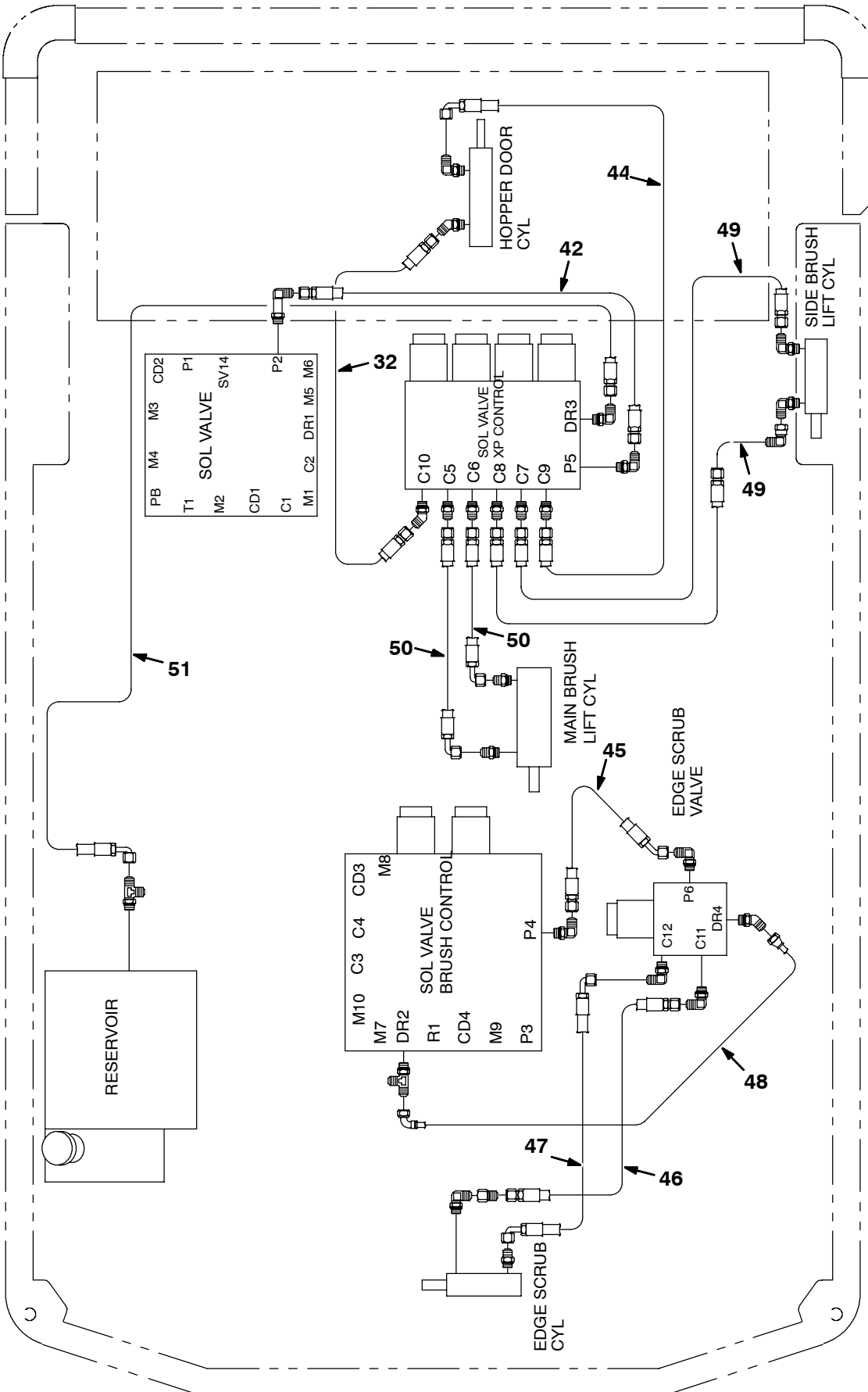


Fig. 49 - Hydraulic Hose Group

Ref.	Part No.	Serial Number	Description	Qty.
1	364977	(000000-	) Hose-Hyd Med08	1
2	82506	(000000-	) Hose, Hyd	2
3	57576	(000000-	) Hose, Hyd	1
4	364980	(000000-	) Hose-Hyd Med08	1
5	16463	(000000-	) Hose, Hyd	1
6	59578	(000000-	) Hose, Hyd	1
7	71557	(000000-	) Hose, Hyd	1
8	365056	(000000-	) Hose-Hyd Med 08	1
9	364978	(000000-	) Hose-Hyd Med08	1
10	364981	(000000-	) Hose-Hyd Med08	1
11	34368	(000000-	) Hose, Hyd	1
12	365004	(000000-	) Hose-Hyd Ar 08	2
13	55697	(000000-	) Hose, Hyd	1
14	364964	(000000-	) Hose-Hyd Low08	1
15	365003	(000000-	) Hose-Hyd Low08	1
16	365007	(000000-	) Hose-Hyd Ar 04	2
17	55696	(000000-	) Hose, Hyd	1
18	365014	(000000-	) Hose-Hyd Ar 10	1
19	365013	(000000-	) Hose-Hyd Ar 10	1
20	365058	(000000-	) Hose-Hyd Med04	1
21	77304	(000000-	) Hose, Hyd	1
22	364984	(000000-	) Hose-Hyd Med06	1
23	59560	(000000-	) Hose, Hyd	1
24	364993	(000000-	) Hose-Hyd Med04	1
25	31568	(000000-	) Hose, Hyd	1
26	57963	(000000-	) Hose, Hyd	1
27	364985	(000000-	) Hose-Hyd Med04	1
28	19645	(000000-	) Hose, Hyd	1
29	365005	(000000-	) Hose-Hyd Ar 04	1
30	365006	(000000-	) Hose-Hyd Ar 04	1
31	364990	(000000-	) Hose-Hyd Med04	1
32	364992	(000000-	) Hose-Hyd Med04	1
33	364998	(000000-	) Hose-Hyd Low06	1
34	365057	(000000-	) Hose-Hyd Low04	1
35	364999	(000000-	) Hose-Hyd Low06	1
36	82805	(000000-	) Hose, Hyd	2
37	365015	(000000-	) Hose-Hyd Suc16	1
38	33723	(000000-	) Hose, Hyd	1
39	365000	(000000-	) Hose-Hyd Low06	1
40	364983	(000000-	) Hose-Hyd Med06	1
41	365092	(000000-	) Hose-Hyd Ar 06	2
42	34380	(000000-	) Hose, Hyd	1
43	71749	(000000-	) Hose, Hyd	1
44	87652	(000000-	) Hose-Hyd Med04	1
45	361086	(000000-	) Hose, Hyd	1
46	77308	(000000-	) Hose-Hyd Med04	1
47	57964	(000000-	) Hose, Hyd	1
48	55763	(000000-	) Hose, Hyd	1
49	365187	(000000-001021	) Kit, Hose Repair	2
49	71754	(001022-	) Hose, Hyd	2

# STANDARD PARTS

Fig. 49 - Hydraulic Hose Group

Ref.	Part No.	Serial Number	Description	Qty.
50	364989	(000000-	) Hose-Hyd Med04	2
51	19650	(000000-	) Hose, Hyd	1





Fig. 50 - Hydraulic Pump Linkage Group (000000-009999)

Ref.	Part No.	Serial Number	Description	Qty.
1	63292	(000000-009999 )	Spring, Propel, Centering	1
2	360343	(000000-009999 )	Cable, Push-Pull	1
3	32981	(000000-009999 )	Nut, Hex, Lock, .25-20 NI	2
4	72728	(000000-009999 )	Hub	1
5	364889	(000000-009999 )	Washer	1
6	39987	(000000-009999 )	Screw, Soc, .31-24 X 0.75, Al	1
7	01685	(000000-009999 )	Washer, Flat, .31 Ss	1
8	365402	(000000-009999 )	Lever, Wldt, Pintle	1
9	16931	(000000-009999 )	Screw, Hex, M08 X 1.25 X 20, 8.8	2
10	41186	(000000-009999 )	Washer, Belleville, .31	2
11	364397	(000000-009999 )	Bracket, Shock Absorber	1
12	73411	(000000-009999 )	Shock Absorber	1
13	16213	(000000-009999 )	Bolt, Shld .31D X 1.00, .25-20	1
14	84170	(000000-009999 )	Bracket, Retainer	1
15	75934	(000000-009999 )	Nut, Hex, Lock, .25-20, NI	1
16	68866	(000000-009999 )	Rod-End	2
17	83887	(000000-009999 )	Bracket	1
18	78785	(000000-009999 )	Washer	1
19	65441	(000000-009999 )	Spacer	3
20	49266	(000000-009999 )	Tie, Cable 1.75D Max 7.50Lg	1
21	364780	(000000-009999 )	Bracket, Mtg, Cable	1
22	08709	(000000-009999 )	Nut, Hex, Lock, M08-1.25,NI	1
23	25049	(000000-009999 )	Screw, Hex, .25-20 X 1.75, 5	1
24	32490	(000000-009999 )	Washer, Flat, .25 Std	1

# STANDARD PARTS

Fig. 51 - Hydraulic Pump Linkage Group (010000- )

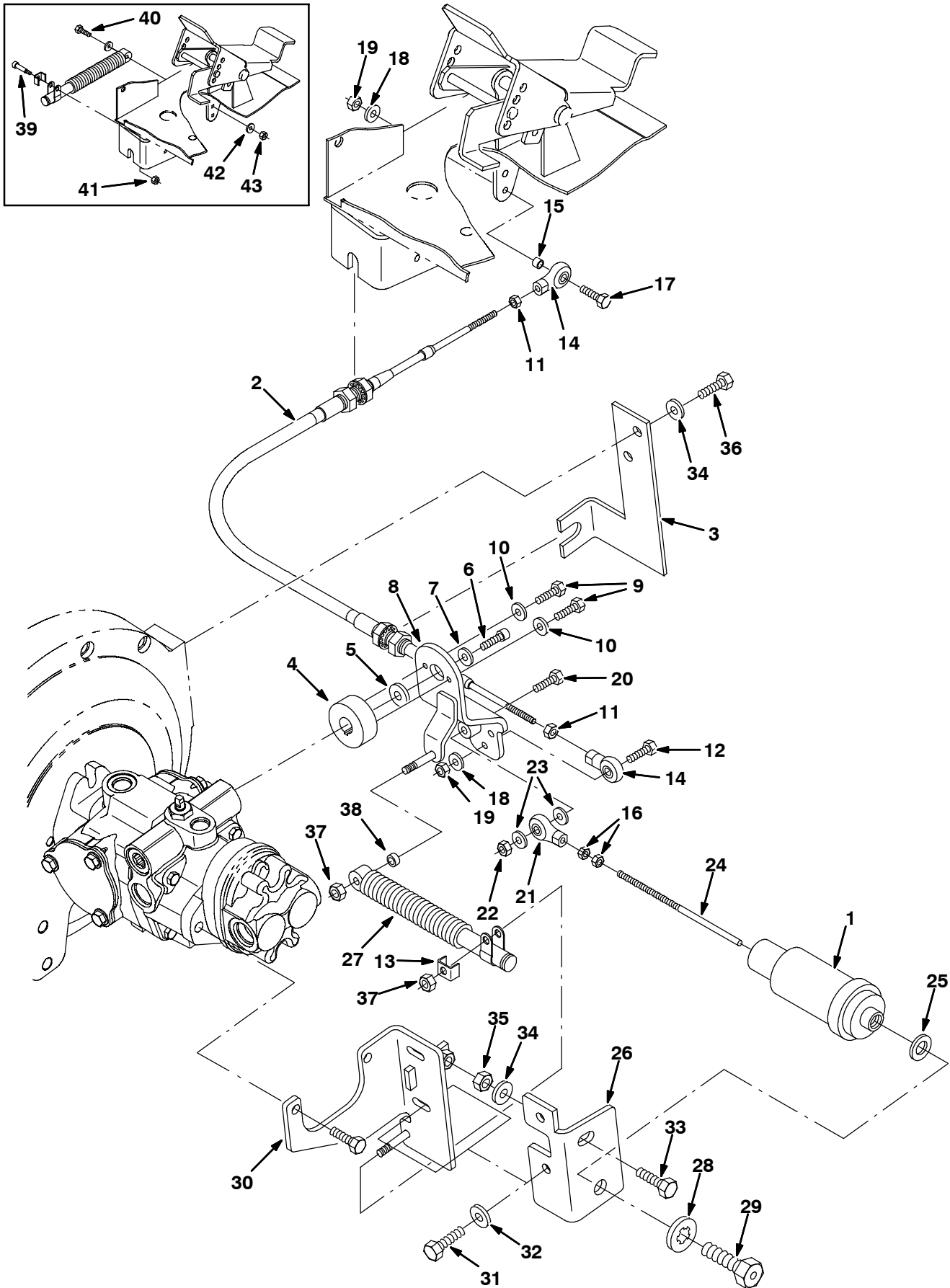




Fig. 51 - Hydraulic Pump Linkage Group (010000- )

Ref.	Part No.	Serial Number	Description	Qty.
1	63292	(010000-	) Spring	1
2	360343	(010000-	) Cable, Push/Pull, 47.0l, 3.0 .25-28	1
3	1011546	(010000-	) Bracket, Mtg, Cable	1
4	72728	(010000-	) Hub, Mtg, Arm, Cntrl, Pintle	1
5	364889	(010000-	) Washer, Flat, 0.33b 0.75d .18, Stl, Pl	1
6	39987	(010000-	) Screw, Soc, .31-24 X 0.75, Al	1
7	01685	(010000-	) Washer, Flat, 0.31 Ss	1
8	1016016	(010000-	) Lever Wldt, Cntrl, Pintle	1
9	16931	(010000-	) Screw, Hex, M8 X 1.25 X 20, 8.8	2
10	41186	(010000-	) Washer, Belleville, .31	2
11	01714	(010000-	) Nut, Hex, Std, .25-28	3
12	25046	(010000-	) Screw, Hex, .25-20X1.00, 5	3
13	84170	(010000-	) Bracket, Retainer, Safety	1
14	68866	(010000-	) Rod-End, .25-28rh Fem 0.25b	2
15	65441	(010000-	) Tube, 00.38d 00.26b 00.3l Stl Plt	1
16	32899	(010000-	) Nut, Hex, Jam, .25-28	2
17	25049	(010000-	) Screw, Hex, .25-20 X 1.75, 5	1
18	32490	(010000-	) Washer, Flat, 0.25 Std	2
19	32981	(010000-	) Nut, Hex, Lock, .25-20, NI	3
20	06948	(010000-	) Screw, Hex, M6 X 1.0 X 45, 8.8	1
21	68866	(010000-	) Rod-End, .25-28rh Fem 0.25b	1
22	08708	(010000-	) Nut, Hex, Lock, M6 X 1.0, NI	1
23	32483	(010000-	) Washer, Flat, 0.25 Sae	2
24	1016949	(010000-	) Rod, Thrd, 1 End, .25-28 7.5L	1
25	32494	(010000-	) Washer, Flat, 0.62 Std	1
26	365422	(010000-	) Bracket, Mtg, Centering Spring, [8210]	1
27	73411	(010000-	) Shock Absorber, 2.3 Strk	1
28	32990	(010000-	) Washer, Lock, Int, .62	1
29	1015673	(010000-	) Bolt, .62-18X2.0L, Mtg, Spring	1
30	365436	(010000-	) Bracket, Mtg, Centering Spring, [8210]	1
31	39277	(010000-	) Screw, Hex, M8 X 1.25 X 25, 8.8	2
32	32485	(010000-	) Washer, Flat, 0.38 Sae	2
33	33401	(010000-	) Screw, Hex, M8 X 1.25 X 50, Ss, Fl	1
34	32491	(010000-	) Washer, Flat, 0.31 Std	5
35	08709	(010000-	) Nut, Hex, Lock, M8 X 1.25, NI	1
36	21197	(010000-	) Screw, Hex, .38-16 X 1.00, 5	2
37	32983	(010061-	) Nut, Hex, Lock, .31-18, NI	2
38	360801	(010061-	) Sleeve, .318b .496d .250l Ss	1
39	16213	(010000-010060)	) Bolt, Shld, .31d X 1.00, .25-20	1
40	25049	(010000-010060)	) Screw, Hex, .25-20 X 1.75, 5	1
41	75934	(010000-010060)	) Nut, Hex, Lock, .25-20, NI	1
42	32491	(010000-010060)	) Washer, Flat, 0.31 Std	1
43	32981	(010000-010060)	) Nut, Hex, Lock, .25-20, NI	1

Fig. 52 - Hydraulic Pumps And Filter Group

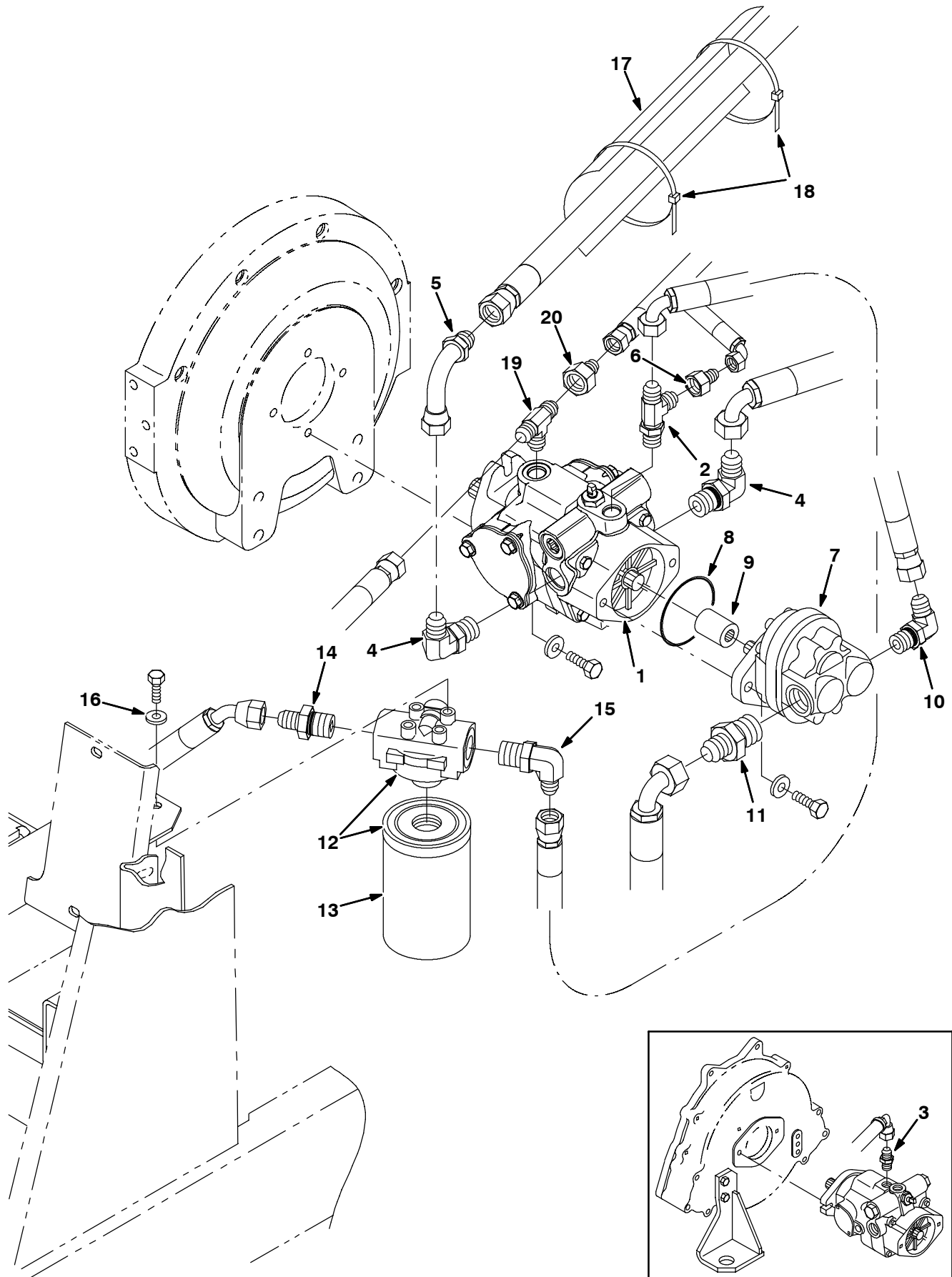


Fig. 52 - Hydraulic Pumps And Filter Group

Ref.	Part No.	Serial Number	Description	Qty.	
1	364103	(000000-009999 )	Pump, Hyd Piston (See Breakdowns)	1	
1	373455	(010000- )	Pump, Hyd Piston (See Breakdowns)	1	
2	40755	(000000- )	Fitting, Hyd, Tee	1	
3	44869	(000000-009999 )	Fitting, Hyd, Str	1	
4	53076	(000000- )	Fitting, Hyd, Elbow	2	
5	365073	(000000- )	Ftg-Hyd E90 Spcl Jm10/Jf10	1	
6	57979	(000000- )	Fitting, Hyd, Str	1	
7	364102	(000000- )	Pump, Hyd Gear (See Breakdowns)	1	
8	65145-1	(000000- )	O-Ring, Gland	1	
9	71721	(000000- )	Coupling	1	
10	56821	(000000- )	Fitting, Hyd, Elbow	1	
11	34357	(000000- )	Fitting, Hyd, Str	1	
▽	12	10664	(000000- )	Filter, Oil, Hyd	1
▲	13	65221	(000000- )	Element, Filter	1
14	42227	(000000- )	Fitting, Hyd, Str	1	
15	47655	(000000- )	Fitting, Hyd, Elbow	1	
16	41186	(000000- )	Washer, Belleville, .31	2	
17	762180	(010000- )	Sheet, Rbr, 8.00L Guard, Hose	1	
18	763116	(010000- )	Tie, Cable, Nyl, 15.3L. W4.5 MaxD	2	
19	76315	(010000- )	Fitting, Hyd, Tee, Jf08/Jm08/Jmo8, Br	1	
20	47753	(010000- )	Fitting, Hyd, Str, jf08/Jm06	1	



Fig. 53 - Hydraulic Belt Drive Pump Group

Ref.	Part No.	Serial Number	Description	Qty.	
1	364033	(000000-	) Sheave, Engine, Diesel	1	
2	364034	(000000-	) Sheave, Diesel, Rework	1	
3	59658	(000000-	) Screw, Hex, M08-1.25 X 35, Ss	4	
4	365017	(000000-001195	) Plate, Pivot (Repl by 393318)	1	
5	54618AM	(000000-001195	) Bushing, Flng, 1.00b 1.13d 1.00l	1	
6	364958	(000000-001195	) Spacer	1	
7	36996	(000000-001195	) Washer	1	
8	06535	(000000-	) Screw, Flat, M10-1.5 X 35, 10.9	2	
9	364047	(000000-	) Belt, Pump	1	
10	393305	(000000-	) Bracket, Pivot, Upper	1	
11	393303	(000000-	) Bracket, Pivot, Lower	1	
12	16816	(000000-	) Spring, Compression	1	
13	84036	(000000-	) Screw, Hex, M12-1.75 X110, FI	1	
14	370185	(000000-001134	) Sheave Kit, Pump	1	
14	365363	(001135-	) Sheave, Pump	1	
15	39323	(000000-001134	) Screw, Set, #10-32 X 0.38,	2	
15	09162	(001135-	) Screw, Set, M6x1.0 8	2	
16	364101	(000000-	) Pump, Hyd Gear	1	
17	52929	(000000-	) Fitting, Hyd, Str	1	
18	56820	(000000-	) Fitting, Hyd, Elbow	1	
19	365022	(000000-	) Ftg-Hyd E90 Spcl Bsa Jm16/Jf16	1	
20	34359	(000000-	) Fitting, Hyd, Elbow	1	
21	44868	(000000-	) Fitting, Hyd, Elbow	1	
▽	22	393312	(001196-	) Plate Assembly, Pivot	1
▲	23	393313	(001196-	) Bearing, Flange	1
	24	04414	(001196-	) Washer	1
	25	393314	(001196-	) Spacer	1
	26	06974	(001196-	) Screw, Hex	1
	27	32486	(001196-	) Washer, Flat	1
	28	09741	(001196-	) Nut, Hex. Lock	1

**Fig. 54 - Hydraulic Reservoir Group**

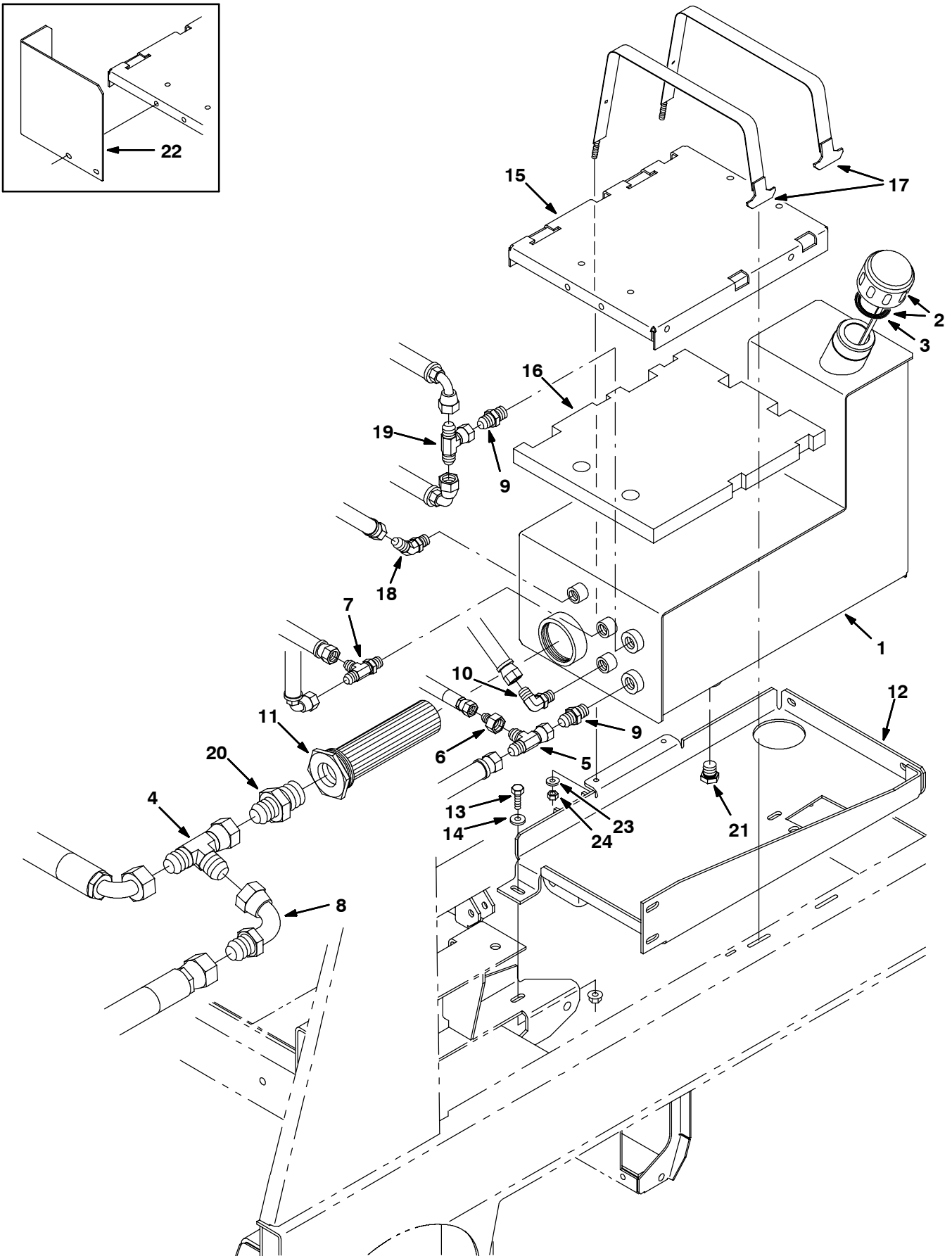


Fig. 54 - Hydraulic Reservoir Group

Ref.	Part No.	Serial Number	Description	Qty.
	1	364084	(000000- ) Reservoir, Hydraulic	1
▽	2	78730	(000000- ) Breather, Hyd	1
▲	3	70006	(000000- ) Gasket, Hyd Cap	1
	4	73113	(000000- ) Fitting, Hyd, Tee	1
	5	45482	(000000- ) Fitting, Hyd, Tee	1
	6	57979	(000000- ) Fitting, Hyd, Str	1
	7	76316	(000000- ) Fitting, Hyd, Tee	1
	8	365022	(000000- ) Ftg-Hyd E90 Spcl Bsa Jm16/Jf16	1
	9	44869	(000000- ) Fitting, Hyd, Str	2
	10	56820	(000000- ) Fitting, Hyd, Elbow	1
	11	31613	(000000- ) Strainer-Hyd Suction 25-100-03	1
	12	364560	(000000- ) Tray Wldt, Hyd Tank	1
	13	09740	(000000- ) Screw, Hex, M08-1.25 X 20, Ss	5
	14	01685	(000000- ) Washer, Flat, .31 Ss	5
	15	364744	(000000- ) Channel, Base	1
	16	364833	(000000- ) Insulation, Thermal	1
	17	364552	(000000- ) Strap	2
	18	47522	(000000- ) Fitting, Hyd, Elbow	1
	19	76315	(000000- ) Fitting, Hyd, Tee	1
	20	16863	(000000- ) Fitting, Hyd, Str	1
	21	42268	(000000- ) Fitting, Hyd, Plug	1
	22	365067	(000000-001241 ) Angle, Corner (Repl by None)	1
	23	32490	(000000- ) Washer, Flat, 0.25 Std	2
	24	32981	(000000- ) Nut, Hex, Lock, .25-20, NI	2





Fig. 55 - Hydraulic Control Valve Group

Ref.	Part No.	Serial Number	Description	Qty.
1	364113	(000000-	) Valve, Hyd Cntrl Man (See Breakdowns)	1
2	31605	(000000-	) Fitting, Hyd, Str	1
3	42226	(000000-	) Fitting, Hyd, Elbow	1
4	55685	(000000-	) Fitting, Hyd, Str	1
364961	<del>364927</del>	(000000-	) Handle, Control, Valve	1
6	21903	(000000-	) Link, Valve Handle	1
7	374550	(000000-	) Pin, Clevis, 5Mm Dia X 20Mm	1
8	08085	(000000-	) Pin, Hair Cotter	2
9	360467	(000000-	) Grip, Vinyl	1
10	59870	(000000-	) Spring, Tension	1
11	69173	(000000-	) Fitting, Hyd, Elbow	1
12	79823	(000000-	) Plug Assy, Byd	1

Fig. 56 - Hydraulic Valve Group, Main

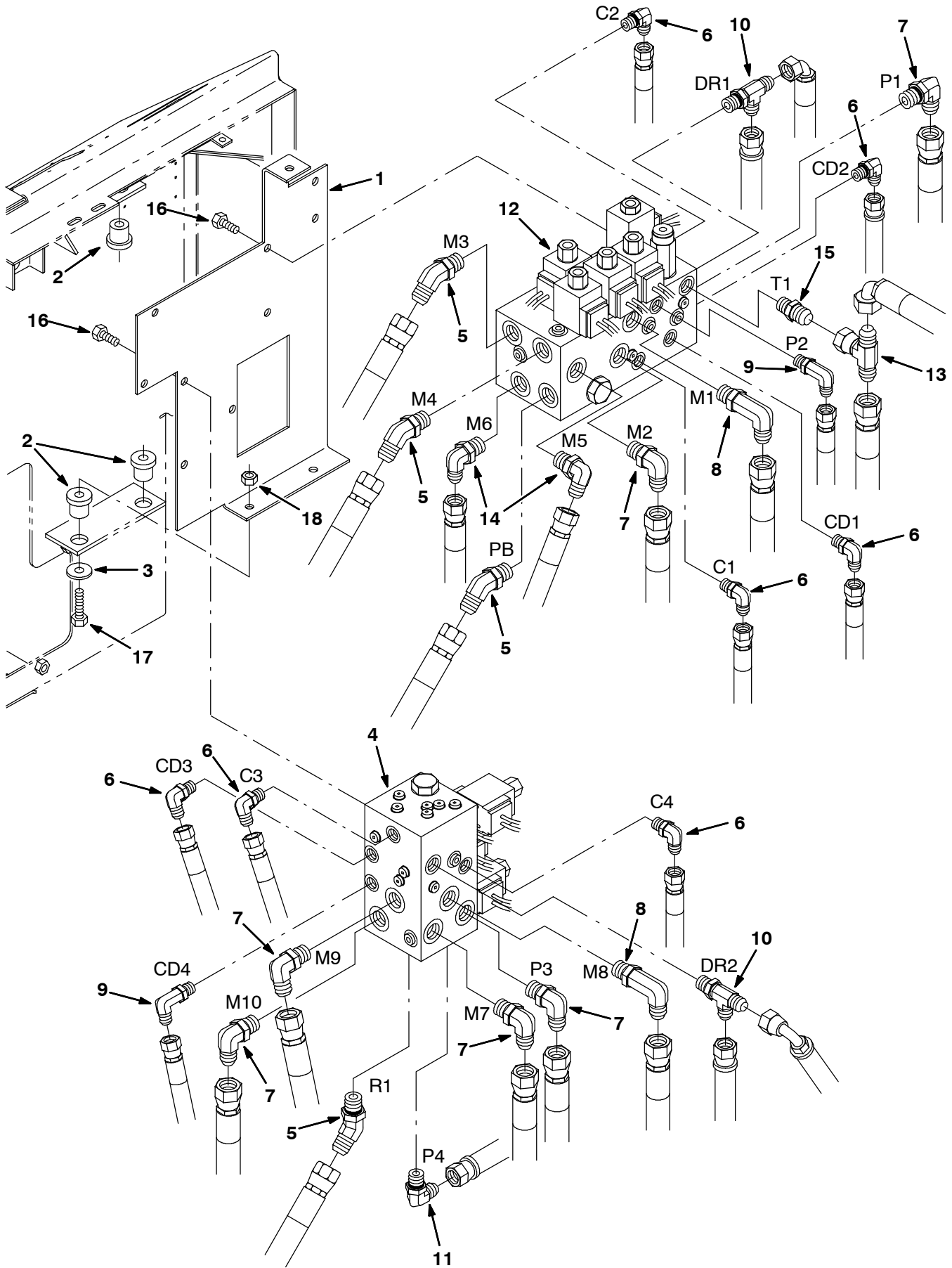


Fig. 56 - Hydraulic Valve Group, Main

Ref.	Part No.	Serial Number	Description	Qty.
1	364315	(000000-	) Plate, Mtg, Valve	1
2	54274	(000000-	) Isolator, Vibration	3
3	13248	(000000-	) Washer	3
4	364114	(000000-	) Valve, Hyd Control Sol (See Breakdowns)	1
5	42226	(000000-	) Fitting, Hyd, Elbow	4
6	77097	(000000-	) Fitting, Hyd, Elbow	7
7	44868	(000000-	) Fitting, Hyd, Elbow	6
8	69173	(000000-	) Fitting, Hyd, Elbow	2
9	82825	(000000-	) Fitting, Hyd, Elbow	2
10	76316	(000000-	) Fitting, Hyd, Tee	2
11	56820	(000000-	) Fitting, Hyd, Elbow	1
12	365105	(000000-	) Valve Assy, Control Sol (See Breakdowns)	1
13	76315	(000000-	) Fitting, Hyd, Tee	1
14	47512	(000000-	) Fitting, Hyd, Elbow	2
15	56835	(000000-	) Fitting, Hyd, Str	1
16	16735	(000000-	) Screw, Hex, M8 X 1.25 X 16, 8.8	7
17	06955	(000000-	) Screw, Hex, M8 X 1.25 X 35, 8.8	3
18	08709	(000000-	) Nut, Hex, Lock, M8 X 1.25, NI	3

Fig. 57 - Hydraulic Valve Group, Hopper Door And Brush Lift

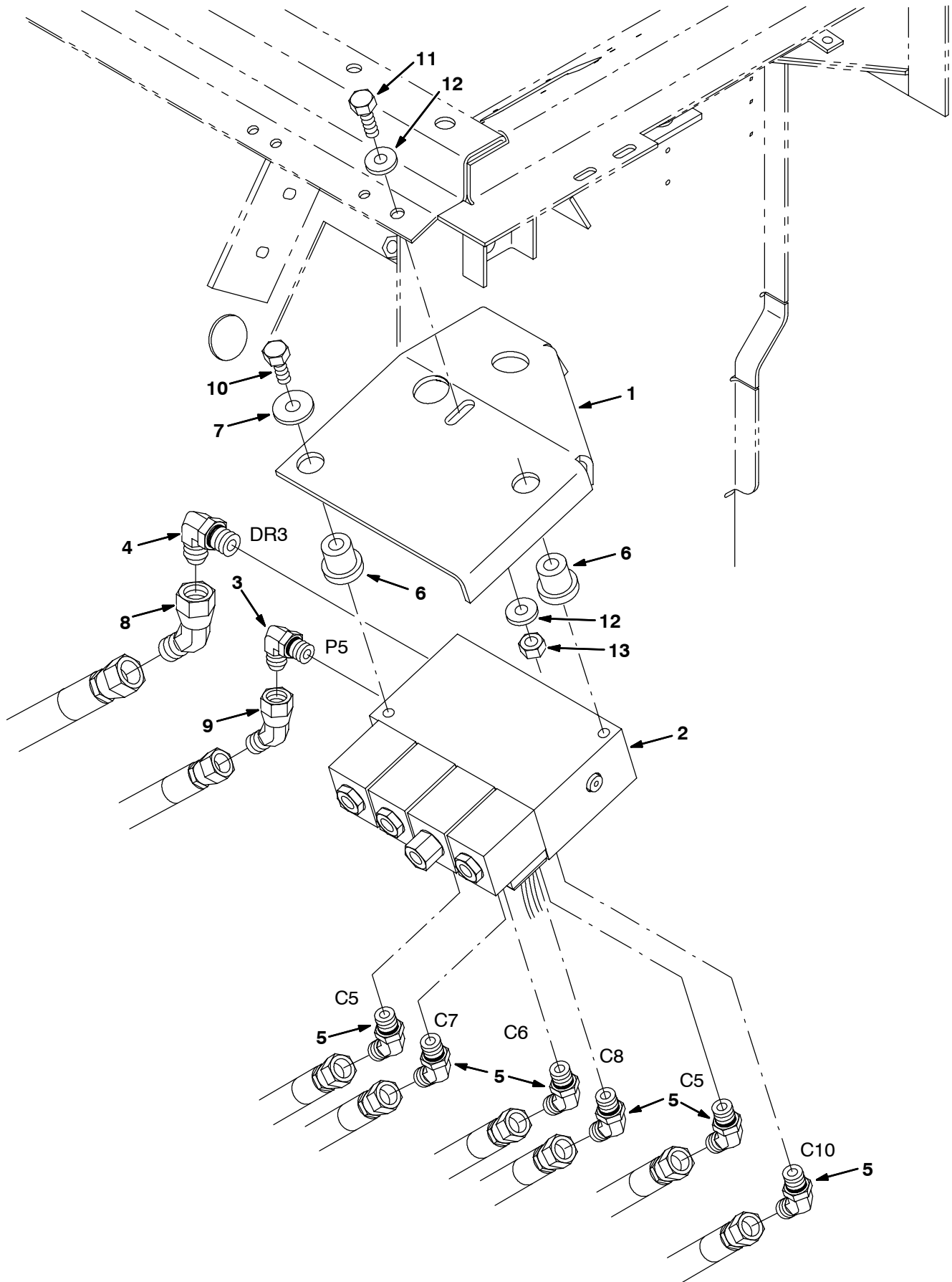
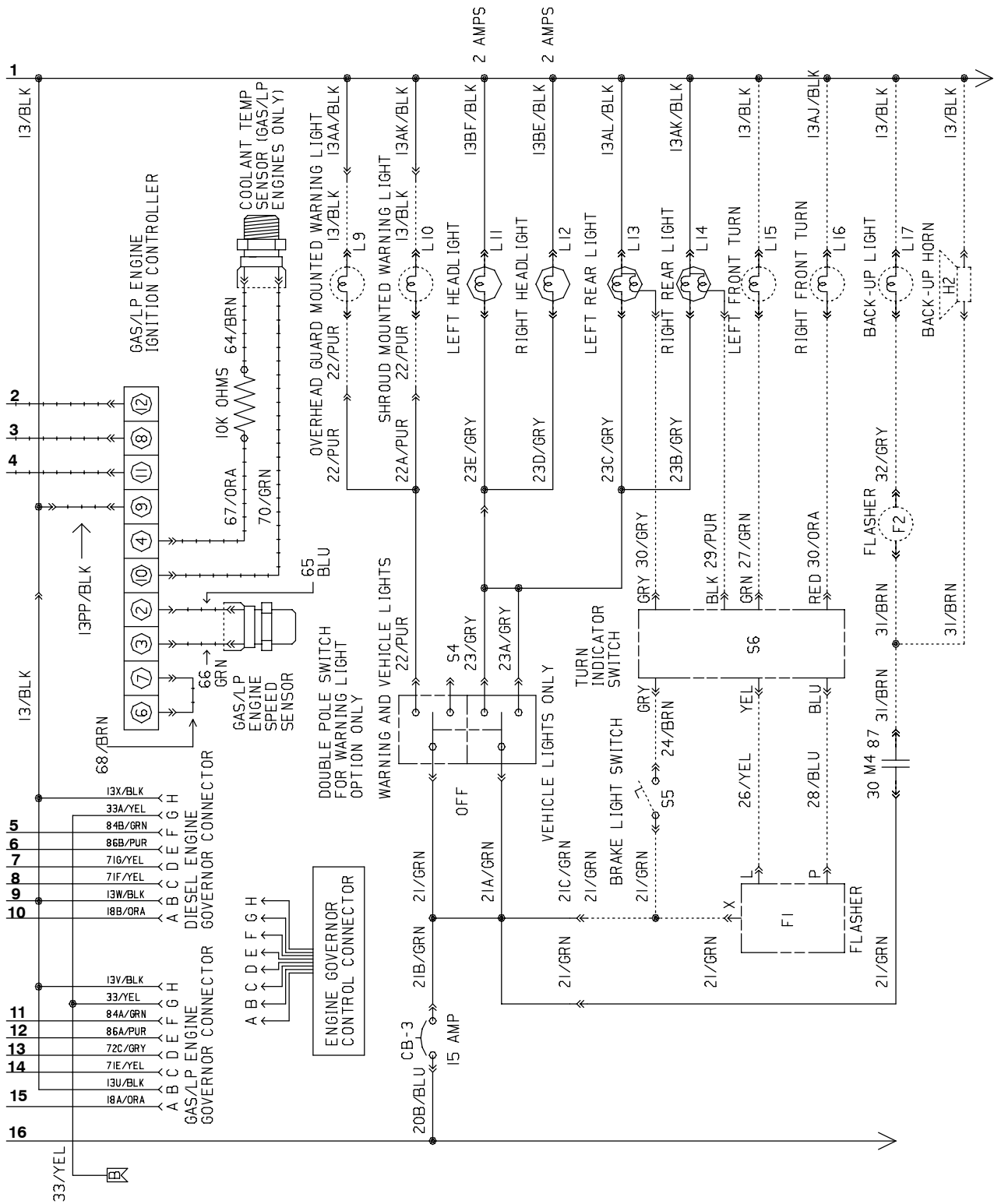


Fig. 57 - Hydraulic Valve Group, Hopper Door And Brush Lift

Ref.	Part No.	Serial Number	Description	Qty.
1	364809	(000000-	) Bracket, Valve, 8210	1
2	364117	(000000-	) Valve, Hyd Control Sol (See Breakdowns)	1
3	77097	(000000-	) Fitting, Hyd, Elbow	1
4	56820	(000000-	) Fitting, Hyd, Elbow	1
5	34359	(000000-	) Fitting, Hyd, Elbow, 45°	6
6	54274	(000000-	) Isolator, Vibration	2
7	13248	(000000-	) Washer	2
8	16472	(000000-	) Fitting, Elbow, 45°	1
9	68441	(000000-	) Fitting, Elbow, 45°	1
10	76570	(000000-	) Screw, Hex, M8 X 1.25 X 30, 8.8	2
11	39277	(000000-	) Screw, Hex, M8 X 1.25 X 25	2
12	32491	(000000-	) Washer, Flat, 0.31 Std	4
13	08709	(000000-	) Nut, Hex, Lock, M8 X 1.25, NI	2

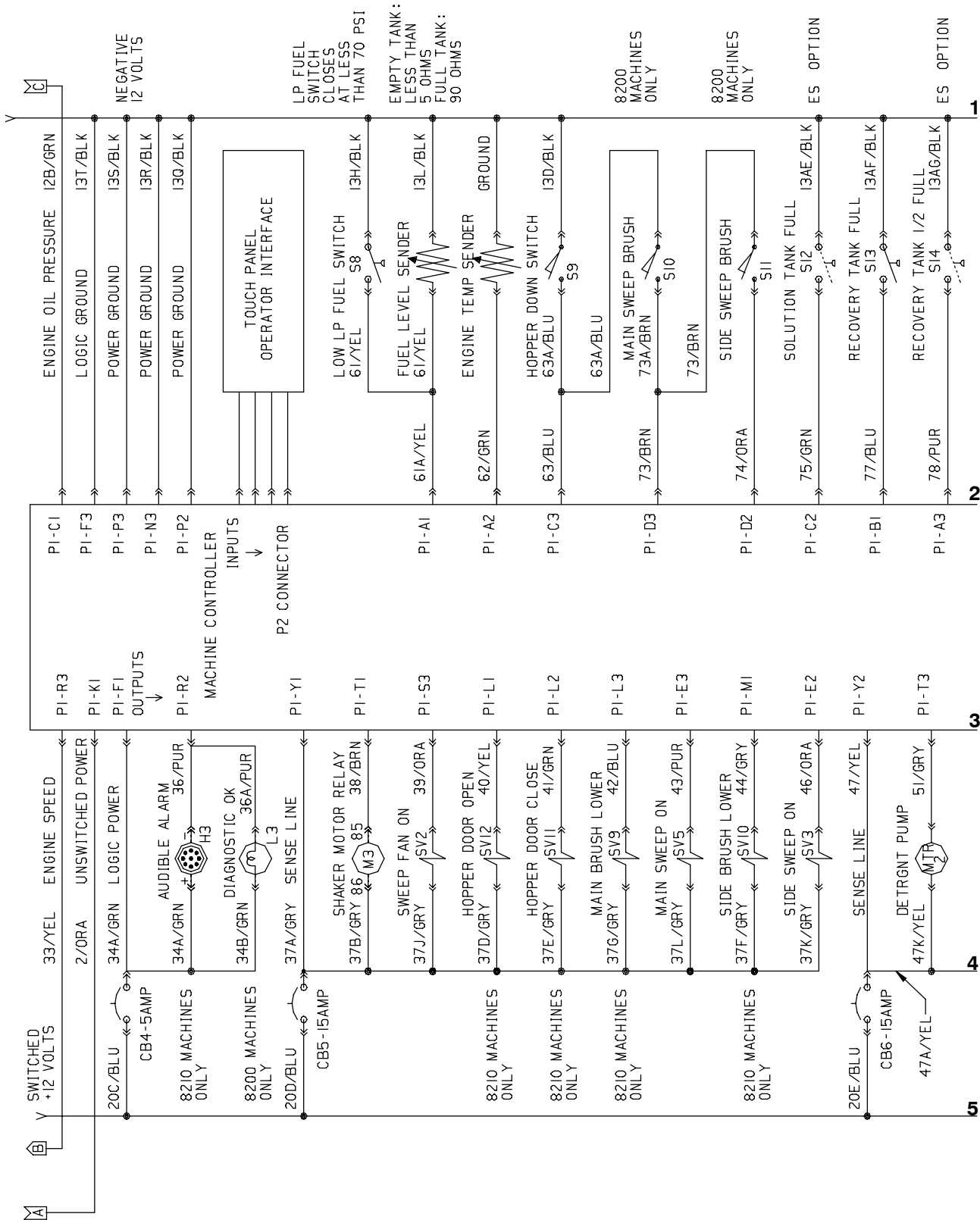


Fig. 58 - Electrical Schematic



351556 - ALL

Fig. 58 - Electrical Schematic



351556 - ALL







Fig. 59 - Electrical Wire Harness Group

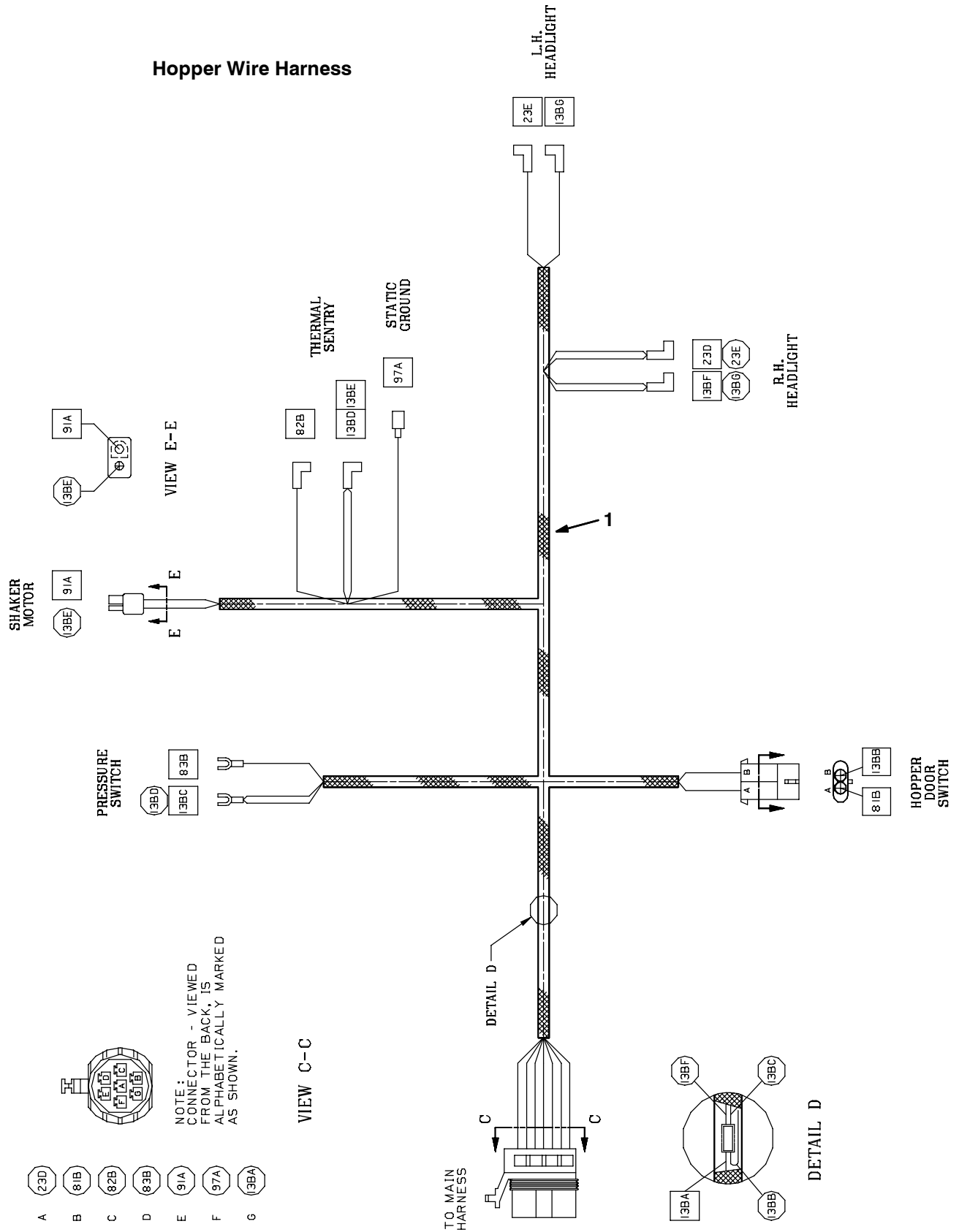




Fig. 59 - Electrical Wire Harness Group

Main Wire Harness

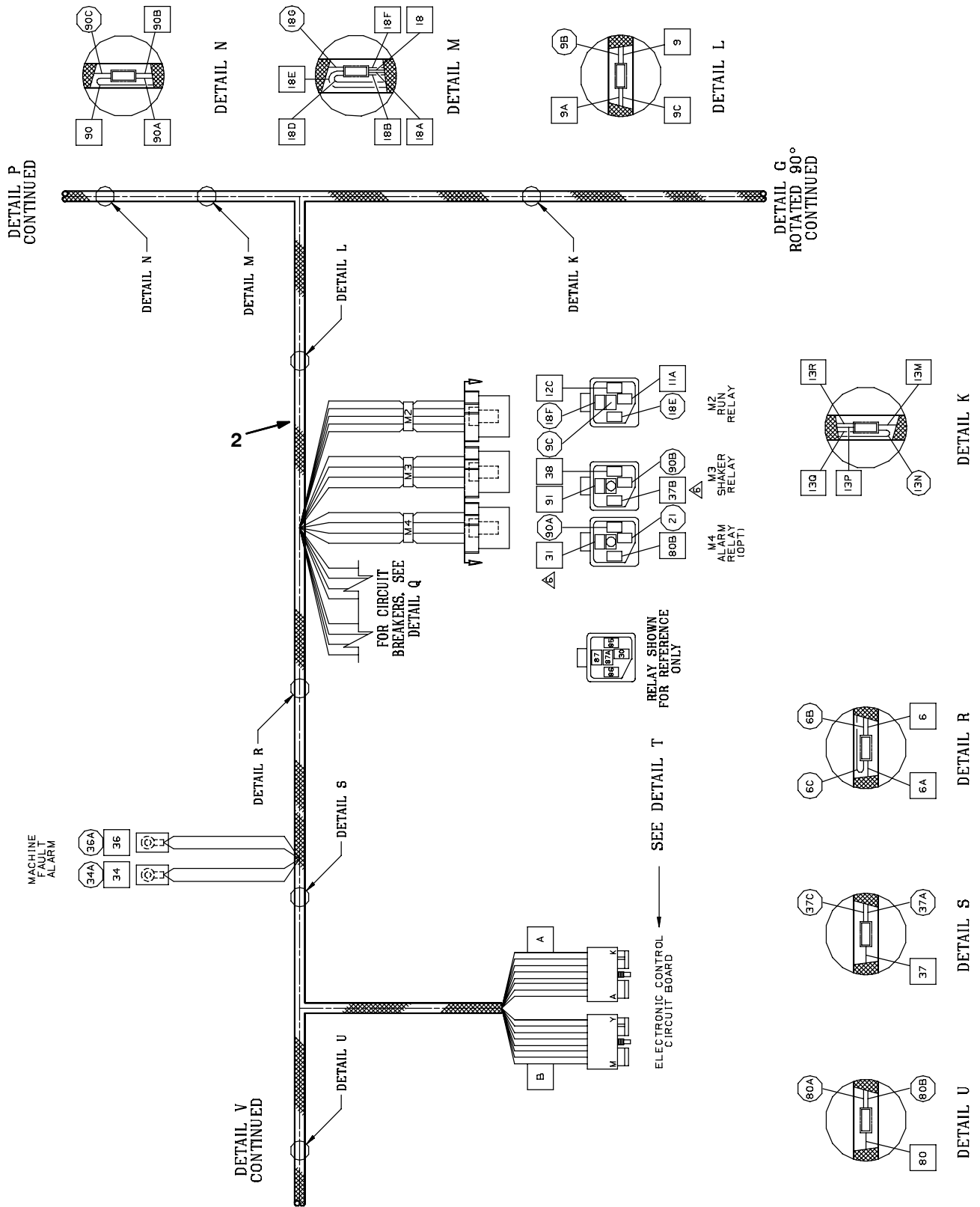
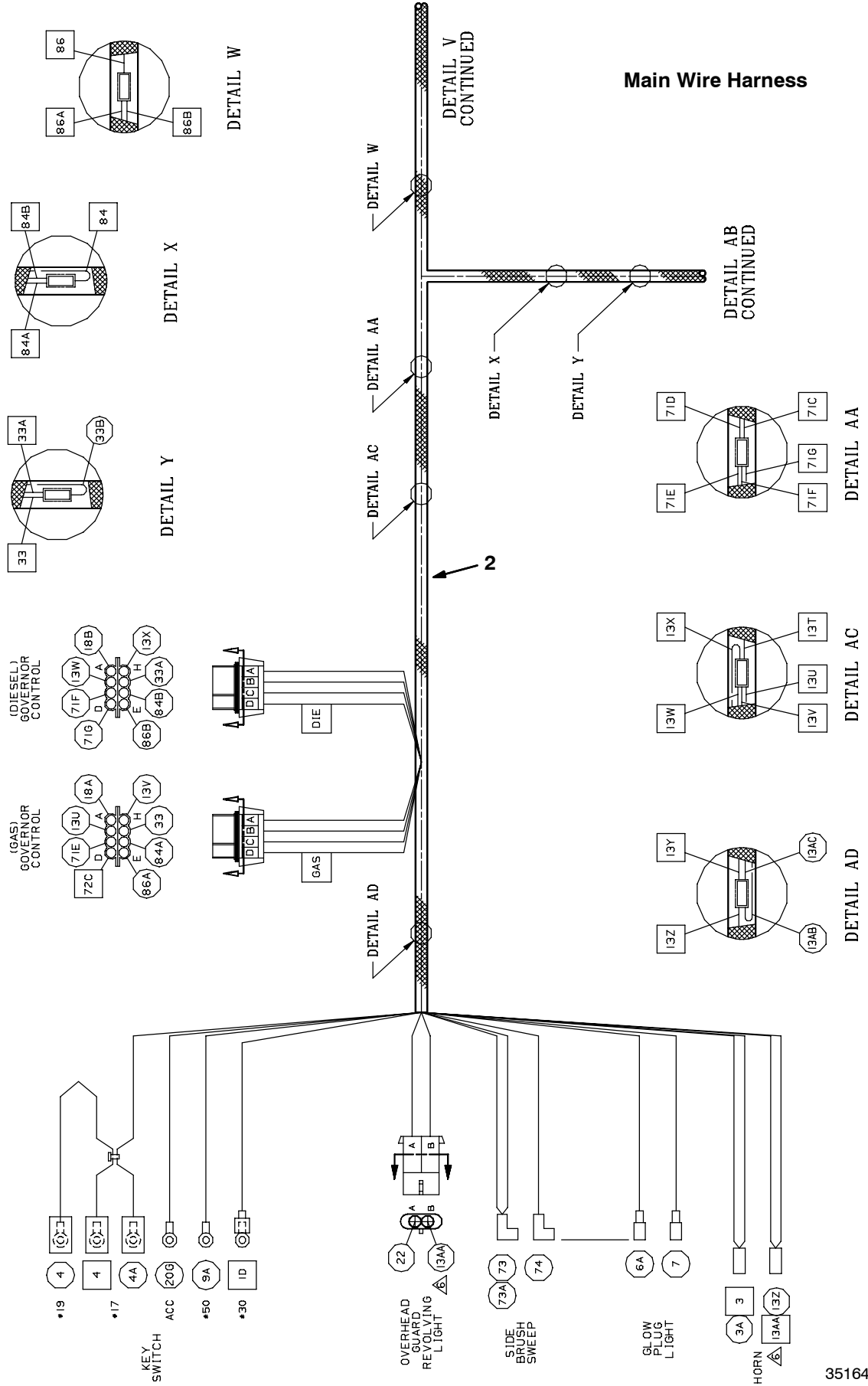


Fig. 59 - Electrical Wire Harness Group



351645 - ALL

Fig. 59 - Electrical Wire Harness Group

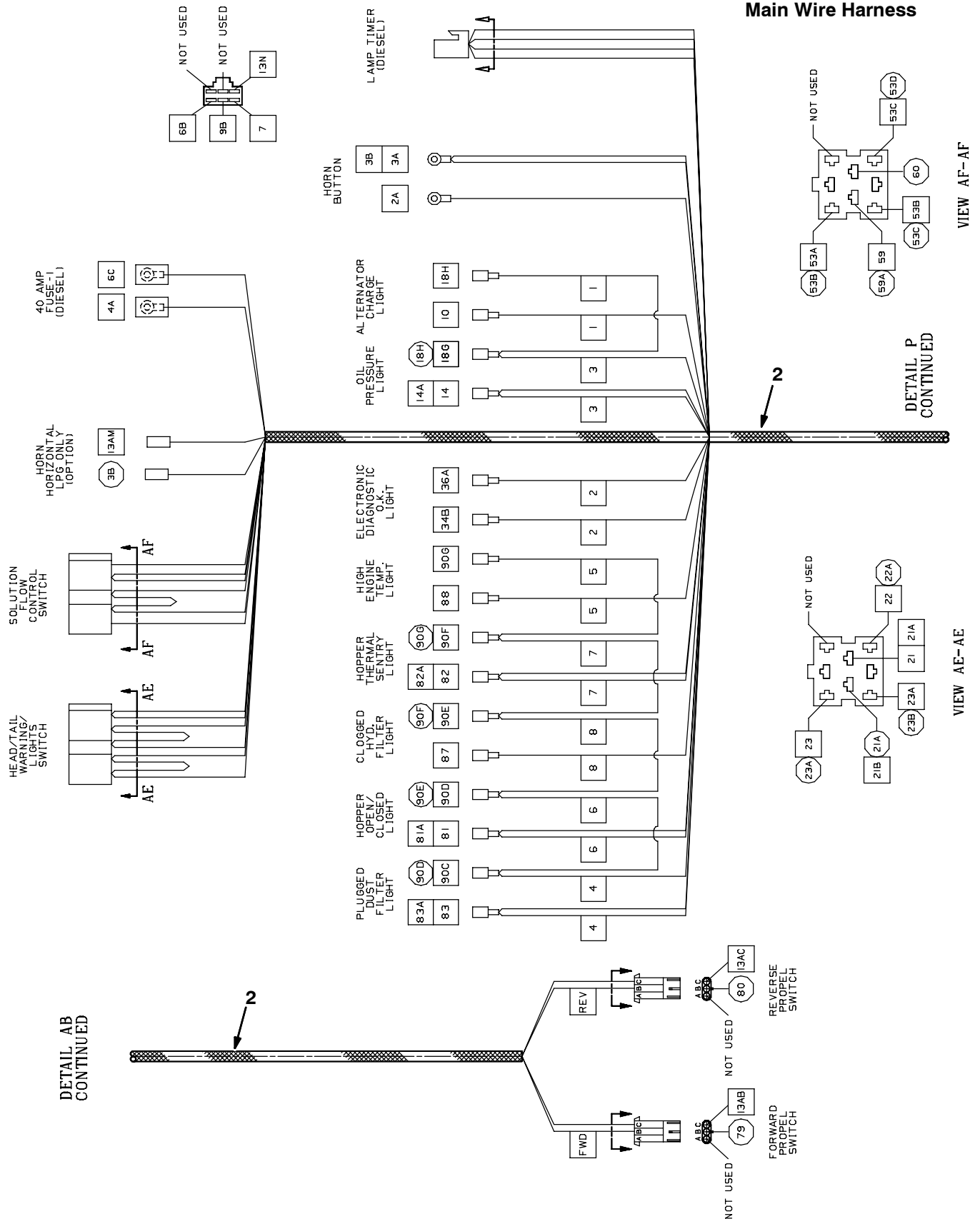
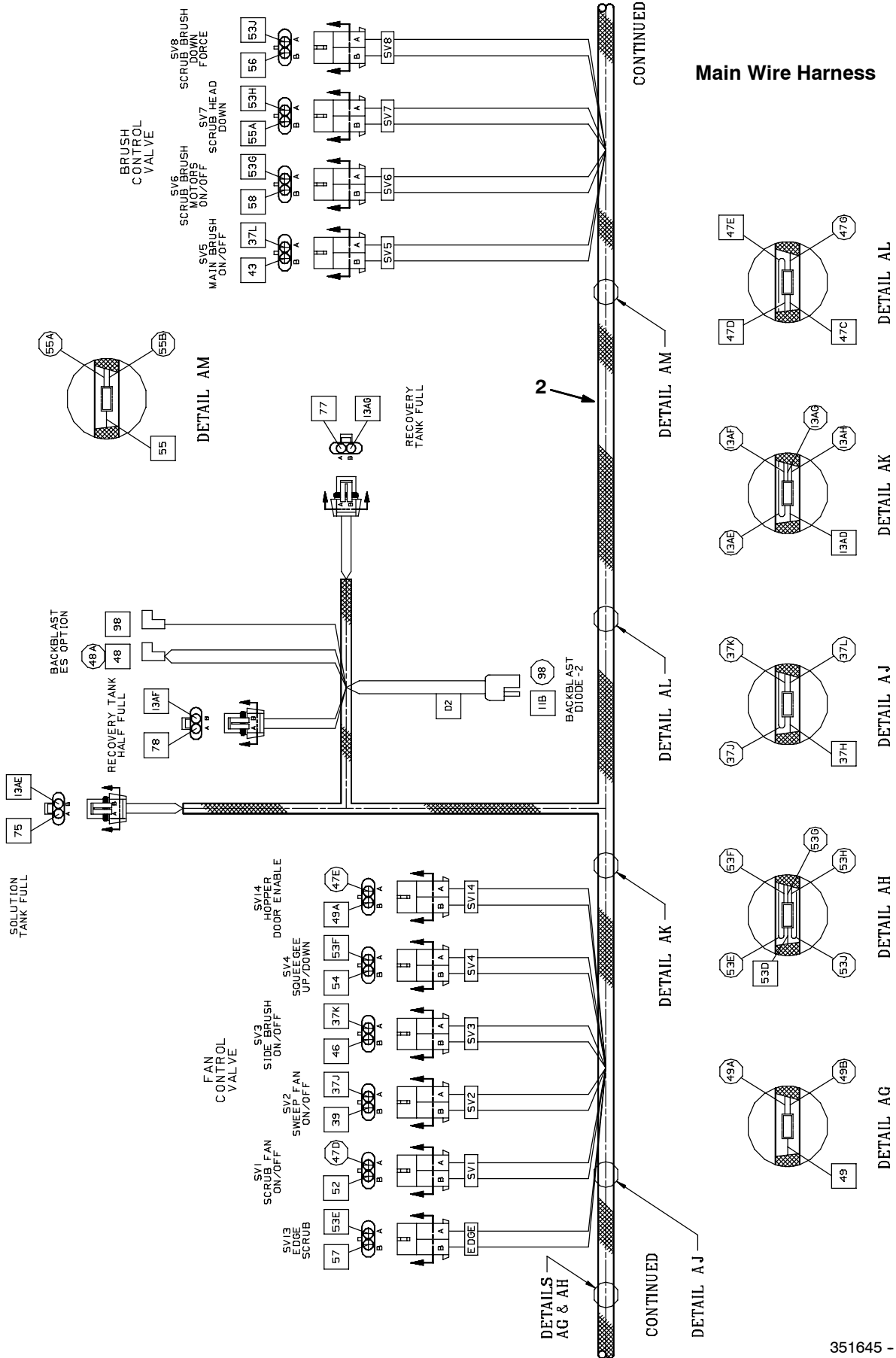


Fig. 59 - Electrical Wire Harness Group

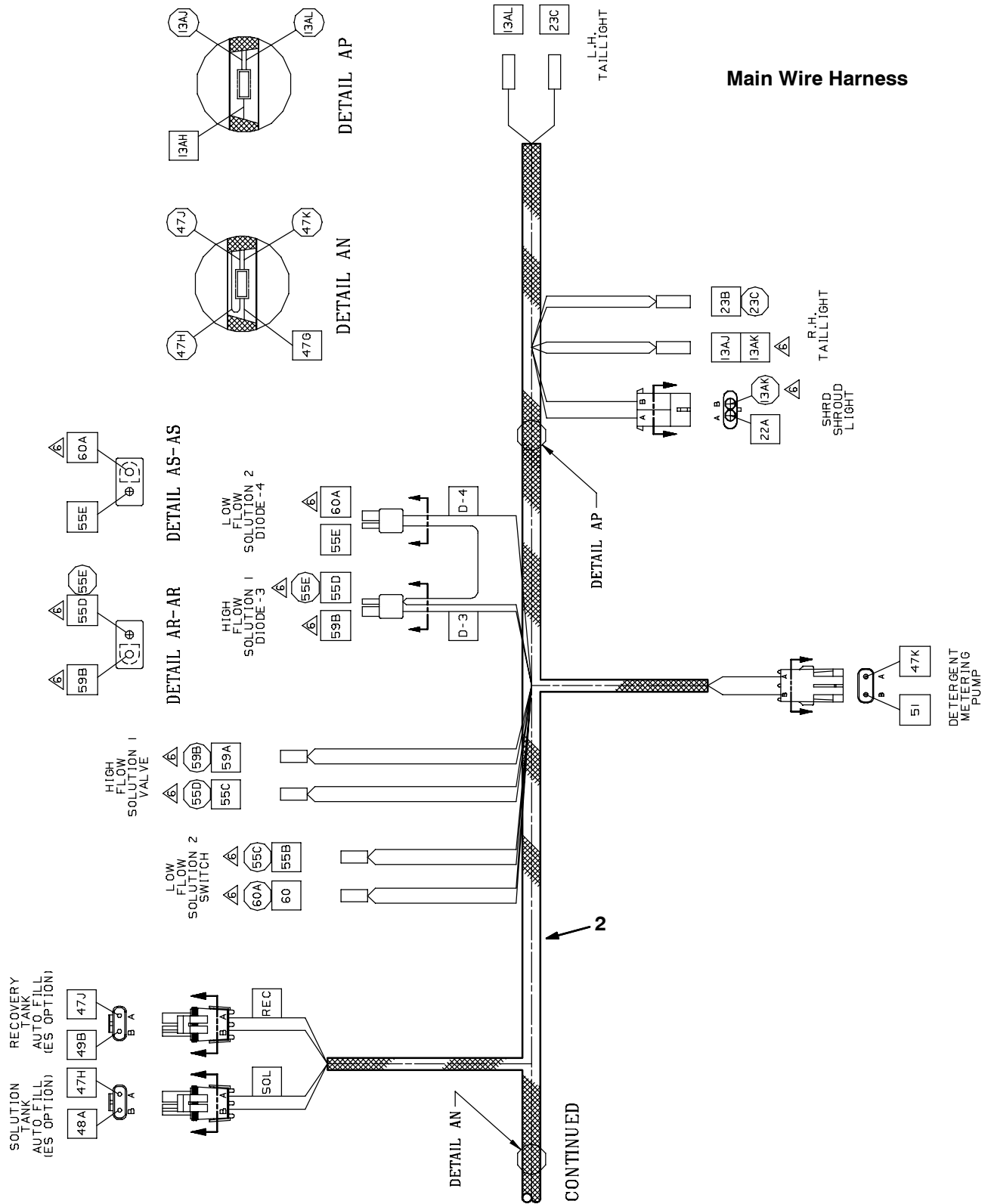


Main Wire Harness

351645 - ALL

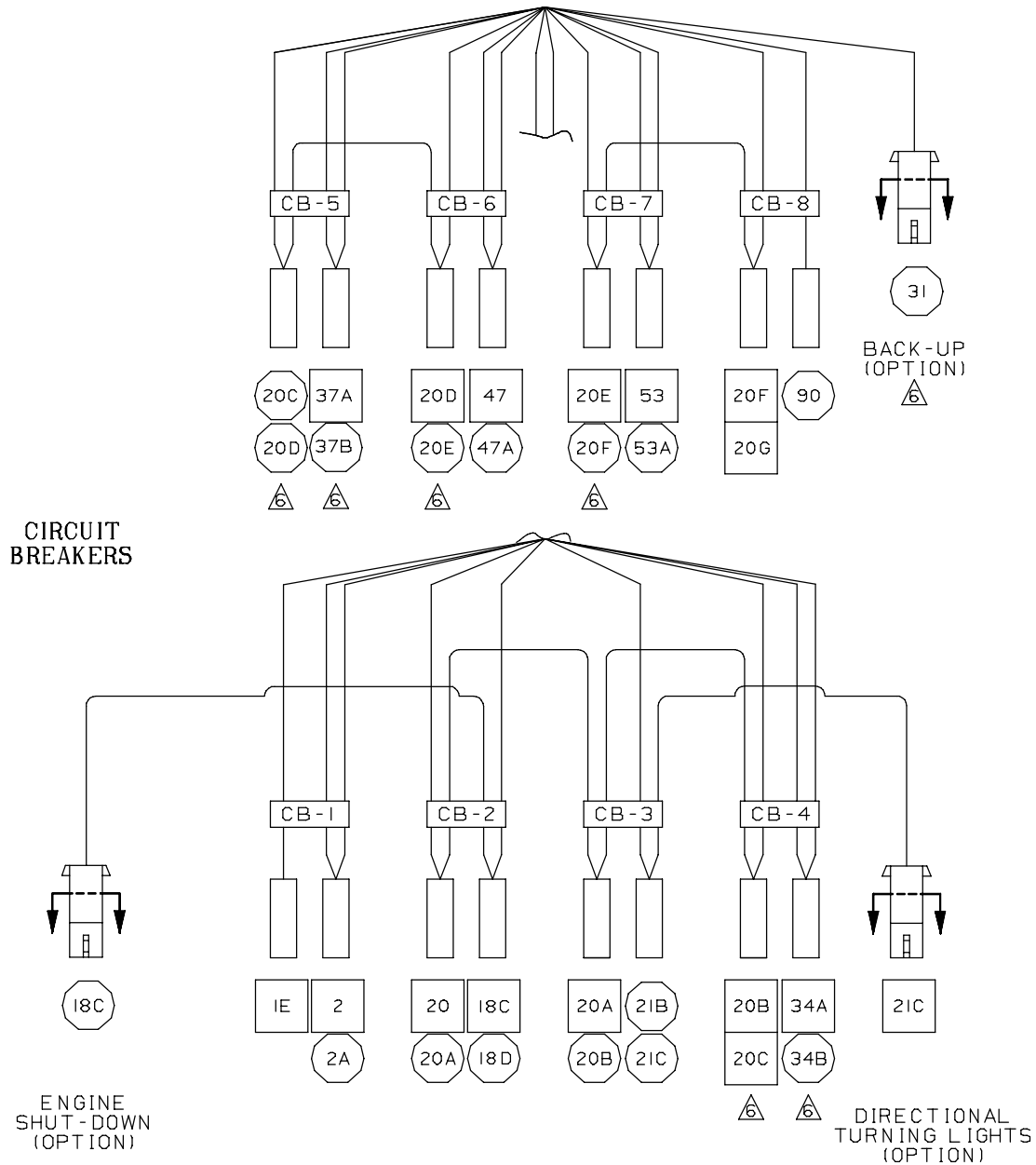


Fig. 59 - Electrical Wire Harness Group



**Fig. 59 - Electrical Wire Harness Group**  
**DETAIL Q**  
**CONTINUED**

**Main Wire Harness**



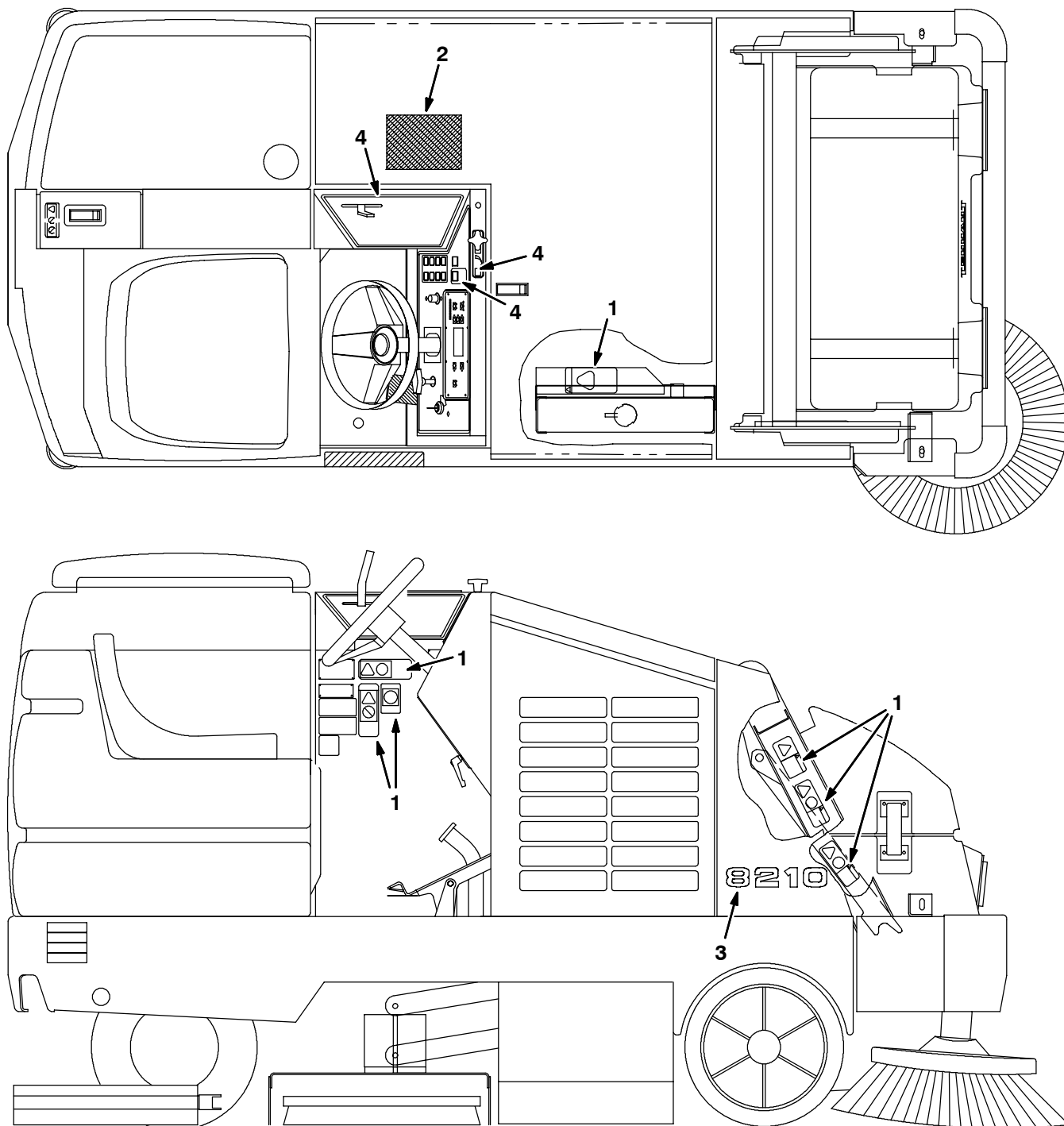
- CB-1 IGNITION AND HORN
- CB-2 RUN RELAY, FUEL PUMP, SHUTDOWN RELAY, OIL PRESSURE, IGN. COIL
- CB-3 WARNING, VEHICLE, DIRECTIONAL LIGHTS
- CB-4 MACHINE FAULT ALARM
- CB-5 SWEEP VAC FAN, HOPPER DOOR, MAIN AND SIDE BRUSHES
- CB-6 AUTOFILL, SCRUB VAC FAN, ES AND DETERGENT PUMPS
- CB-7 SWEEP SOLENOIDS
- CB-8 PLUGGED DUST FILTER, THERMAL SENTRY, CLOGGED HYD. FILTER, POWER WAND, SHAKER MOTOR

351645 - ALL

Fig. 59 - Electrical Wire Harness Group

Ref.	Part No.	Serial Number	Description	Qty.
1	364182	(000000-	) Harness, Hopper, 8200/8210	1
2	364181	(000000-	) Harness, Main, Gas/Lpg/Die 8200	1

**Fig. 60 - Label Group**



351642 - 8210, NA

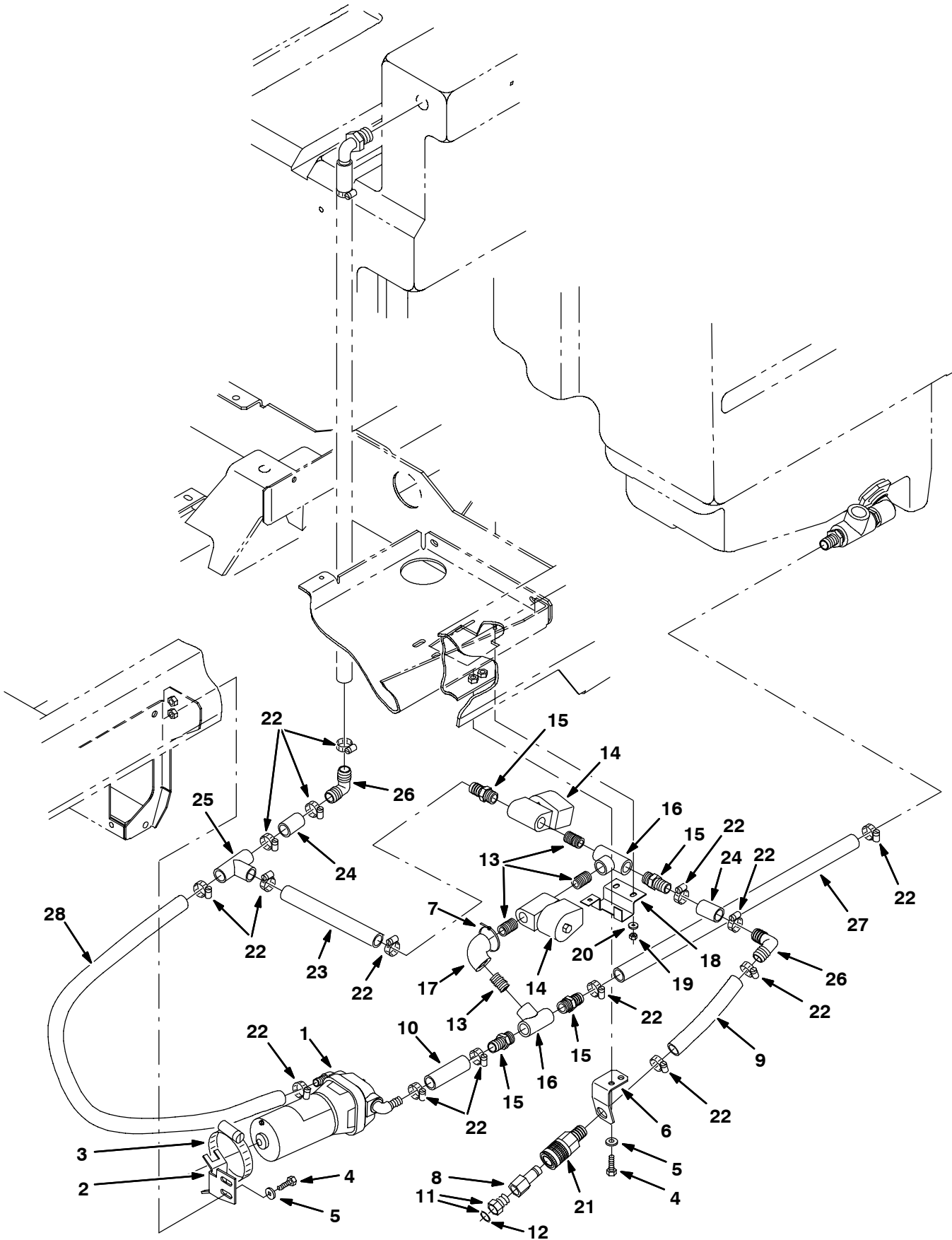
Ref.	Part No.	Serial Number	Description	Qty.
1	77221	(000000- )	Label Set, Info & Hzd	1
2	365024	(000000- )	Guide, Use and Care, 8210	1
3	364808	(000000- )	Label, Numerals 8210	1
4	364794	(000000- )	Label Set, Operatnl 8210	1

# SECTION 3

Contents	Page
Fig. 1 - ES Pump and Autofill Group (000000 - 001453) . . . . .	3-2
Fig. 2 - ES Pump and Autofill Group (001454- ) . . . . .	3-4
Fig. 3 - ES Tanks Group (000000- 001453) .	3-6
Fig. 4 - ES Tanks Group (001454- ) ..	3-8
Fig. 5 - ES Solution Tank Drain Group . . . .	3-10
Fig. 6 - Detergent Metering Kit . . . . .	3-12
Fig. 7 - Revolving Light Kit . . . . .	3-14
Fig. 8 - Revolving Light Kit, Overhead Guard	3-16
Fig. 9 - Overhead Guard Kit . . . . .	3-18
Fig. 10 - Heavy Duty Bumper Kit . . . . .	3-20
Fig. 11 - Foot Rest Kit . . . . .	3-22
Fig. 12 - Scrub Head Lift Group, Max Pro 1200 (Three-Brush) . . .	3-24
Fig. 13 - Scrub Head Group, Max Pro 1200 (Three-Brush) . . .	3-26
Fig. 14 - Scrub Head Linkage Group, Max Pro 1200 (Three-Brush) . . .	3-28
Fig. 15 - Squeegee Group, Max Pro 1200 (Three-Brush), Right Side . . . . .	3-30
Fig. 16 - Squeegee Pivot Group, Max Pro 1200 (Three-Brush), Right Side . . . . .	3-32
Fig. 17 - Squeegee Group, Max Pro 1200 (Three-Brush), Left Side . . . . .	3-34
Fig. 18 - Squeegee Hose's Group, Max Pro 1200 (Three-Brush) . . .	3-36
Fig. 19 - Max Path Side Brush Kit, Max Pro 1200 (Three Brush) . . . .	3-38
Fig. 20 - Side Brush Dust Control Kit, Max Path . . . . .	3-40
Fig. 21 - Side Brush Dust Control Kit . . . . .	3-42

Contents	Page
Fig. 22 - Vacuum Wand Kit . . . . .	3-44
Fig. 23 - Severe Enviroment Kit . . . . .	3-46
Fig. 24 - Hopper Door Light Kit . . . . .	3-48
Fig. 25 - Seat Belt Kit . . . . .	3-50
Fig. 26 - Deluxe Suspension Seat Group ..	3-52
Fig. 27 - Fire Extinguisher Kit . . . . .	3-53
Fig. 28 - Heavy Duty Engine Air Filter Kit ..	3-54
Fig. 29 - Back-up Alarm Kit . . . . .	3-56
Fig. 30 - Soft Ride Puncture Proof Tire and Wheel Assembly . . . . .	3-58
Fig. 31 - Positive Solution Control Drain Kit, Standard . . . . .	3-60
Fig. 32 - Positive Solution Control Drain Kit, ES . . . . .	3-62
Fig. 33 - Protectoseal Fuel Tank Cap Group . . . . .	3-64
Fig. 34 - Squeegee Guard Kit . . . . .	3-65
Fig. 35 - Documentation Group . . . . .	3-66

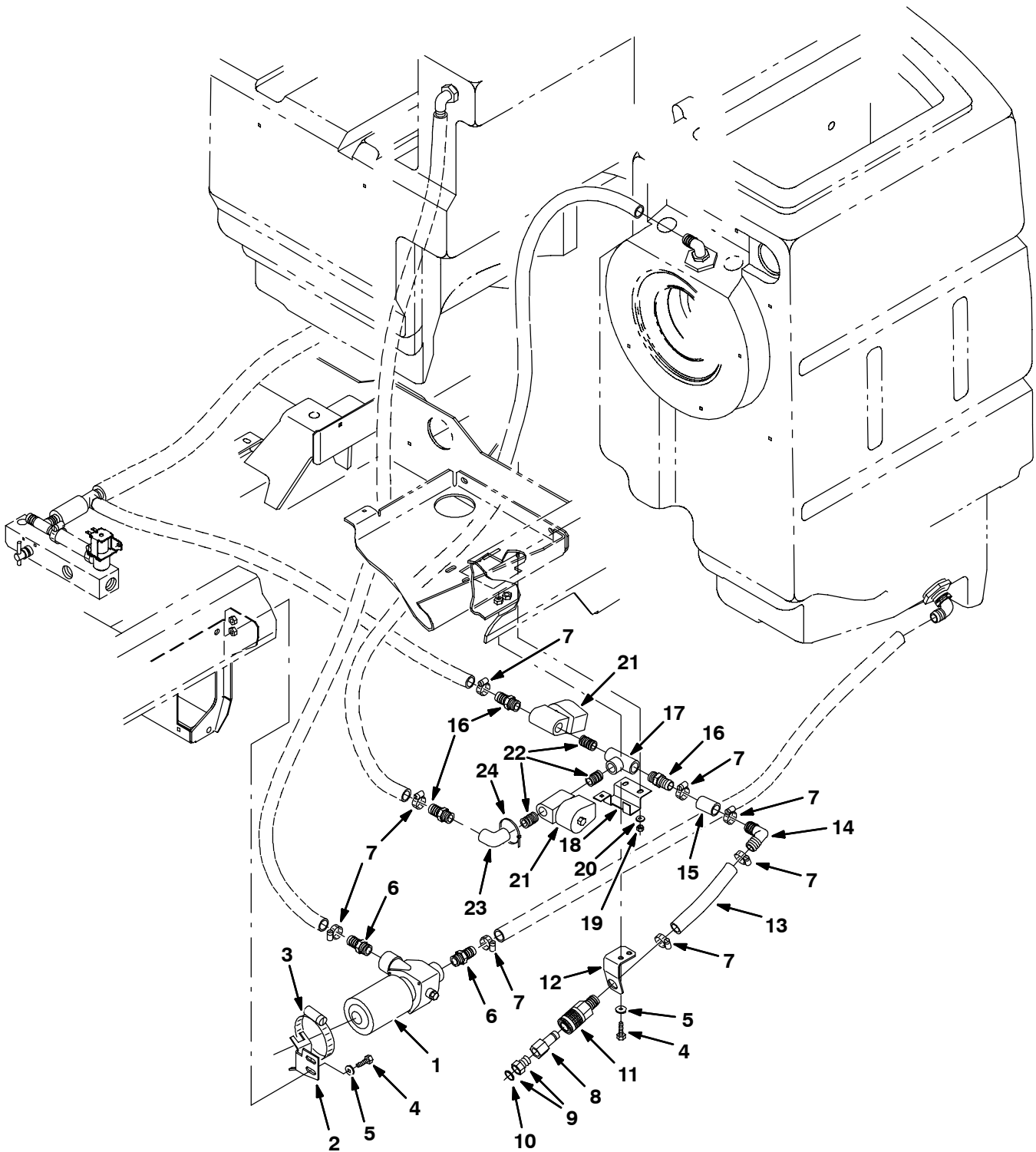
Fig. 1 - ES Pump and Autofill Group (000000 - 001453)



**Fig. 1 - ES Pump and Autofill Group (000000- 001453)**

<b>Ref.</b>	<b>Part No.</b>	<b>Serial Number</b>	<b>Description</b>	<b>Qty.</b>
1	364638	(000000-001453 )	Pump, Assy, Flowjet, (See Breakdowns)	1
2	364542	(000000-001453 )	Bracket, Mtg, Pump, ES™	1
3	17188	(000000-001453 )	Clamp, Wormdrive	1
4	09740	(000000-001453 )	Screw, Hex, M08-1.25 X 20, Ss	4
5	01685	(000000-001453 )	Washer, Flat, .31 Ss	4
6	364543	(000000-001453 )	Bracket, Quick Disconnect	1
7	49266	(000000-001453 )	Tie, Cable 1.75D Max 7.50Lg	1
8	33295	(000000-001453 )	Fitting, Qdc	1
9	364895	(000000-001453 )	Hose	1
10	364890	(000000-001453 )	Hose, Vin Brd .75ldx1.00dx3.25	1
▽	11	375322	(000000-001453 ) Kit, Fitting, Garden Hose	1
▲	12	01316	(000000-001453 ) Washer, Rbr, .12 0.66B 1.00D	1
▽		364866	(000000-001453 ) Manifold, Es 8200	1
▲	13	11442-3	(000000-001453 ) Fitting, Pipe	4
▲	14	73433	(000000-001453 ) Valve, Solenoid, 12V Dc	2
▲	15	78398	(000000-001453 ) Fitting, Plstc, Str	4
▲	16	79497	(000000-001453 ) Fitting, Plstc, Tee	2
▲	17	79572	(000000-001453 ) Fitting, Plstc, Elbow	1
	18	364545	(000000-001453 ) Bracket, Support, Auto-Fill	1
	19	08712	(000000-001453 ) Nut, Hex, Lock, M06-1.0, NI,Ss	3
	20	01684	(000000-001453 ) Washer, Flat, .25 Ss	3
	21	24105	(000000-001453 ) Fitting, Qdc, Female	1
	22	63810	(000000-001453 ) Clamp, Wormdrive	15
	23	364896	(000000-001453 ) Hose, Vin Brd .75ld1.0ld12.00l	1
	24	364899	(000000-001453 ) Hose, Vin Brd .75ld1.00d1.50l	2
	25	75119	(000000-001453 ) Fitting, Plstc, Tee	1
	26	40566	(000000-001453 ) Fitting, Plstc, Elbow	2
	27	364897	(000000-001453 ) Hose, Vin Brd .75ld1.00d30.00l	1
	28	364894	(000000-001453 ) Hose, Vin Brd .75ld1.00d35.00l	1

Fig. 2 - ES Pump and Autofill Group (001454- )

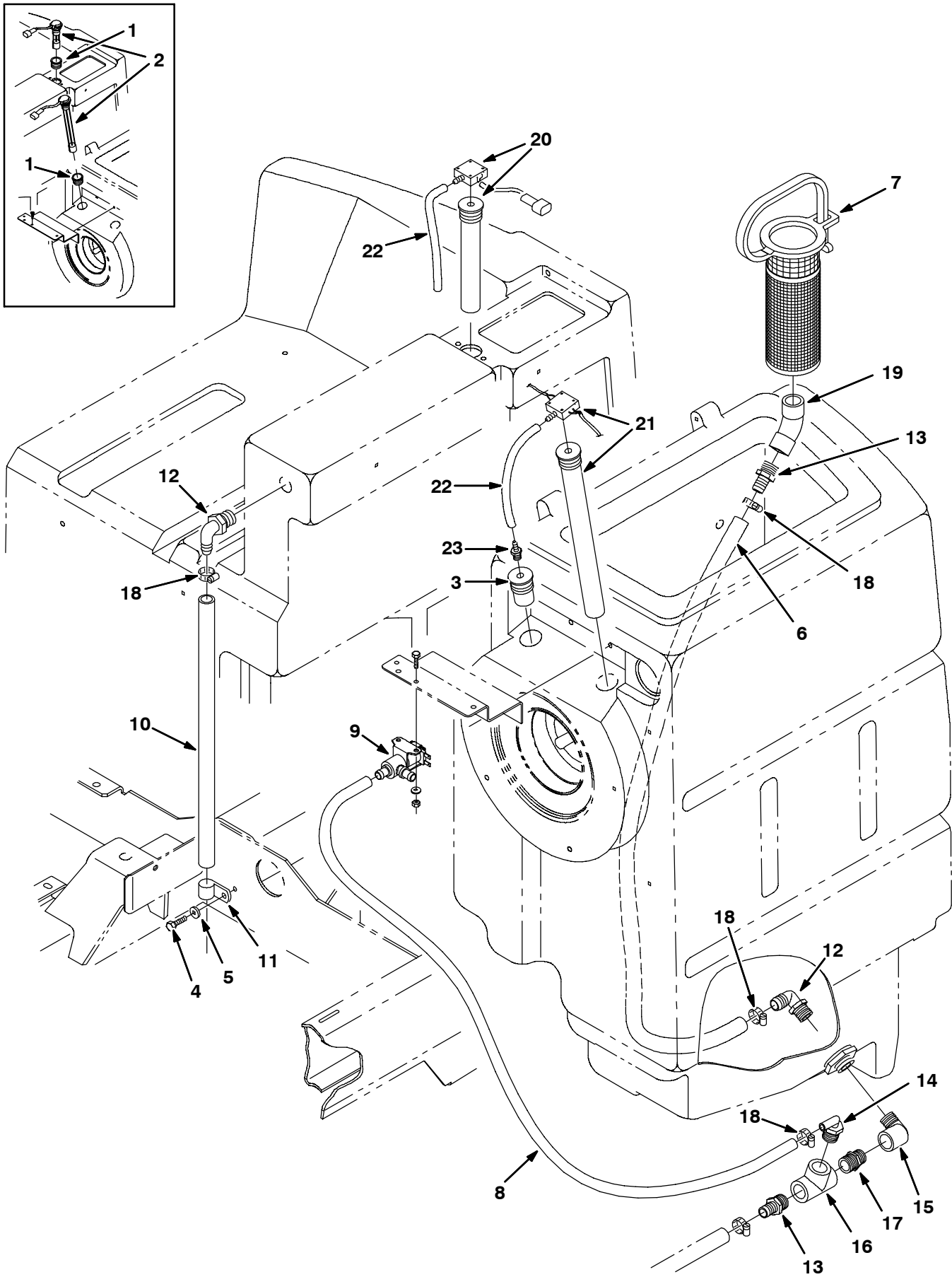




**Fig. 2 - ES Pump and Autofill Group (001454- )**

Ref.	Part No.	Serial Number	Description	Qty.	
1	1017076	(001454-	) Pump, Soltn, Impeller, 12Vdc	1	
2	364542	(001454-	) Bracket, Mtg, Pump, Es	1	
3	17188	(001454-	) Clamp, Hose, Wormdrive, 1.62-3.50d	1	
4	09740	(001454-	) Screw, Hex, M08 X 1.25 X 20, Ss	4	
5	01685	(001454-	) Washer, Flt, .31 Ss	4	
6	79273-2	(001454-	) Fitting, Plstc, Str, Bm12/Pm12	2	
7	63810	(001454-	) Clamp, Hose, Wormdrive, 0.56-1.06d	8	
8	33295	(001454-	) Fitting, Qm, Male	1	
▽	9	375322	(001454-	) Kit, Fitting, Garden Hose	1
▲	10	01316	(001454-	) Washer, Rbr, .12 0.66B 1.00D	1
11	24105	(001454-	) Fitting, Brs, Qdc, Bm12/Qf08	1	
12	364543	(001454-	) Bracket, Qdc	1	
13	364895	(001454-	) Hose, Pvc, Brd, 0.75id 1.03od 05.00l	1	
14	40566	(001454-	) Fitting, Plstc, E90, Bm12/Bm12	1	
15	364899	(001454-	) Hose, Pvc, Brd, 0.75id 1.03od 01.50l	1	
16	78398	(001454-	) Fitting, Plstc, Str, Bm12/Pm08	3	
17	79497	(001454-	) Fitting, Plstc, Tee, Pf08/Pf08/Pf08	1	
18	364545	(001454-	) Bracket, Sppt, Auto Fill	1	
19	08712	(001454-	) Nut, Hex, Lock, M06 X 1.0, NI, Ss	3	
20	01684	(001454-	) Washer, Flt, .25 Ss	6	
21	73433	(001454-	) Valve, Solenoid, 12vdc	2	
22	11442-3	(001454-	) Fitting, Pipe, Str, Pm08/Pm08 Close,Blk	3	
23	79572	(001454-	) Fitting, Plstc, E90, Pf08/Pf08	1	
24	49266	(001454-	) Tie, Cable, Nyl, 07.3l .19w 1.8 Max D	1	

Fig. 3 - ES Tanks Group (00000- 001453)



**Fig. 3 - ES Tanks Group (000000-001453)**

<b>Ref.</b>	<b>Part No.</b>	<b>Serial Number</b>	<b>Description</b>	<b>Qty.</b>
1	223528	(000000-001200 )	Grommet, Level	2
2	393320	(000000-001200 )	Kit, Press Switch, ES Level [8200/10]	1
3	385750	(001201-001453 )	Tube Assembly, 2 in	1
4	15675	(000000-001453 )	Screw, Hex, M08-1.25 X 16, Ss	1
5	01685	(000000-001453 )	Washer, Flat, .31 Ss	1
6	365191	(000000-001453 )	Hose, Vinyl	1
7	385667	(000000-001453 )	Strainer, Recovery	1
8	25603	(000000-001453 )	Hose, Vinyl, Clear	1
9	369320	(000000-001453 )	Valve,Water 12V Soleniod (Replaced by 369850)	1
10	364898	(000000-001453 )	Hose, Vin Brd .75Id1.0Od24.0OI	1
11	40678-1	(000000-001453 )	Clamp, Cable	1
12	14877	(000000-001453 )	Fitting, Elbow	2
13	79273-2	(000000-001453 )	Fitting, Plstc, Cplg	2
14	63244-3	(000000-001453 )	Fitting, Plstc, Elbow	1
15	69785	(000000-001453 )	Fitting, Plstc, Elbow	1
16	42133A	(000000-001453 )	Fitting, Plstc, Tee	1
17	24544	(000000-001453 )	Fitting, Plstc, Str	1
18	63810	(000000-001453 )	Clamp, Wormdrive	4
19	10575	(000000-001453 )	Fitting, Plastic	1
20	375429	(001201-001453 )	Kit, Replmt, Press Switch/8" Tube	1
21	375430	(001201-001453 )	Kit, Replmt, Dual Press/14" Tube	1
22	57578	(001201-001453 )	Hose, Vacuum	2
23	40607	(001201-001453 )	Fitting, Straight	1

Fig. 4 - ES Tanks Group (001454- )

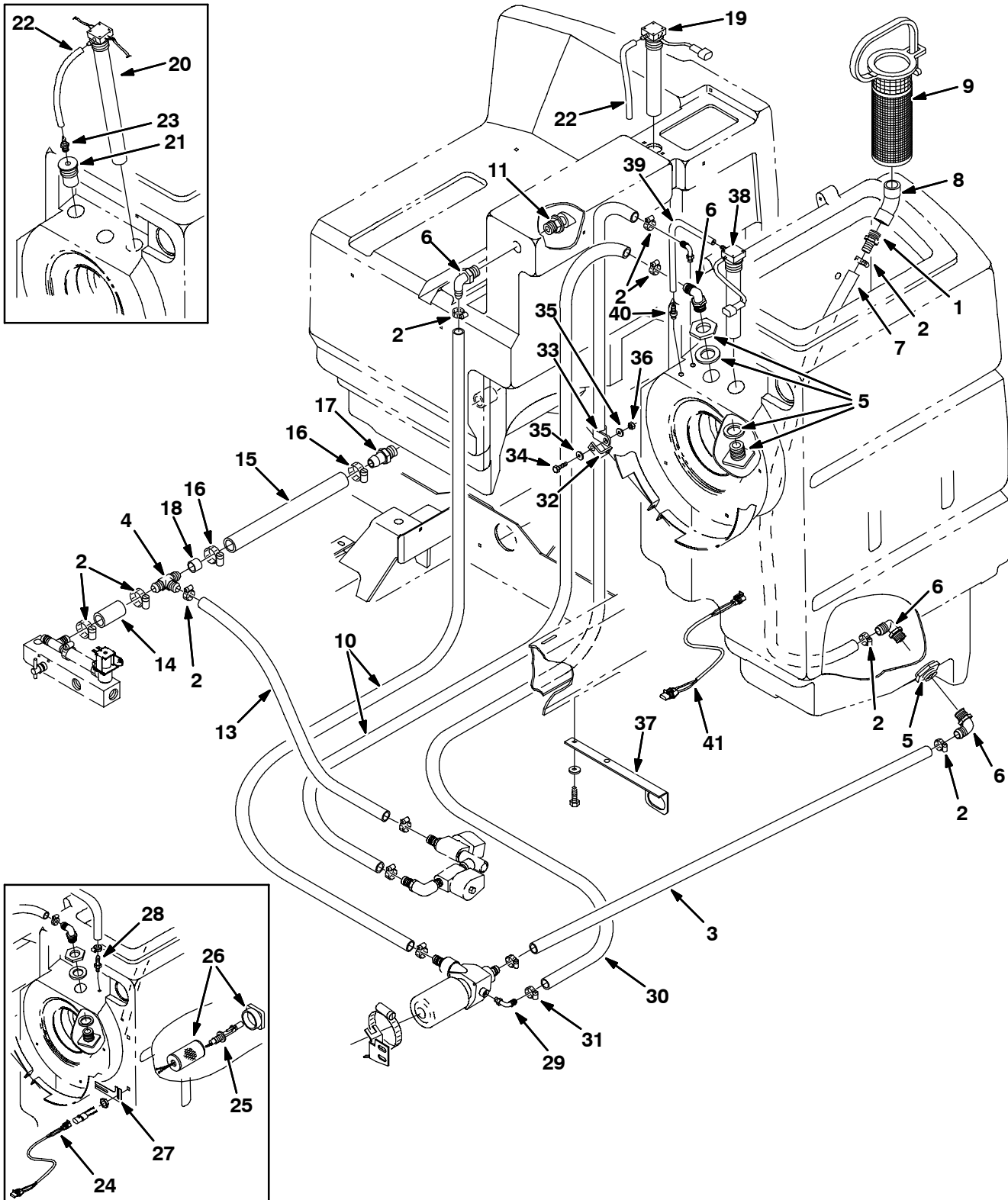
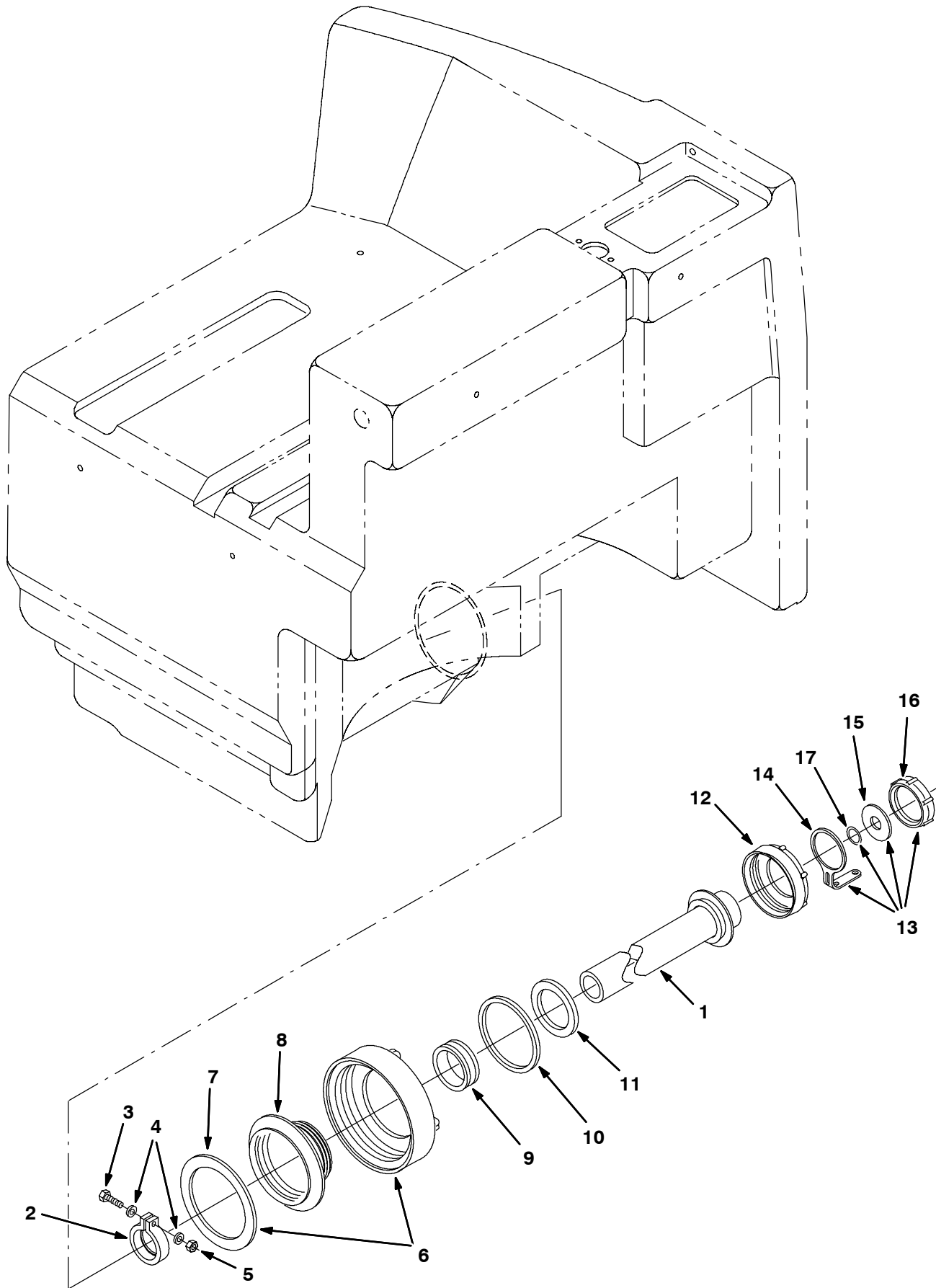


Fig. 4 - ES Tanks Group (001454- )

Ref.	Part No.	Serial Number	Description	Qty.
1	79273-2	(001454-	) Fitting, Plstc, Str, Bm12/Pm12	3
2	63810	(001454-	) Clamp, Hose, Wormdrive, 0.56-1.06d	8
3	364897	(001454-	) Hose, Pvc, Brd, 0.75id 1.03od 30.00l	1
4	75119	(001454-	) Fitting, Plstc, Tee, Bm12/Bm12/Bm12	1
5	377349	(001454-	) Fitting, Plstc, Bkhd, Pf12/Pf12	2
6	14877	(001454-	) Fitting, Plstc, E90, Bm12/Pm12	4
7	365191	(001454-	) Hose, Pvc, Wir, 0.75id 0.94od 36.00l	1
8	10575	(001454-	) Fitting, Plstc, E45, Pf12/Pf12	1
9	375424	(001454-	) Strainer, Soltn, 20mesh Cyl 3.5d 7.5l	1
10	393416	(001454-	) Hose, Vin Brd,0.75id, 53.0lg	2
11	369869	(001454-	) Valve, Check, Solution	1
12	57578	(001454-	) Hose, Vacuum, 0.16id X 08.0l	1
13	393417	(001454-	) Hose Vin Brd, 0.75id, 32.0lg	1
14	14734	(001454-	) Hose, Pvc, Brd, 0.75id 1.03od 02.60l	1
15	393419	(001454-	) Hose, Vin Brd, 1.0id, 12.0lg	1
16	11399	(001454-	) Clamp, Hose, Wormdrive, 0.81-1.50d	2
17	364620	(001454-	) Fitting, Plstc, Str, Bm16/Pm16	1
18	364712	(001454-	) Hose, Pvc, Brd, 0.75id 1.03od 00.80l	1
19	375426	(001454-	) Switch Assy, Press, 3 Inch, 8" Tube	1
20	375427	(001454-001559)	) Switch Assy, Dual Press, 14" Tube	1
21	385750	(001454-001559)	) Tube Glmnt, Sensor, Level, Soltn, 2.0l	1
22	57578	(001454-001559)	) Hose, Vacuum, 0.16id X 08.0l	1
23	40607	(001454-001559)	) Fitting, Brs, Str, Pm02/Bm03	1
24	369766	(001560-010029)	) Harness, Sensor, Jumper	2
25	222822	(001560-010029)	) Sensor, Level, Liquid, 30W [Mag]	2
26	375302	(001560-010029)	) Strainer, Soltn, Switch Guard	2
27	365414	(001560-010029)	) Plate, Align, Switch, Level, Liquid	2
28	1005375	(001454-010029)	) Fitting, Plstc, Str, Bm06/Pm02, Nyl	1
29	1005564	(001454-	) Fitting, Plstc, E90, Bm06/Pm02, Nyl	1
30	1014930	(001454-	) Hose, Afmkt, Pvc, Clr 0.38ld 8Ft	1
31	43844	(001454-	) Clamp, Hose, Wormdrive, 0.25-0.62D	2
32	77336	(001454-	) Angle, Retainer, Spring	1
33	69234	(001454-	) Clamp, Cable, Stl, 1.00D X0.62W, 1H	1
34	16931	(001454-	) Screw, hex, m8X1.25X20, 8.8	1
35	32491	(001454-	) Washer, Flat, 0.31 Std	2
36	08709	(001454-	) Nut, Hex, Lock, M8X1.25, NI	1
37	1017651	(001454-	) Angle	1
38	1014934	(010030-	) Switch Assy, Press, 3.0, 14.00, [8200]	1
39	13292	(010030-	) Hose, Vacuum, 0.16id X 05.0l	1
40	40607	(010030-	) Fitting, Brs, Str, Pm02/Bm03	1
41	391945	(010030-	) Harness, Sensor, Jumper	1

Fig. 5 - ES Solution Tank Drain Group



**Fig. 5 - ES Solution Tank Drain Group**

	<b>Ref.</b>	<b>Part No.</b>	<b>Serial Number</b>	<b>Description</b>	<b>Qty.</b>
▽		223533	(000000-	) Hose Assy, Drain	1
▲	1	24174	(000000-	) Hose, Drain	1
▲	2	41454	(000000-	) Clamp, Hose	1
▲	3	12316	(000000-	) Screw, Hex, M05-0.8 X 25, Ss	1
▲	4	01683	(000000-	) Washer, Flat, #10 Ss	2
▲	5	09739	(000000-	) Nut, Hex, Lock, M05-0.8, NI,Ss	1
▲▽	6	24358	(000000-	) Cover Assy	1
▲▲	7	375200	(000000-	) Gasket, Lid	1
▲	8	14864	(000000-	) Cover, Insert	1
▲	9	41421	(000000-	) Seal, Hose	1
▲	10	79320	(000000-	) Gasket	1
▲	11	41451	(000000-	) Gasket	1
▲	12	14880	(000000-	) Cap, Drain Hose	1
▲▽	13	32501	(000000-	) Kit, Cap, Drain	1
▲▲	14	32508	(000000-	) Strap Cap Retainer	1
▲▲	15	32614	(000000-	) Gasket	1
▲▲	16	32613	(000000-	) Cap, Drain	1
▲▲	17	32669	(000000-	) Ring, Retaining	1

Fig. 6 - Detergent Metering Kit

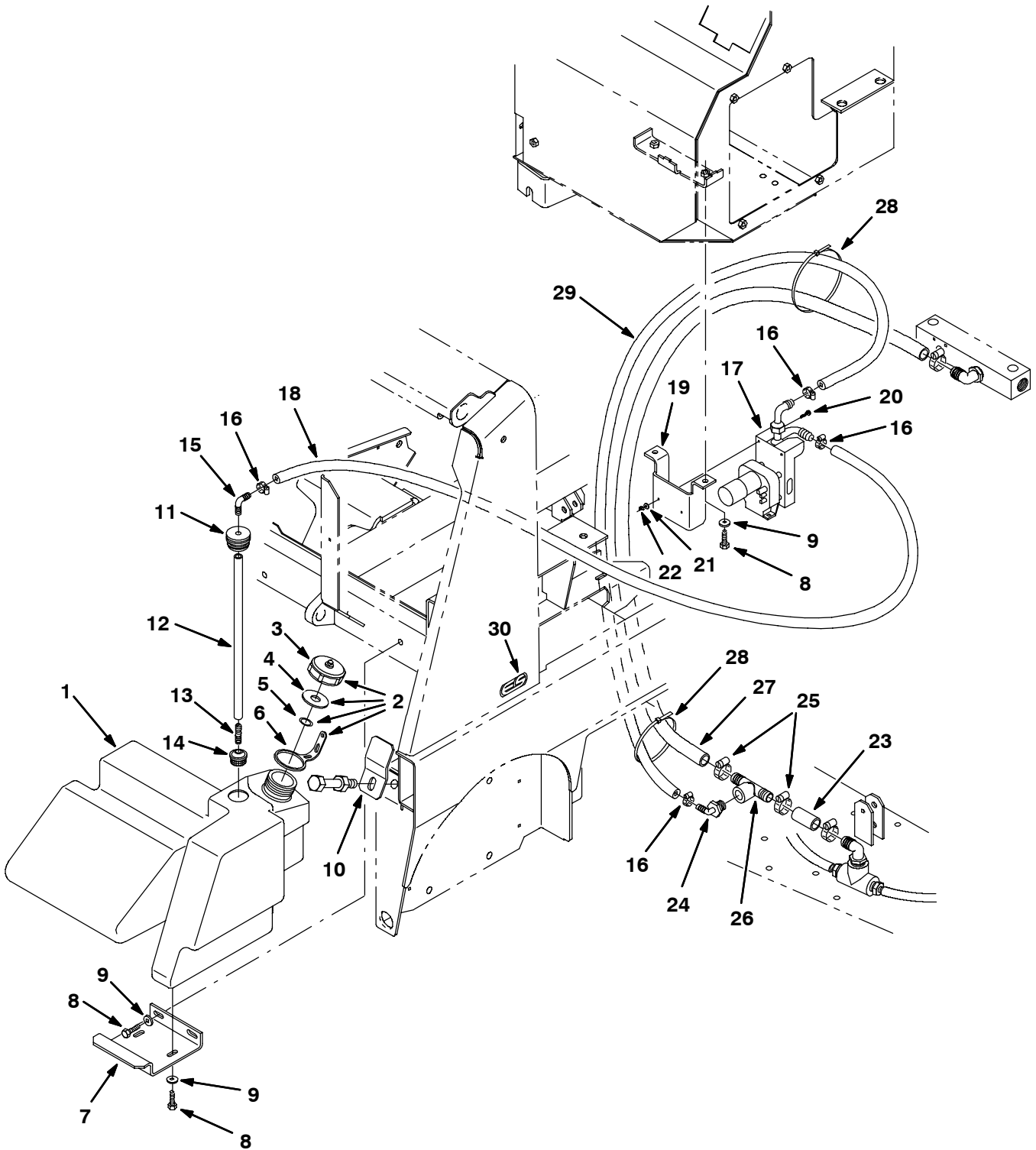
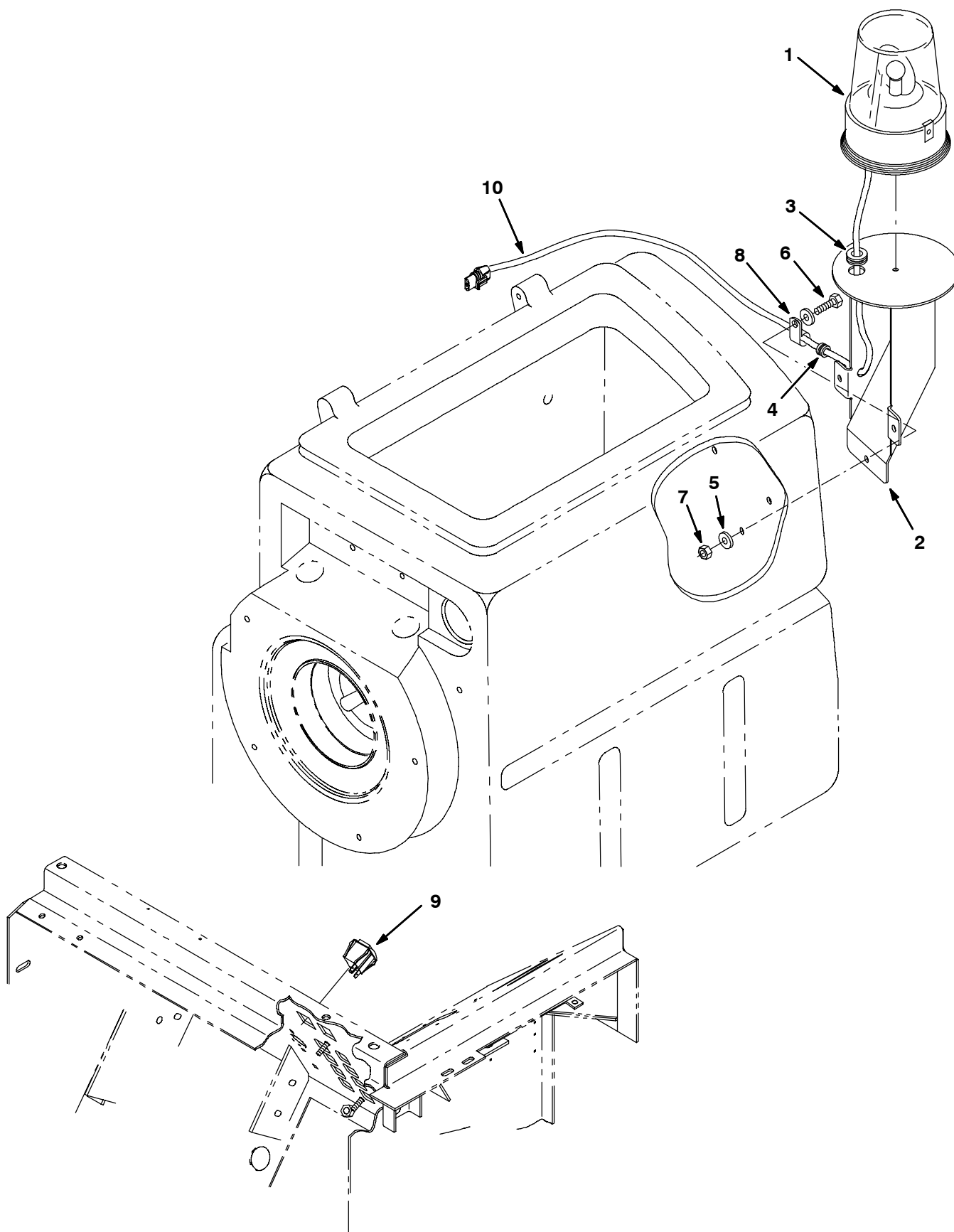




Fig. 6 - Detergent Metering Kit

	Ref.	Part No.	Serial Number	Description	Qty.
▽		365201	(000000-	) Metering Kit, Detergent	1
▲	1	364421	(000000-	) Tank, Detergent	1
▲▽	2	32501	(000000-	) Kit, Cap, Drain	1
▲▲	3	32613	(000000-	) Cap, Drain	1
▲▲	4	32614	(000000-	) Gasket	1
▲▲	5	32669	(000000-	) Ring, Retaining	1
▲▲	6	32508	(000000-	) Strap Cap Retainer	1
▲	7	364424	(000000-	) Bracket, Detergent Tank	1
▲	8	09740	(000000-	) Screw, Hex, M08-1.25 X 20, Ss	6
▲	9	01685	(000000-	) Washer, Flat, .31 Ss	6
▲	10	364666	(000000-	) Bracket, Tank Hold Down	1
▲	11	20944	(000000-	) Grommet	1
▲	12	365113	(000000-	) Hose, Vinyl, Clr Nylon Reinf	1
▲	13	20950	(000000-	) Fitting	1
▲	14	20952	(000000-	) Screen, Pump, Detergent	1
▲	15	20951	(000000-	) Fitting	1
▲	16	43844	(000000-	) Clamp, Wormdrive	4
▲	17	73260	(000000-	) Pump, Detergent Metering (See Breakdowns)	1
▲	18	364669	(000000-	) Hose, Vinyl, Clr Nylon Reinf	1
▲	19	364654	(000000-	) Bracket, Detergent Pump	1
▲	20	24265	(000000-	) Screw, Pan, M04-0.7 X 16, Ss	2
▲	21	41579	(000000-	) Washer, Flat, #08 Ss	4
▲	22	02850	(000000-	) Nut, Hex, Lock, M04-0.7, NI	2
▲	23	365150	(000000-	) Hose, Vinyl	1
▲	24	79484	(000000-	) Fitting, Plstc, Elbow	1
▲	25	11399	(000000-	) Clamp, Wormdrive	2
▲	26	365096	(000000-	) Ftg, Plastic Tee 16Bm,12Pf,16B	1
▲	27	365094	(000000-	) Hose, Special 3/4 X26.5Lg W/1.	1
▲	28	49266	(000000-	) Tie, Cable 1.75D Max 7.50Lg	2
▲	29	364668	(000000-	) Hose, Vinyl, Clr Nylon Reinf	1
	30	222604	(000000-	) Label, ES Logo, Off-White	2

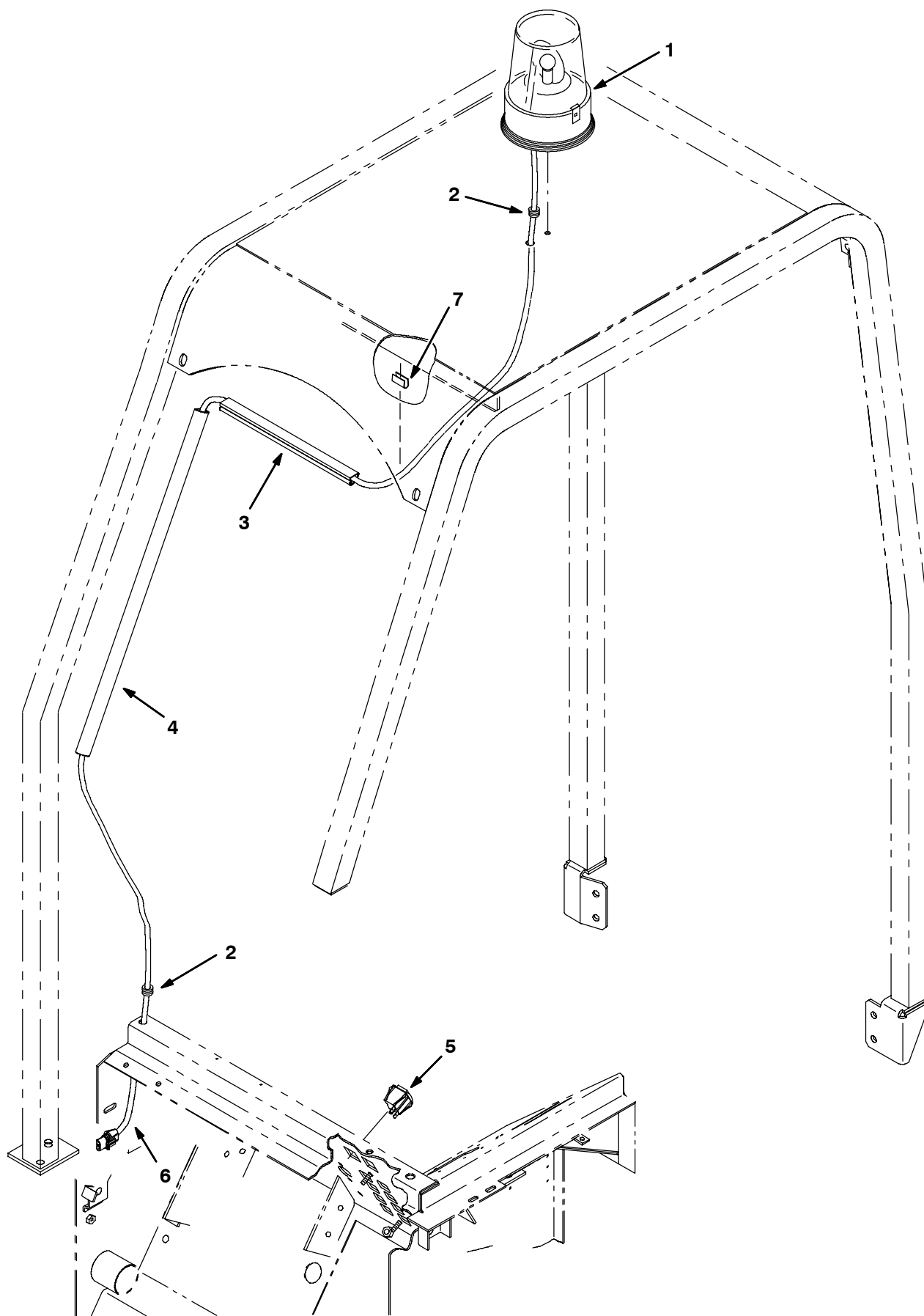
Fig. 7 - Revolving Light Kit



**Fig. 7 - Revolving Light Kit**

	<b>Ref.</b>	<b>Part No.</b>	<b>Serial Number</b>	<b>Description</b>	<b>Qty.</b>
▽		364881	(000000-	) Light Kit, Rev, 8200 8210	1
▲▽	1	361975	(000000-	) Light, Rev, Amber, 12V	1
▲▲		44681-1	(000000-	) Lens,Rev.Light,Amber	1
▲▲		45779	(000000-	) Lamp	1
▲	2	364884	(000000-	) Channel Wldt, Revolve Light	1
▲	3	10632-9	(000000-	) Grommet, Rubber	1
▲	4	10632-12	(000000-	) Grommet, Rubber	1
▲	5	32087	(000000-	) Washer, Sealing	3
▲	6	09011	(000000-	) Screw, Hex, M08-1.25 X 30, Ss	3
▲	7	08713	(000000-	) Nut, Hex, Lock, M08-1.25,NI,Ss	3
▲	8	46236	(000000-	) Clamp, Cable	1
▲	9	360520	(000000-	) Switch, Rocker, Spdt, 3Pos	1
▲	10	364887	(000000-	) Harness, Light, Revolve, Tank	1
		44681	(000000-	) Lens, Revolving Light, Red	1
		44681-2	(000000-	) Lens, Revolving Light, Blue	1

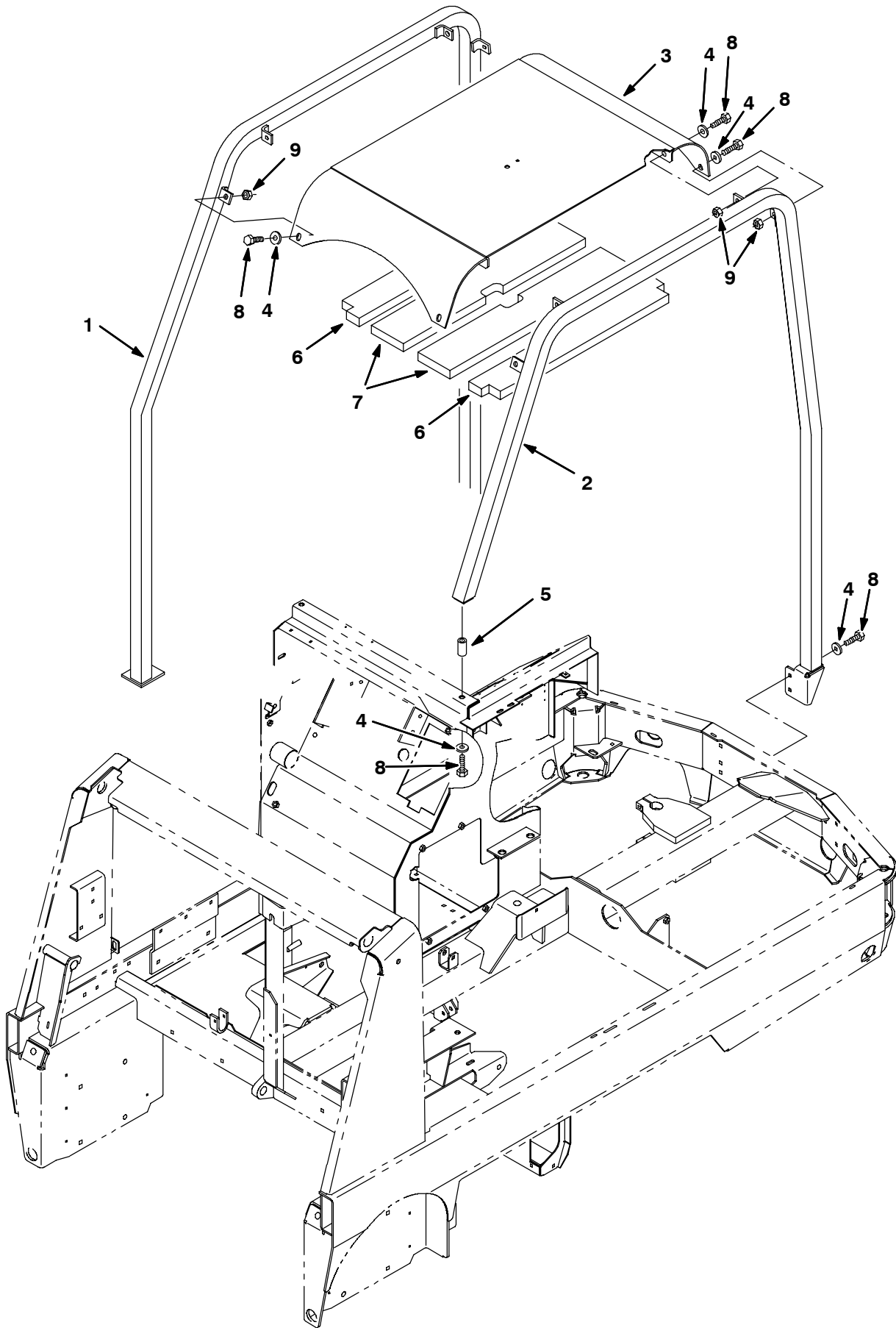
Fig. 8 - Revolving Light Kit, Overhead Guard



**Fig. 8 - Revolving Light Kit, Overhead Guard**

	<b>Ref.</b>	<b>Part No.</b>	<b>Serial Number</b>	<b>Description</b>	<b>Qty.</b>
▽		365036	(000000-	) Light Kit, Rev. Ohg	1
▲▽	1	361975	(000000-	) Light, Rev, Amber, 12V	1
▲▲		44681-1	(000000-	) Lens,Rev.Light,Amber	1
▲▲		45779	(000000-	) Lamp	1
▲▲	2	10632-12	(000000-	) Grommet, Rubber	2
▲▲	3	365032	(000000-	) Duct, Vinyl	1
▲	4	365033	(000000-	) Duct, Vinyl	1
▲	5	360520	(000000-	) Switch, Rocker, Spdt, 3Pos	1
▲	6	364183	(000000-	) Harness, Revolving Light, 8200	1
▲	7	361160	(000000-	) Molding, Rigid	1
		44681	(000000-	) Lens, Revolving Light, Red	1
		44681-2	(000000-	) Lens, Revolving Light, Blue	1

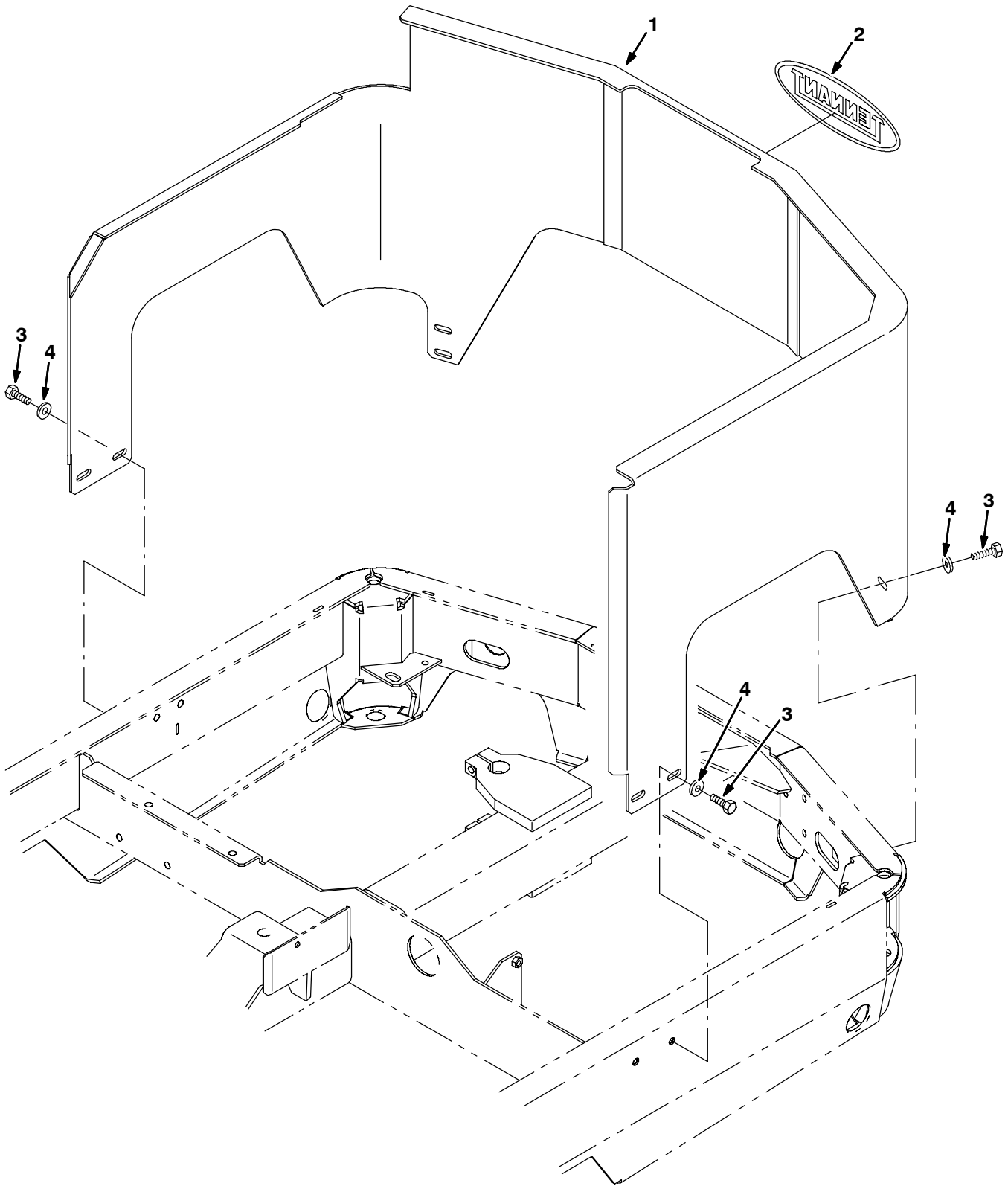
Fig. 9 - Overhead Guard Kit



**Fig. 9 - Overhead Guard Kit**

	<b>Ref.</b>	<b>Part No.</b>	<b>Serial Number</b>	<b>Description</b>	<b>Qty.</b>
▽		364573	(000000-	) Guard Kit, Overhead	1
▲	1	365203	(000000-	) Tube Wldt, Leg, Ohg, Rh	1
▲	2	365204	(000000-	) Tube Wldt, Leg, Ohg, Lh	1
▲	3	364570	(000000-	) Guard Wldt, Ohg, Top	1
▲	4	32492	(000000-	) Washer, Flat, 0.38 Std	21
▲	5	364953	(000000-	) Sleeve, .88D, .50B, 1.63L	1
▲	6	365034	(000000-	) Insulation, Soundfoam	2
▲	7	365035	(000000-	) Insulation, Soundfoam	2
▲	8	03192	(000000-	) Screw, Hex, M10 X 1.5 X 30, 8.8	13
▲	9	41430	(000000-	) Nut, Hex, Lock, M10 X 1.5, NI	8

Fig. 10 - Heavy Duty Bumper Kit





**Fig. 10 - Heavy Duty Bumper Kit**

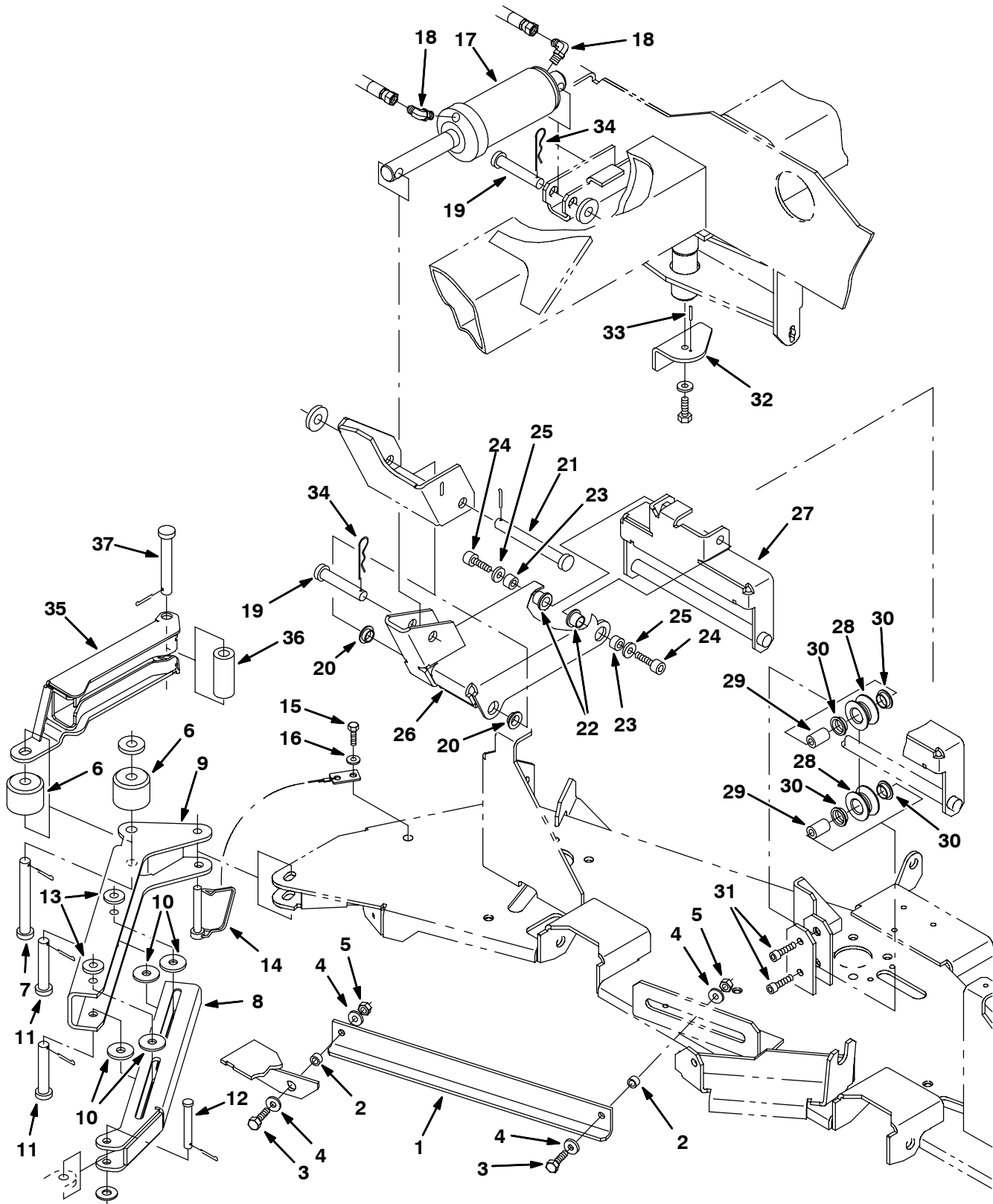
	<b>Ref.</b>	<b>Part No.</b>	<b>Serial Number</b>	<b>Description</b>	<b>Qty.</b>
▽		364680	(000000-	) Bumper Kit, Heavy Duty	1
▲	1	364630	(000000-	) Bumper Wldt, Heavy Duty	1
▲	2	86877	(000000-	) Label, Logo	1
▲	3	39283	(000000-	) Screw, Hex, M10 X 1.5 X 25, 8.8	8
▲	4	32492	(000000-	) Washer, Flat, 0.38 Std	8



**Fig. 11 - Foot Rest Kit**

	<b>Ref.</b>	<b>Part No.</b>	<b>Serial Number</b>	<b>Description</b>	<b>Qty.</b>
▽		364921	(000000-	) Foot Rest, Kit, 8200 Line	1
▲	1	364705	(000000-	) Bracket, Foot Rest	1
▲	2	364706	(000000-	) Plate, Foot Rest	1
▲	3	364707	(000000-	) Plate, Support, Foot Rest	1
▲	4	08182	(000000-	) Pin, Cotter, .125 X 1.00	1
▲	5	67290	(000000-	) Pin, Clevis	1
▲	6	365053	(000000-	) Floormat, W/Footrest	1
▲	7	82839	(000000-	) Pad	1
▲	8	12273	(000000-	) Screw, Hex, M8 X 1.25 X 20, Ss, NI	2
▲	9	01685	(000000-	) Washer, Flat, 0.31 Ss	4
▲	10	09740	(000000-	) Screw, Hex, M8 X 1.25 X 20, Ss	2

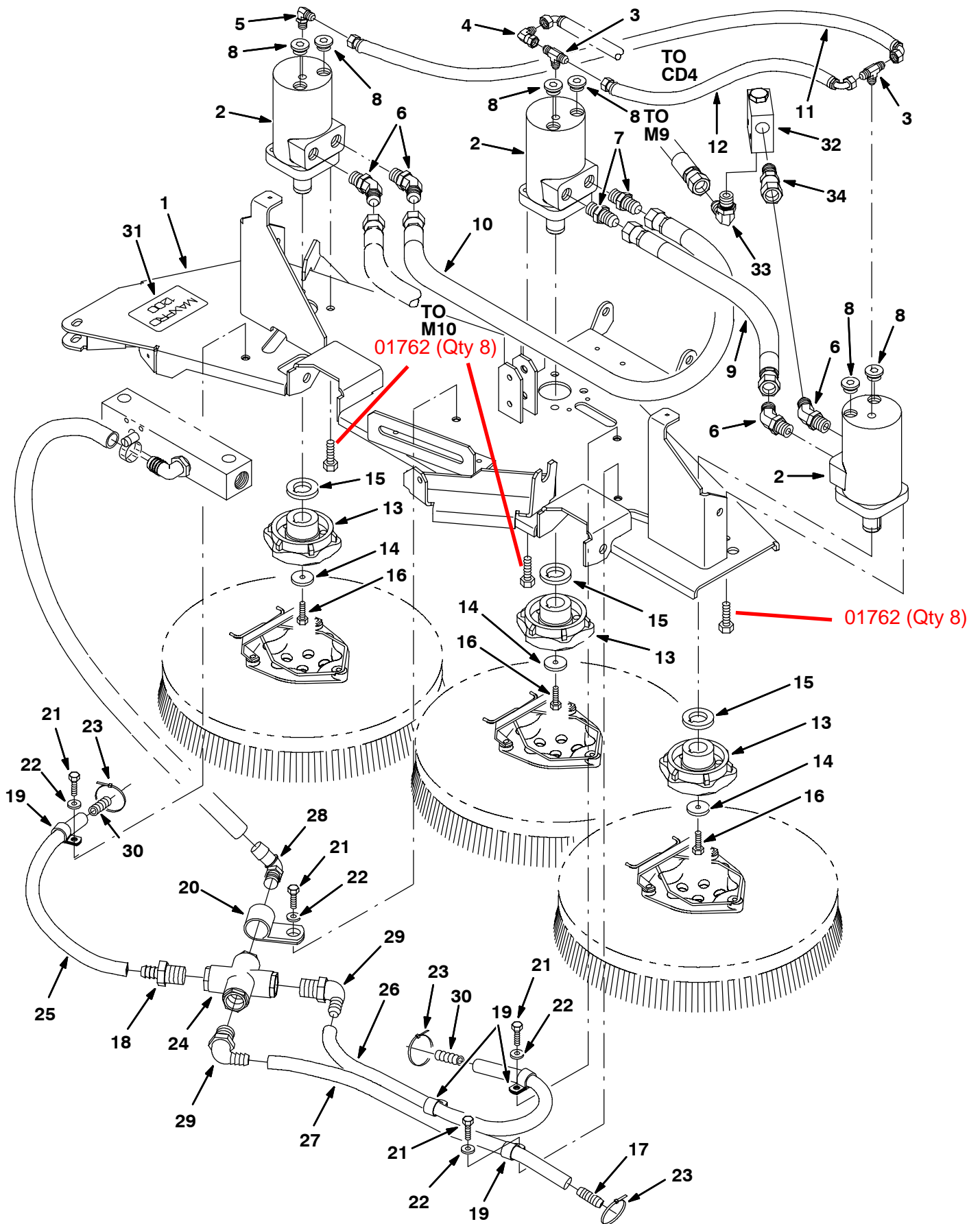
**Fig. 12 - Scrub Head Lift Group, Max Pro 1200 (Three-Brush)**



**Fig. 12 - Scrub Head Lift Group, Max Pro 1200 (Three-Brush)**

<b>Ref.</b>	<b>Part No.</b>	<b>Serial Number</b>	<b>Description</b>	<b>Qty.</b>
1	364447	(000000-	) Arm, Stop, Kick-in	1
2	222460	(000000-	) Sleeve	2
3	09011	(000000-	) Screw, Hex, M08-1.25 X 30, Ss	2
4	01685	(000000-	) Washer, Flat, .31 Ss	4
5	08713	(000000-	) Nut, Hex, Lock, M08-1.25,Nl,Ss	2
6	365234	(000000-	) Roller, 1.75D X 1.22L	2
7	67290	(000000-	) Pin, Clevis	1
8	364737	(000000-	) Channel, Inner, Guard, 3-Br-Hd	1
9	364738	(000000-	) Channel, Outer, Guard, 3-Br-Hd	1
10	364749	(000000-	) Washer, .406B 1.25D .12Poly	4
11	365180	(000000-	) Pin, Clevis	2
12	17461	(000000-	) Pin, Clevis	1
13	01686	(000000-	) Washer, Flat, .38 Ss	2
14	365030	(000000-	) Pin, Snapper, .375 X 2.25	1
15	24199	(000000-	) Screw, Hex, M05-0.8 X 16, Ss	1
16	01683	(000000-	) Washer, Flat, #10 Ss	1
17	54096	(000000-	) Cylinder, Hyd	1
18	77097	(000000-	) Fitting, Hyd, Elbow	2
19	51534	(000000-	) Pin, Clevis	2
20	15648	(000000-	) Bearing, Flange	2
21	51225	(000000-	) Pin, Clevis	1
22	04843	(000000-	) Bearing, Flange	2
23	222556	(000000-	) Sleeve	2
24	374174	(000000-	) Screw, Soc, M08 X 1.25 X 20, 12.9	2
25	01685	(000000-	) Washer, Flat, .31 Ss	2
26	364625	(000000-	) Wldt, Lift Arm, Scrubhd, 3-Br	1
27	364432	(000000-	) Lift Rail, Scrub Head	1
28	363120	(000000-	) Roller	2
29	222277	(000000-	) Sleeve	2
30	04843	(000000-	) Bearing, Flange	4
31	374190	(000000-	) Screw, Scoc, M8X1.25X45, 12.9	2
32	364734	(000000-	) Angle, Up-Stop, Rear, 3-Br-Hd	1
33	20021	(000000-	) Pin	1
34	44906	(000000-	) Pin, Hair Cotter	2
35	365231	(000000-	) Guard, Squeegee, RH	1
36	365239	(000000-	) Roller, .975D X .506B X 2.28L	1
37	23683	(000000-	) Pin, Clevis	1

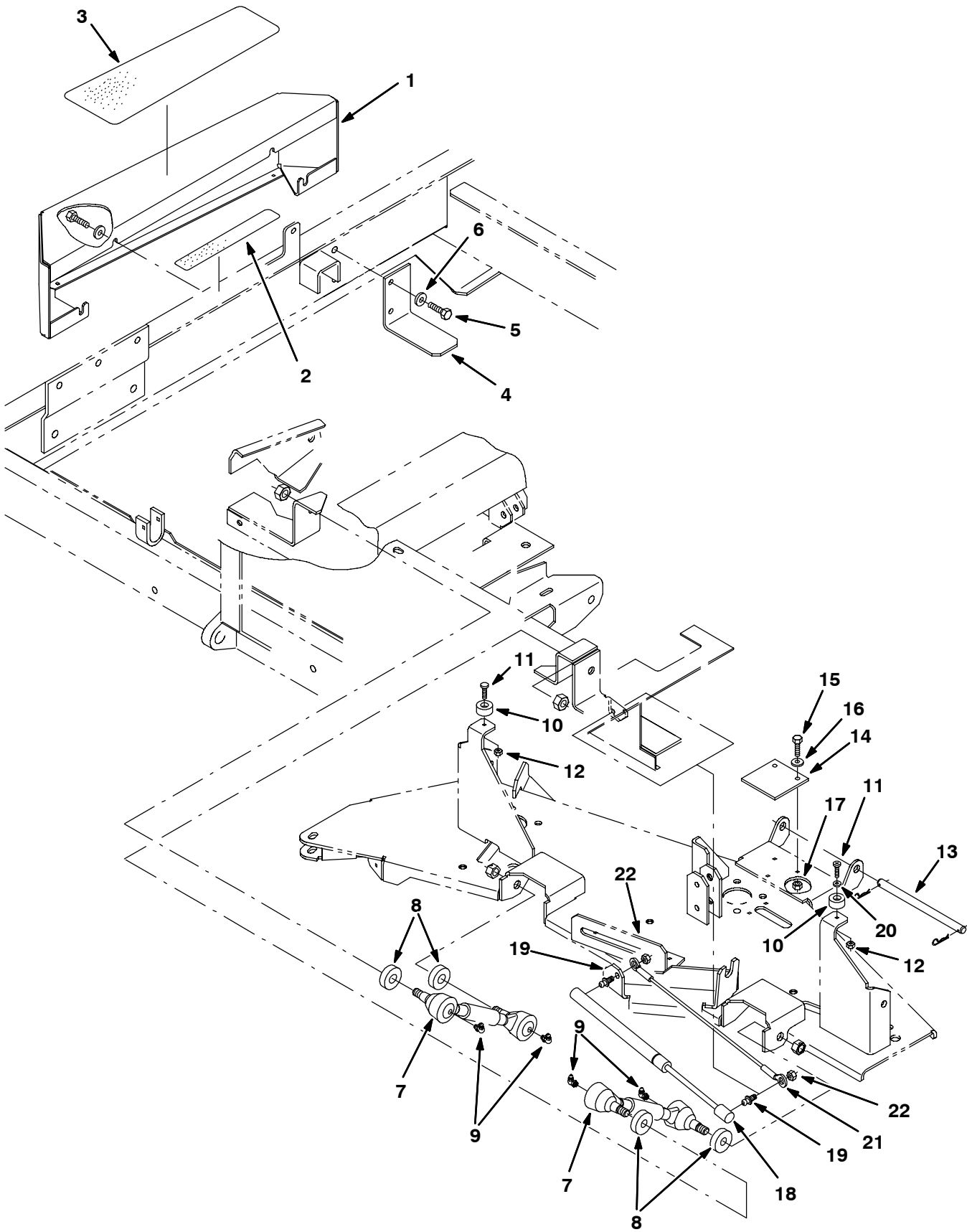
Fig. 13 - Scrub Head Group, Max Pro 1200 (Three-Brush)



**Fig. 13 - Scrub Head Group, Max Pro 1200 (Three-Brush)**

<b>Ref.</b>	<b>Part No.</b>	<b>Serial Number</b>	<b>Description</b>	<b>Qty.</b>
1	364505	(000000-	) Frame Wldt, Scrubhd, 3-Br-Hd	1
2	364105	(000000-	) Motor, Hyd Gear (See Breakdown)	3
3	31599	(000000-	) Fitting, Hyd, Tee	2
4	39210	(000000-	) Fitting, Hyd, Elbow	1
5	77097	(000000-	) Fitting, Hyd, Elbow	1
6	47513	(000000-	) Fitting, Hyd, Elbow	4
7	56692	(000000-	) Fitting, Hyd, Str	2
8	13907	(000000-	) Plug	6
9	365008	(000000-	) Hose-Hyd Ar 04 Jf/Jf	1
10	365009	(000000-	) Hose-Hyd Ar 04 Jf/Jf	1
11	02205	(000000-	) Hose, Hyd	1
12	34420	(000000-	) Hose, Hyd	1
13	72625	(000000-	) Hub, Brush	3
14	19191	(000000-	) Spacer	3
15	25611	(000000-	) Spacer	3
16	01698	(000000-	) Screw, Hex, .25-20 X 1.00, Ss	3
17	364631	(000000-	) Ftg, Plastic, Str, 1/2In	1
18	365095	(000000-	) Ftg, Plastic Str 10Bm X 12Pm	1
19	67767	(000000-	) Clamp, Cable	4
20	86328	(000000-	) Clamp	1
21	12273	(000000-	) Screw, Hex, M08-1.25 X 20, Ss	5
22	01685	(000000-	) Washer, Flat, .31 Ss	5
23	49266	(000000-	) Tie, Cable 1.75D Max 7.50Lg	3
24	365149	(000000-	) Manifold, 3 Head .75-Npt	1
25	12685	(000000-	) Hose, Vinyl, Clear	1
26	49398	(000000-	) Hose, Clear	1
27	45487-6	(000000-	) Hose, Vinyl, Clear	1
28	18595	(000000-	) Fitting, Plstc, Elbow	1
29	73468	(000000-	) Fitting, Plstc, Elbow	2
30	365164	(000000-	) Ftg, Str, .62	2
31	365156	(000000-	) Label Set, Maxpro	1
32	364120	(000000-	) Valve, Check	1
33	44868	(000000-	) Fitting, Hyd, Elbow	1
34	35255	(000000-	) Fitting, Hyd, Str	1

Fig. 14 - Scrub Head Linkage Group, Max Pro 1200 (Three-Brush)

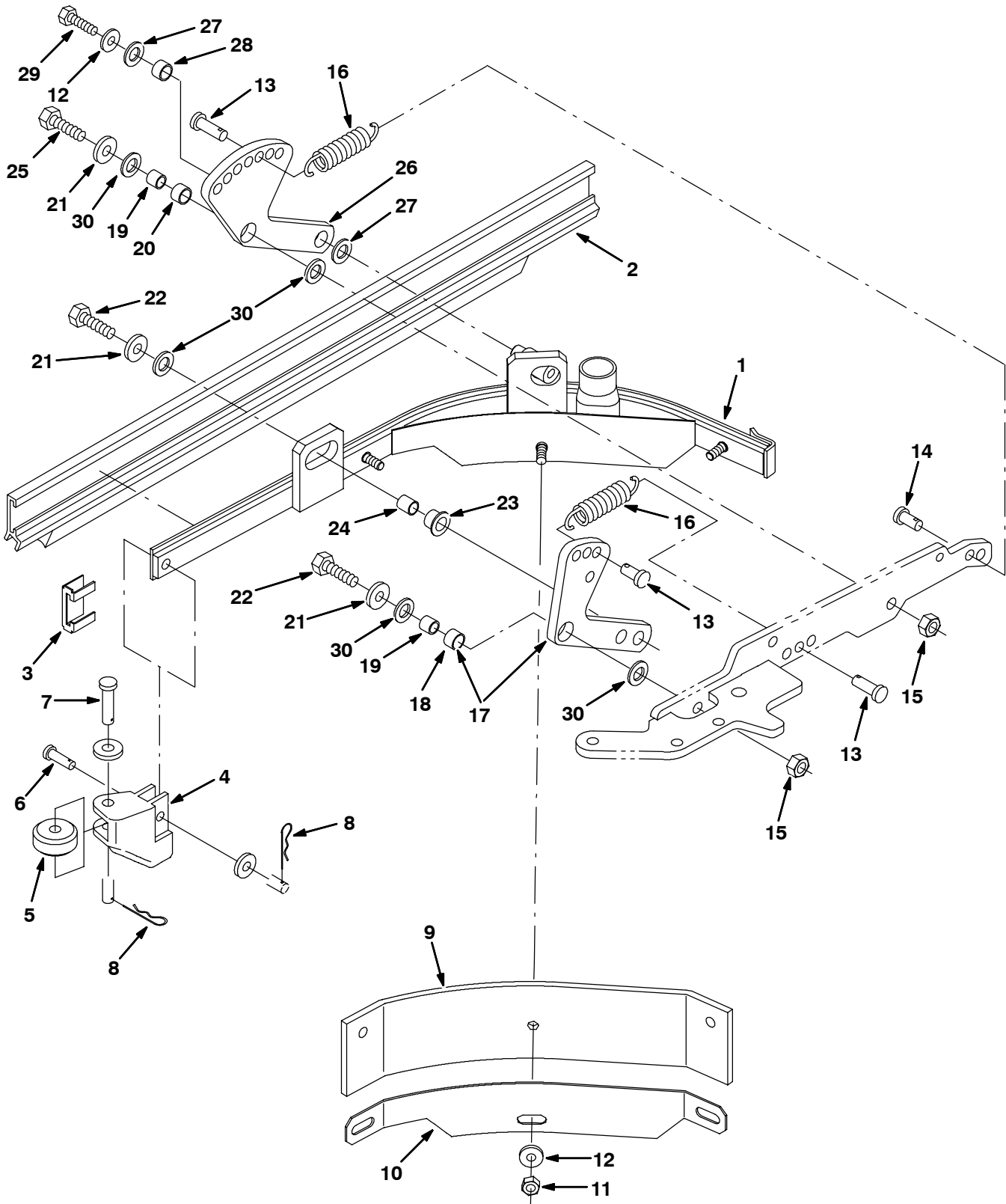




**Fig. 14 - Scrub Head Linkage Group, Max Pro 1200 (Three-Brush)**

<b>Ref.</b>	<b>Part No.</b>	<b>Serial Number</b>	<b>Description</b>	<b>Qty.</b>
1	364751	(000000-	) Bumper, Side, Mp1200, Hyd	1
2	86798	(000000-	) Pad	1
3	364835	(000000-	) Tread, Floor, 4.8 X 15.0	1
4	364735	(000000-	) Angle, Up-Stop, Rgt, 3-Br-Hd	1
5	09740	(000000-	) Screw, Hex, M08-1.25 X 20, Ss	2
6	01685	(000000-	) Washer, Flat, .31 Ss	2
7	363113	(000000-	) Link Wldt, Head, Drag	2
8	14524	(000000-	) Spacer	4
9	09718	(000000-	) Fitting, Grease	4
10	82921	(000000-	) Bumper, Rubber	2
11	24196	(000000-	) Screw, Pan, M05-0.8 X 20, Ss	2
12	09739	(000000-	) Nut, Hex, Lock, M05-0.8, NI,Ss	2
13	364736	(000000-	) Pin, Headless, .50 Dia X 7.50	1
14	364420	(000000-	) Plate, Wear, Uhmw	1
15	08716	(000000-	) Screw, Hex, M06-1.0 X 20, Ss	2
16	01684	(000000-	) Washer, Flat, .25 Ss	2
17	08712	(000000-	) Nut, Hex, Lock, M06-1.0, NI,Ss	2
18	364858	(000000-	) Spring, Gas 56Lb	1
19	58494	(000000-	) Stud, Ball, Gas Spring	2
20	01683	(000000-	) Washer, Ss	2
21	364404	(000000-	) Cable, Scrub Head 15.5L	1
22	14725	(000000-	) Nut, Retainer, .31-18	2

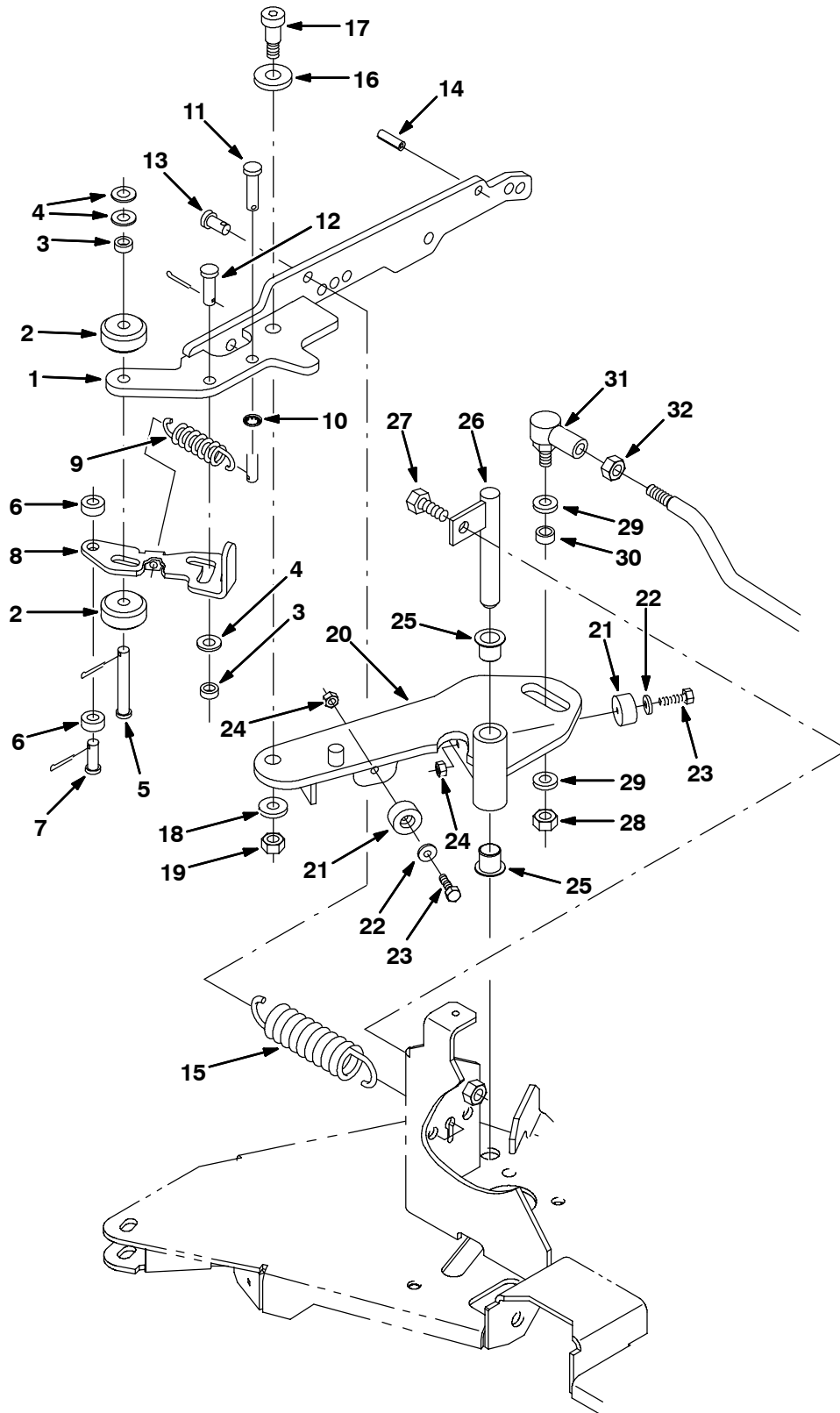
**Fig. 15 - Squeegee Group, Max Pro 1200 (Three-Brush), Right Side**



**Fig. 15 - Squeegee Group, Max Pro 1200 (Three-Brush), Right Side**

<b>Ref.</b>	<b>Part No.</b>	<b>Serial Number</b>	<b>Description</b>	<b>Qty.</b>
1	365148	(000000-	) Frame Assy, Squeegee 8210	1
2	364655	(000000-	) Blade Assy, Side Squeegee, Rh	1
2	365395	(000000-	) Blade Assy, Side Squeegee, Rh Urethane (1200)	1
3	86759	(000000-	) Retainer, Squeegee	1
4	77333	(000000-	) Guide	1
5	77331	(000000-	) Roller	1
6	69582	(000000-	) Pin, Clevis	1
7	29558	(000000-	) Pin, Clevis	1
8	08085	(000000-	) Pin, Hair Cotter	2
9	364663	(000000-	) Blade, Inner, Rh	1
10	364664	(000000-	) Retainer, Rh	1
11	41437	(000000-	) Nut, Hex, Lock, .31-18, NI, Ss	3
12	01685	(000000-	) Washer, Flat, .31 Ss	4
13	86240	(000000-	) Pin, Clevis	3
14	41305	(000000-	) Pin, Clevis	1
15	08714	(000000-	) Nut, Hex, Lock, M10-1.5, NI,Ss	2
16	87816	(000000-	) Spring, Extension	2
▽	17	393406	(000000-) Arm Assembly, Squeegee, Front	1
▲	18	71607	(000000-) Bushing, Sleeve, 0.63b 0.72d 0.38l	1
	19	71608	(000000-) Sleeve	2
	20	71607	(000000-) Bearing	1
	21	01686	(000000-) Washer, Flat, .38 Ss	3
	22	09740	(000000-) Screw, Hex, M08-1.25 X 20, Ss	2
	23	25730	(000000-) Bearing, Flange	1
	24	25736AM	(000000-) Tube, 0.62d 0.41b 0.6l, Ss, Cham	1
	25	77347	(000000-) Screw, Hex, M10-1.5 X 35, Ss	1
	26	364223	(000000-) Arm, Squeegee, Rear	1
	27	86860	(000000-) Bearing, Thrust	2
	28	64173AM	(000000-) Bushing, Sleeve, 0.50b 0.59d 0.38l, Stl	1
	29	09011	(000000-) Screw, Hex, M08-1.25 X 30, Ss	1
	30	64425	(000000-) Washer	5

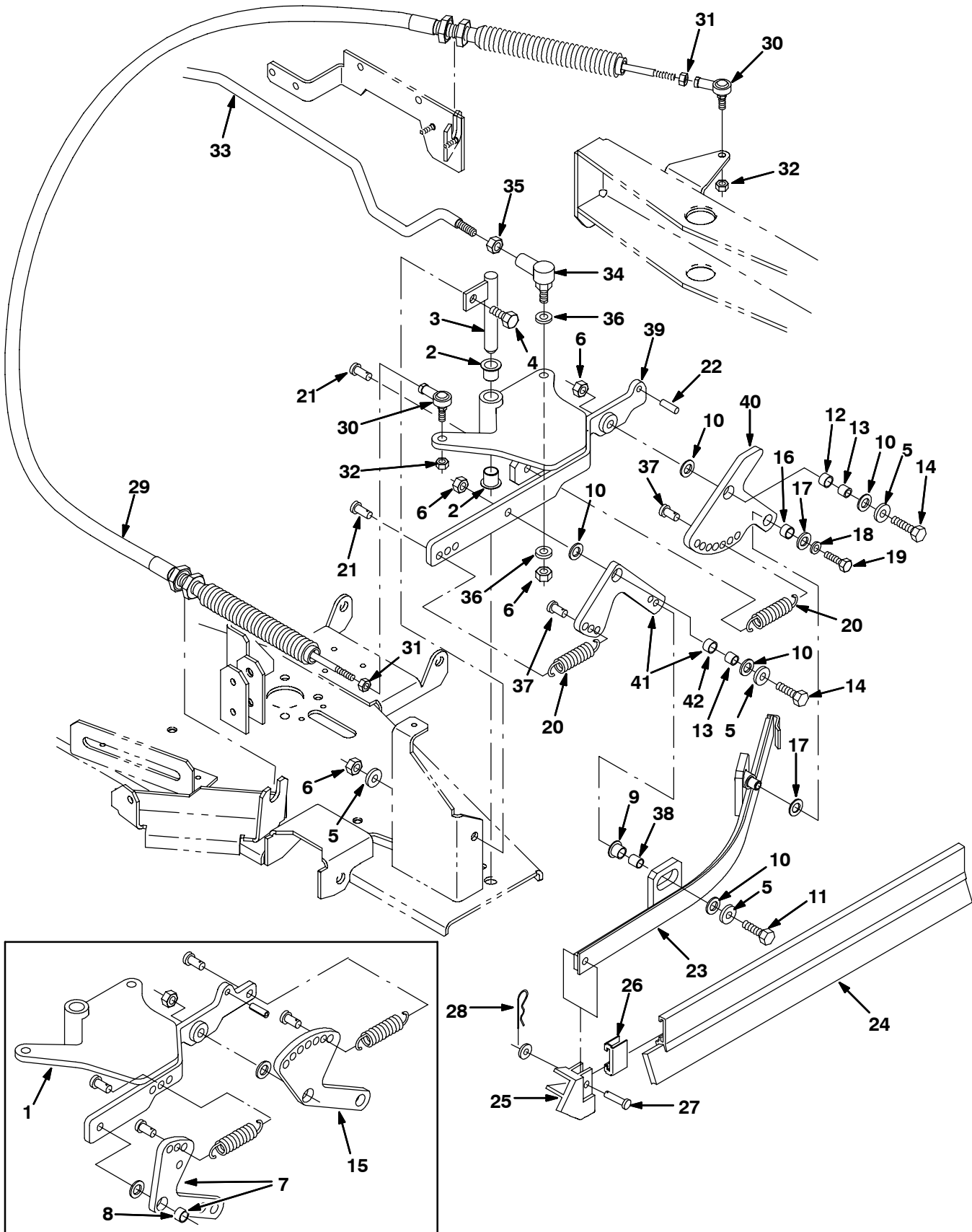
Fig. 16 - Squeegee Pivot Group, Max Pro 1200 (Three-Brush), Right Side



**Fig. 16 - Squeegee Pivot Group, Max Pro 1200 (Three-Brush), Right Side**

<b>Ref.</b>	<b>Part No.</b>	<b>Serial Number</b>	<b>Description</b>	<b>Qty.</b>
1	364649	(000000-	) Arm Wldt, Rh	1
2	77331	(000000-	) Roller	2
3	12955	(000000-	) Sleeve	2
4	01685	(000000-	) Washer, Flat, .31 Ss	3
5	365180	(000000-	) Pin, Clevis, 0.37 Dia.X 2.50 L	1
6	365233	(000000-	) Spacer, 0.75D 0.38B 0.31L Nyl	2
7	76653	(000000-	) Pin, Clevis	1
8	365232	(000000-	) Plate, Catch, Sqge Guard, 3-Hd	1
9	87816	(000000-	) Spring, Extension	1
10	29217	(000000-	) Retainer, Ring	1
11	86241	(000000-	) Pin, Clevis	1
12	86240	(000000-	) Pin, Clevis	1
13	41305	(000000-	) Pin, Clevis	1
14	23999-8	(000000-	) Pin	1
15	50864	(000000-	) Spring, Tension	1
16	41619	(000000-	) Washer, Flat, .50 Ss	1
17	33123	(000000-	) Bolt, Shld .50D X 0.75, .38-16	1
18	01686	(000000-	) Washer, Flat, .38 Ss	1
19	36643	(000000-	) Nut, Hex, Lock, .38-16, NI	1
20	364648	(000000-	) Pivot Wldt, Rh	1
21	82921	(000000-	) Bumper, Rubber	2
22	01683	(000000-	) Washer, Flat, #10 Ss	2
23	24196	(000000-	) Screw, Pan, M05-0.8 X 20, Ss	2
24	09739	(000000-	) Nut, Hex, Lock, M05-0.8, NI,Ss	2
25	72777	(000000-	) Bushing, Flanged	2
26	364413	(000000-	) Pin Wldt	1
27	10959	(000000-	) Screw, Hex, M10-1.5 X 20, Ss	1
28	08714	(000000-	) Nut, Hex, Lock, M10-1.5, NI,Ss	1
29	32492	(000000-	) Washer, Flat, .38 Hard	2
30	45416-1	(000000-	) Sleeve	1
31	05686	(000000-	) Rod-End	1
32	32716	(000000-	) Nut, Hex, Jam, M10 X 1.5, Ss	1

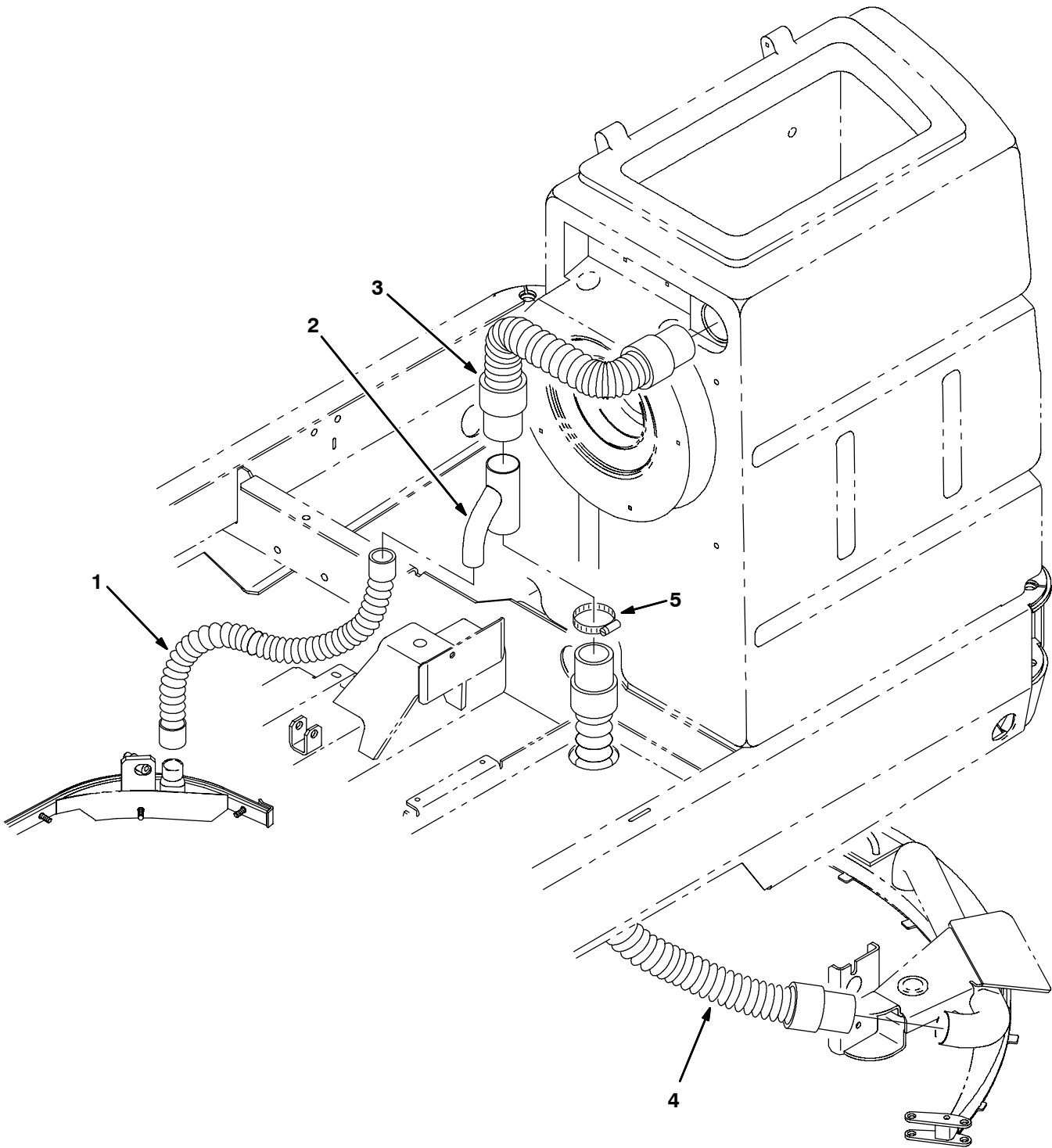
Fig. 17 - Squeegee Group, Max Pro 1200 (Three-Brush), Left Side



**Fig. 17 - Squeegee Group, Max Pro 1200 (Three-Brush), Left Side**

Ref.	Part No.	Serial Number	Description	Qty.	
1	364643	(000000-009999 )	Pivot Wldt, Lh, Mp	1	
2	72777	(000000-	Bushing, Flanged	2	
3	364413	(000000-	Pin Wldt	1	
4	09028	(000000-	Screw, Hex, M10-1.5 X 25, Ss	1	
5	01686	(000000-	Washer, Flat, .38 Ss	4	
6	08714	(000000-	Nut, Hex, Lock, M10-1.5, NI,Ss	4	
▽	7	393406	(000000-009999 )	Arm Assembly, Squeegee, Front	1
▲	8	71607	(000000-009999 )	Bushing, Sleeve, 0.63b 0.72d 0.38l	1
9	25730	(000000-	Bearing, Flange	1	
10	64425	(000000-	Washer	5	
11	12317	(000000-	Screw, Hex, M10-1.5 X 30, Ss	1	
12	71607	(000000-	Bearing	1	
13	71608	(000000-	Sleeve	2	
14	77347	(000000-	Screw, Hex, M10-1.5 X 35, Ss	2	
15	364223	(000000-009999 )	Arm, Squeegee, Rear	1	
16	64173AM	(000000-	Bushing, Sleeve, 0.50b 0.59d 0.38l, Stl	1	
17	86860	(000000-	Bearing, Thrust	2	
18	01685	(000000-	Washer, Flat, .31 Ss	1	
19	09740	(000000-	Screw, Hex, M08-1.25 X 20, Ss	1	
20	87816	(000000-	Spring, Extension	2	
21	41305	(000000-	Pin, Clevis	2	
22	23999-8	(000000-	Pin	1	
23	364650	(000000-	Frame Wldt, Lh, Mp	1	
24	365130	(000000-	Squeegee, Side, Lh	1	
24	365396	(000000-	Squeegee, Side, Lh Urethane (1200)	1	
25	393410	(000000-	Guide	1	
26	86759	(000000-	Retainer, Squeegee	1	
27	69582	(000000-	Pin, Clevis	1	
28	08085	(000000-	Pin, Hair Cotter	1	
29	72837	(000000-	Cable, Push-Pull	1	
30	36466	(000000-	Rod-End	2	
31	01715	(000000-	Nut, Hex, Std, .31-24	2	
32	32960	(000000-	Nut, Hex, Lock, .31-24, NI	2	
33	364665	(000000-	Rod, Mp	1	
34	05686	(000000-	Rod-End	2	
35	32716	(000000-	Nut, Hex, Jam, M10 X 1.5, Ss	1	
36	32492	(000000-	Washer, Flat, .38 Hard	4	
37	86240	(000000-	Pin, Clevis	2	
38	25736AM	(000000-	Tube, 0.62d 0.41b 0.6l, Ss, Cham	1	
39	1016914	(010000-	Pivot Wldt, Lh	1	
40	1016910	(010000-	Bellcrank, Sqge, Rear, Lh	1	
▽	41	9000799	(010000-	Arm Assy, Sqge, Side, Front, W/Gm Engine	1
▲	42	71607	(010000-	Bushing, sleeve, 0.63B 0.72D 0.38L	1

Fig. 18 - Squeegee Hose's Group, Max Pro 1200 (Three-Brush)

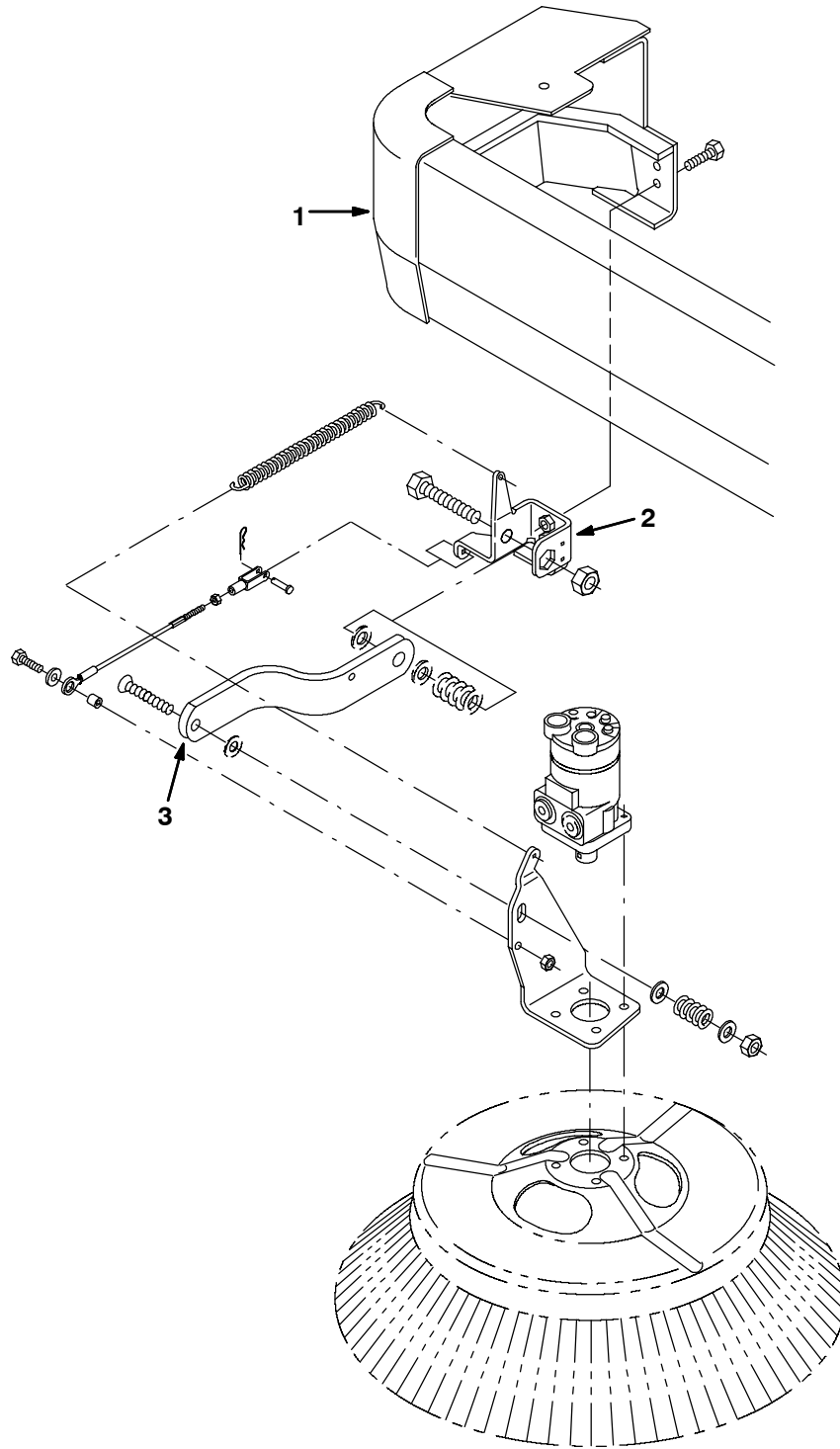




**Fig. 18 - Squeegee Hose's Group, Max Pro 1200 (Three-Brush)**

<b>Ref.</b>	<b>Part No.</b>	<b>Serial Number</b>	<b>Description</b>	<b>Qty.</b>
1	363401	(000000-	) Hose, Vacuum	1
2	363311	(000000-	) Tube, Wye, Round, 2X2X1	1
3	364422	(000000-	) Hose, Vacuum, Hp, Top	1
4	364423	(000000-	) Hose, Vacuum, Hp, Bottom	1
5	14432	(000000-	) Clamp, Worm Drive	1

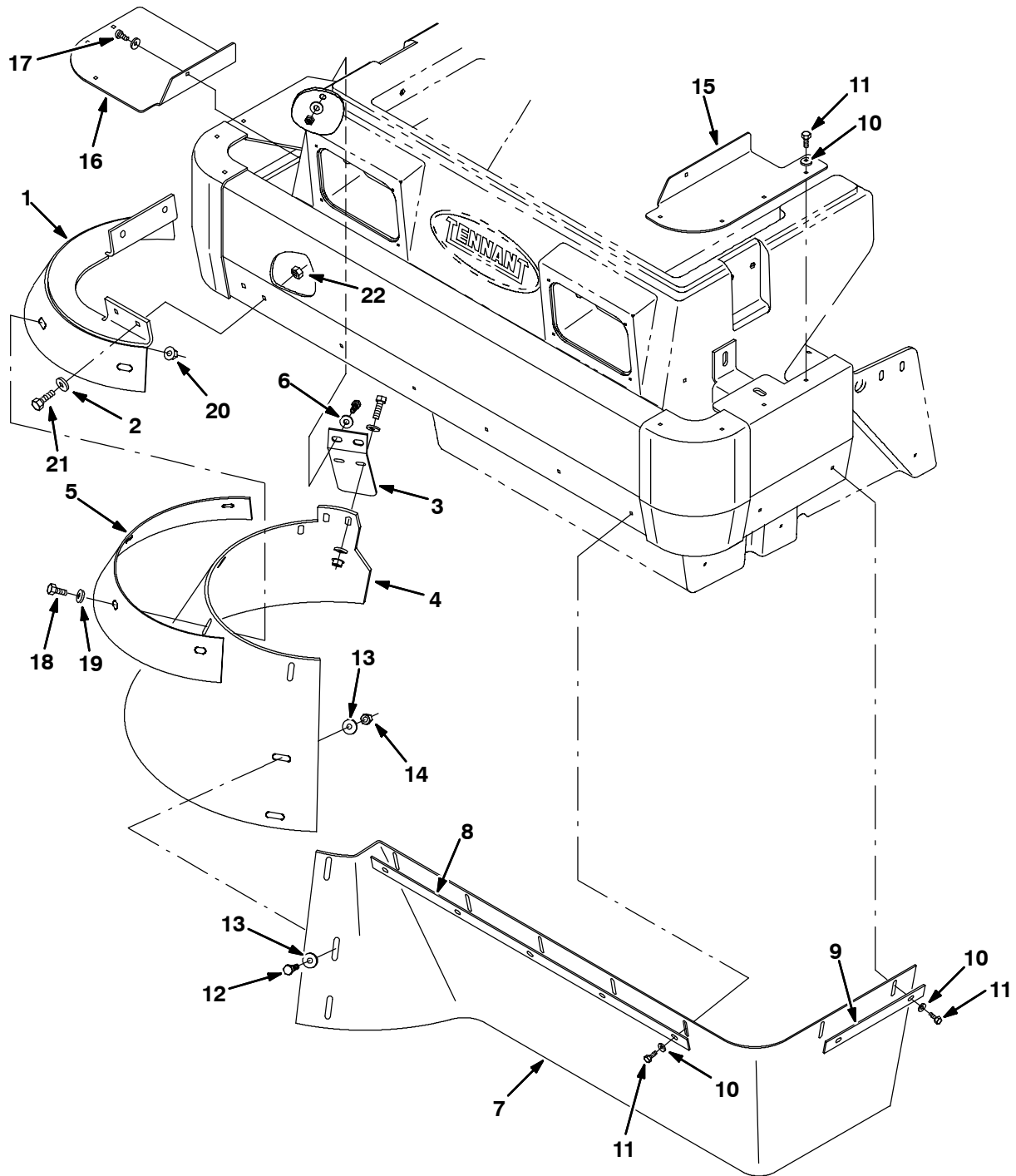
**Fig. 19 - Max Path Side Brush Kit, Max Pro 1200 (Three Brush)**



**Fig. 19 - Max Path Side Brush Kit, Max Pro 1200 (Three Brush)**

	<b>Ref.</b>	<b>Part No.</b>	<b>Serial Number</b>	<b>Description</b>	<b>Qty.</b>
▽		365269	(000000-	) Kit, Side Brush, Maxpath	1
▲	1	365266	(000000-	) Bumper, Front	1
▲	2	365261	(000000-	) Bracket, Mtg, Side Brush	1
▲	3	365267	(000000-	) Link, Side Brush	1

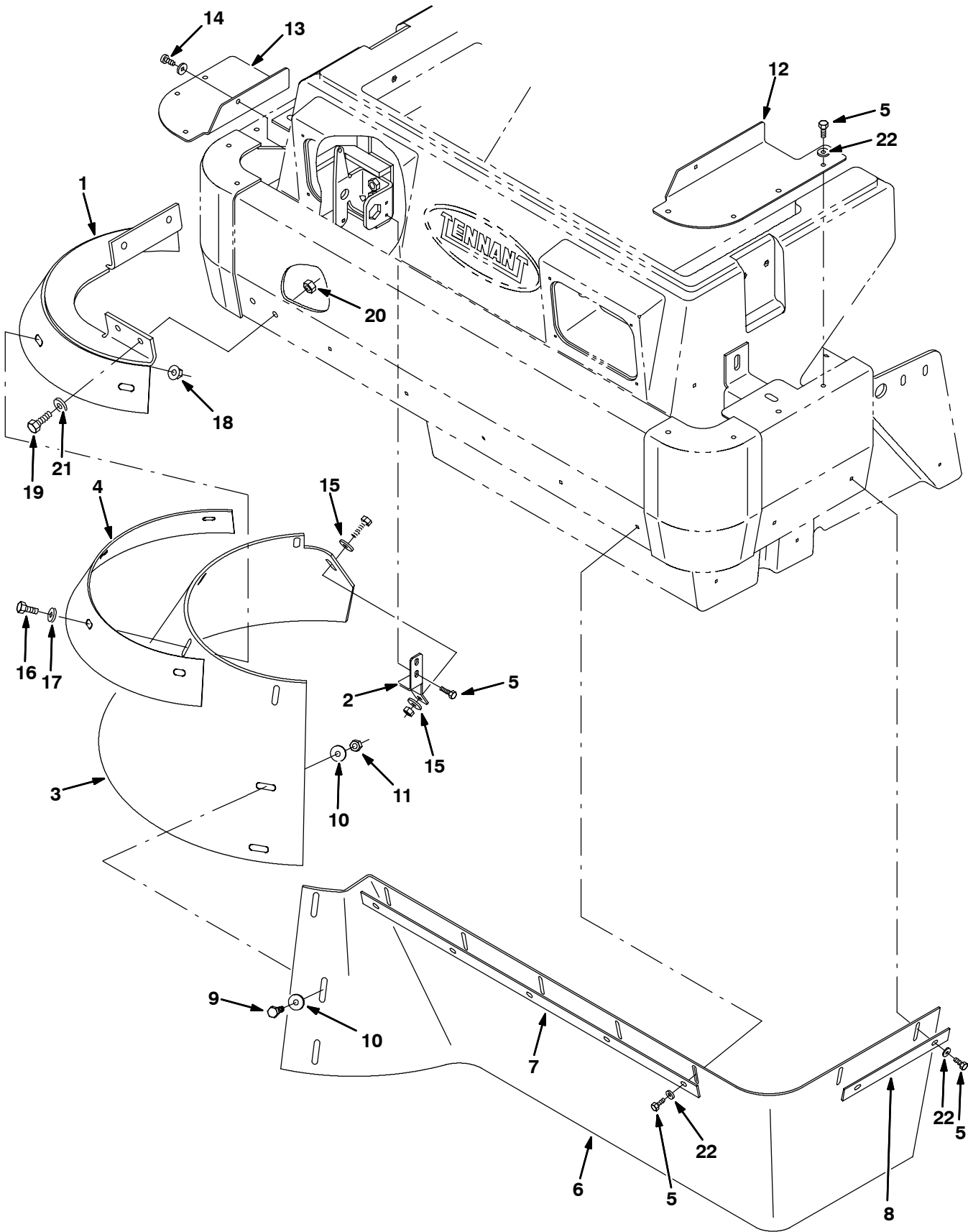
Fig. 20 - Side Brush Dust Control Kit, Max Path



**Fig. 20 - Side Brush Dust Control Kit, Max Path**

	<b>Ref.</b>	<b>Part No.</b>	<b>Serial Number</b>	<b>Description</b>	<b>Qty.</b>
▽		365286	(000000-	) Dust Control Kit, For Maxpath	1
▲	1	360883	(000000-	) Bracket	1
▲	2	32492	(000000-	) Washer, Flat, .38 Hard	4
▲	3	365290	(000000-	) Bracket	1
▲	4	365282	(000000-	) Skirt, Sbdc, Maxpath	1
▲	5	361292	(000000-	) Strip, Retainer	1
▲	6	30013	(000000-	) Washer, Flat, .31 Fender	2
▲	7	365283	(000000-	) Skirt, Front, Sbdc, Maxpath	1
▲	8	365134	(000000-	) Strip, Retainer, Sbdc	1
▲	9	361331	(000000-	) Strip, Retainer	1
▲	10	32490	(000000-	) Washer, Flat, .25 Hard	17
▲	11	12459	(000000-	) Screw, Hex, Fmg, M06-1.0 X 20	14
▲	12	12277	(000000-	) Screw, Hex, M06-1.0 X 20, Ss	2
▲	13	41178	(000000-	) Washer, Flat, .25 Fender	4
▲	14	08712	(000000-	) Nut, Hex, Lock, M06-1.0, NI,Ss	2
▲	15	365135	(000000-	) Seal, Top, Lh Sbdc	1
▲	16	365285	(000000-	) Seal, Top, Rh Sbdc, Maxpath	1
▲	17	360973	(000000-	) Screw, Pan, #12-X 0.50	2
▲	18	39277	(000000-	) Screw, Hex, M8 X 1.25 X 25	4
▲	19	39349	(000000-	) Washer, Flat, 0.31 Sae	4
▲	20	07791	(000000-	) Nut, Hex, Flng, M8 X 1.25	4
▲	21	03192	(000000-	) Screw, Hex, M10 X 1.5 X 30, 8.8	4
▲	22	07792	(000000-	) Nut, Hex, Flng, M10 X 1.5	4

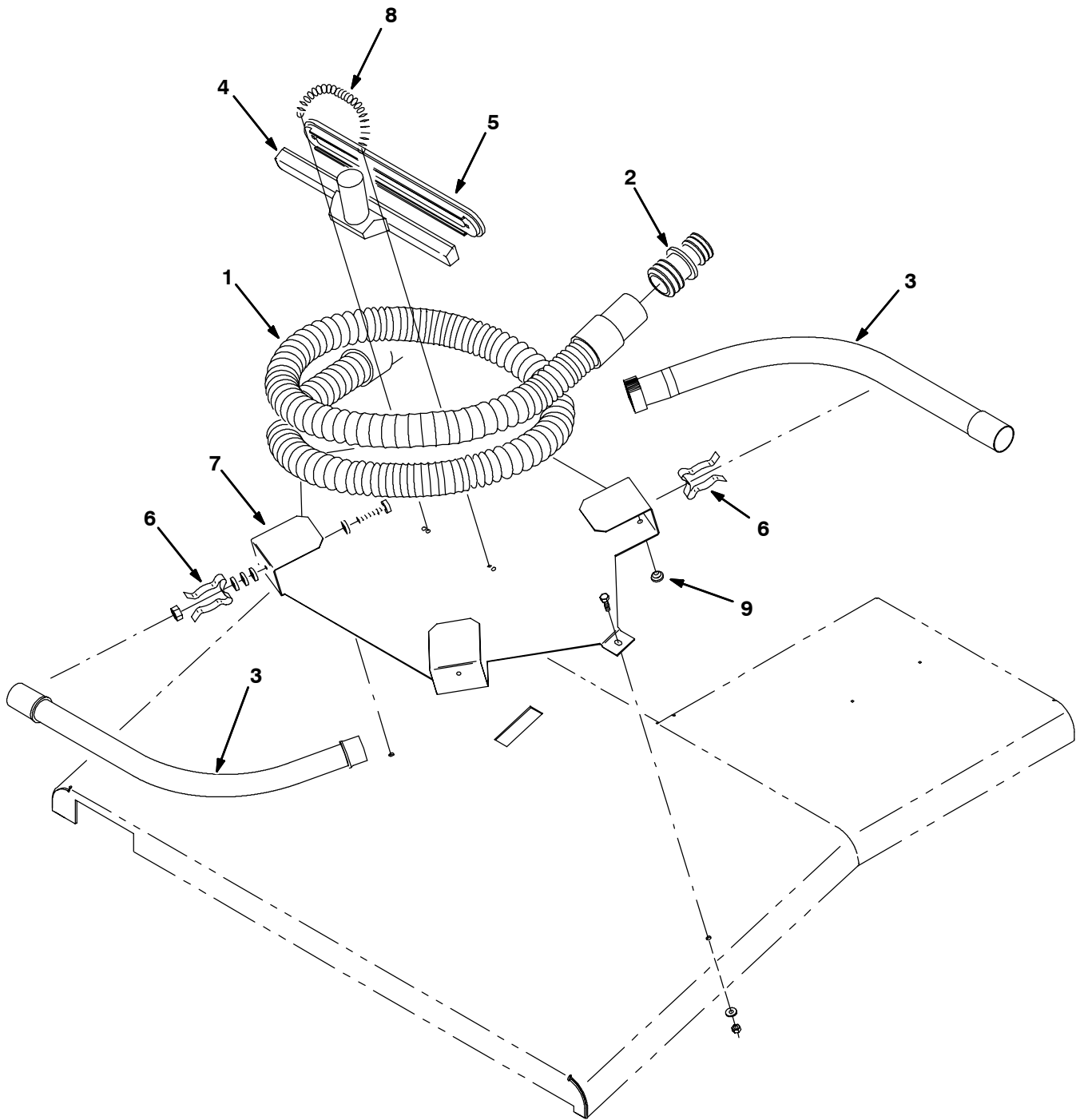
Fig. 21 - Side Brush Dust Control Kit



**Fig. 21 - Side Brush Dust Control Kit**

	<b>Ref.</b>	<b>Part No.</b>	<b>Serial Number</b>	<b>Description</b>	<b>Qty.</b>
▽		365137	(000000- )	Dust Control Kit, Side Brush	1
▲	1	360883	(000000- )	Bracket	1
▲	2	361670	(000000- )	Bracket	1
▲	3	365132	(000000- )	Skirt, Sbdc	1
▲	4	361292	(000000- )	Strip, Retainer	1
▲	5	12459	(000000- )	Screw, Hex, Fmg, M06-1.0 X 20	16
▲	6	365133	(000000- )	Skirt, Front, Sbdc	1
▲	7	365134	(000000- )	Strip, Retainer, Sbdc	1
▲	8	361331	(000000- )	Strip, Retainer	1
▲	9	12277	(000000- )	Screw, Hex, M06-1.0 X 20, Ss	2
▲	10	41178	(000000- )	Washer, Flat, .25 Fender	4
▲	11	08712	(000000- )	Nut, Hex, Lock, M06-1.0, NI,Ss	2
▲	12	365135	(000000- )	Seal, Top, Lh Sbdc	1
▲	13	365136	(000000- )	Seal, Top, Rh Sbdc	1
▲	14	360973	(000000- )	Screw, Pan, #12- X 0.50,	2
▲	15	30013	(000000- )	Washer, Flat, .31 Fender	2
▲	16	39277	(000000- )	Screw, Hex, M8 X 1.25 X 25	4
▲	17	39349	(000000- )	Washer, Flat, 0.31 Sae	4
▲	18	07791	(000000- )	Nut, Hex, FIng, M8 X 1.25	4
▲	19	03192	(000000- )	Screw, Hex, M10 X 1.5 X 30, 8.8	4
▲	20	07792	(000000- )	Nut, Hex, FIng, M10 X 1.5	4
▲	21	32492	(000000- )	Washer, Flat, 0.38 Std	4
▲	22	32490	(000000- )	Washer, Flat, 0.25 Std	11

Fig. 22 - Vacuum Wand Kit

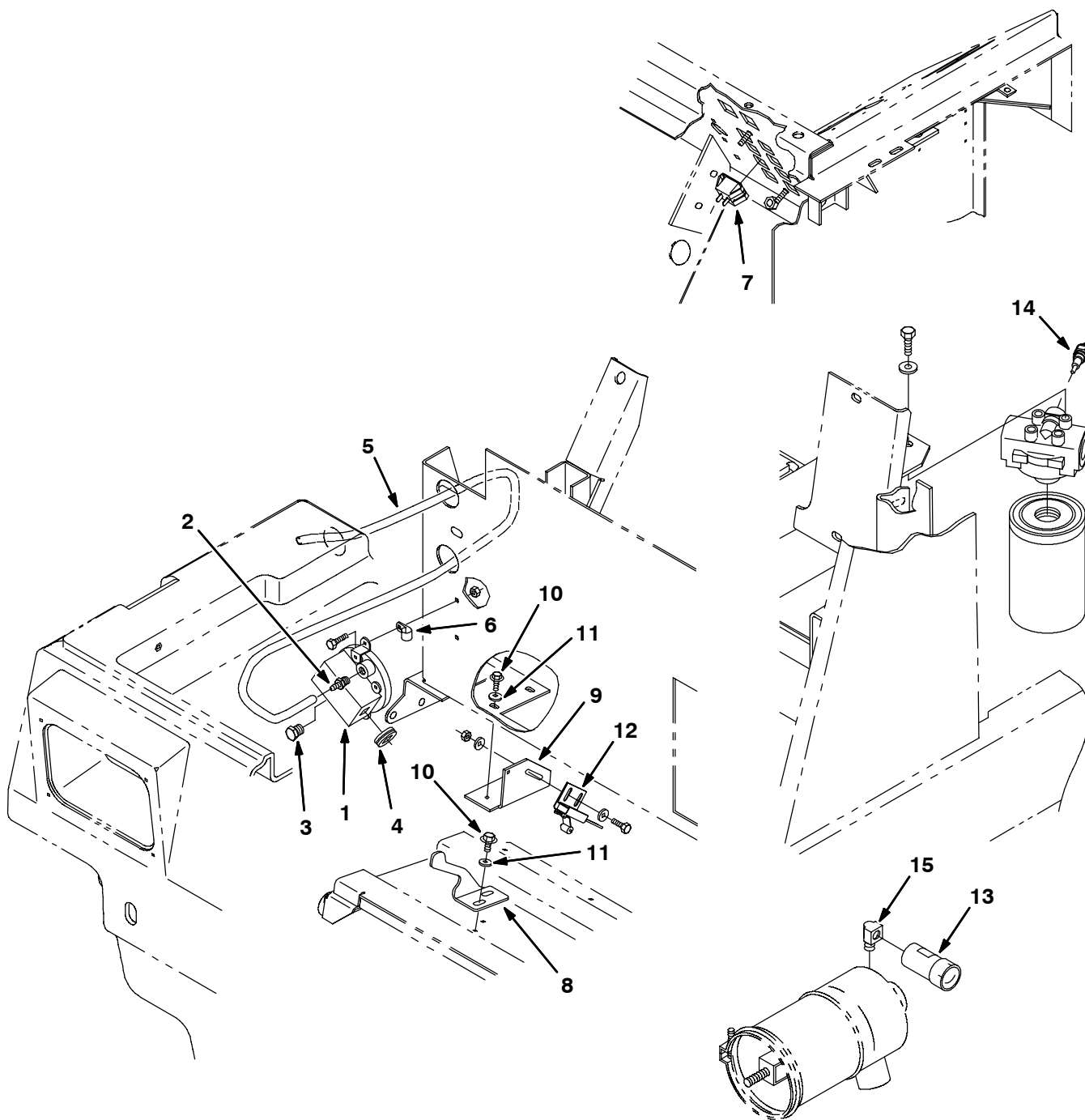




**Fig. 22 - Vacuum Wand Kit**

	<b>Ref.</b>	<b>Part No.</b>	<b>Serial Number</b>	<b>Description</b>	<b>Qty.</b>
▽		364878	(000000-	) Wand Kit, Vac	1
▲	1	86767	(000000-	) Hose, Vacuum, With Cuff	1
▲	2	48609	(000000-	) Fitting, Plstc, Str	1
▲	3	63448	(000000-	) Wand, Metal (2 Piece)	1
▲	4	63451	(000000-	) Nozzle, Wand, Plastic	1
▲	5	63430	(000000-	) Shoe, Plastic-Squeegee 14In	1
▲	6	67004	(000000-	) Clip	4
▲	7	14951	(000000-	) Panel	1
▲	8	50304	(000000-	) Spring, Extension	1
▲	9	29233	(000000-	) Bumper	4

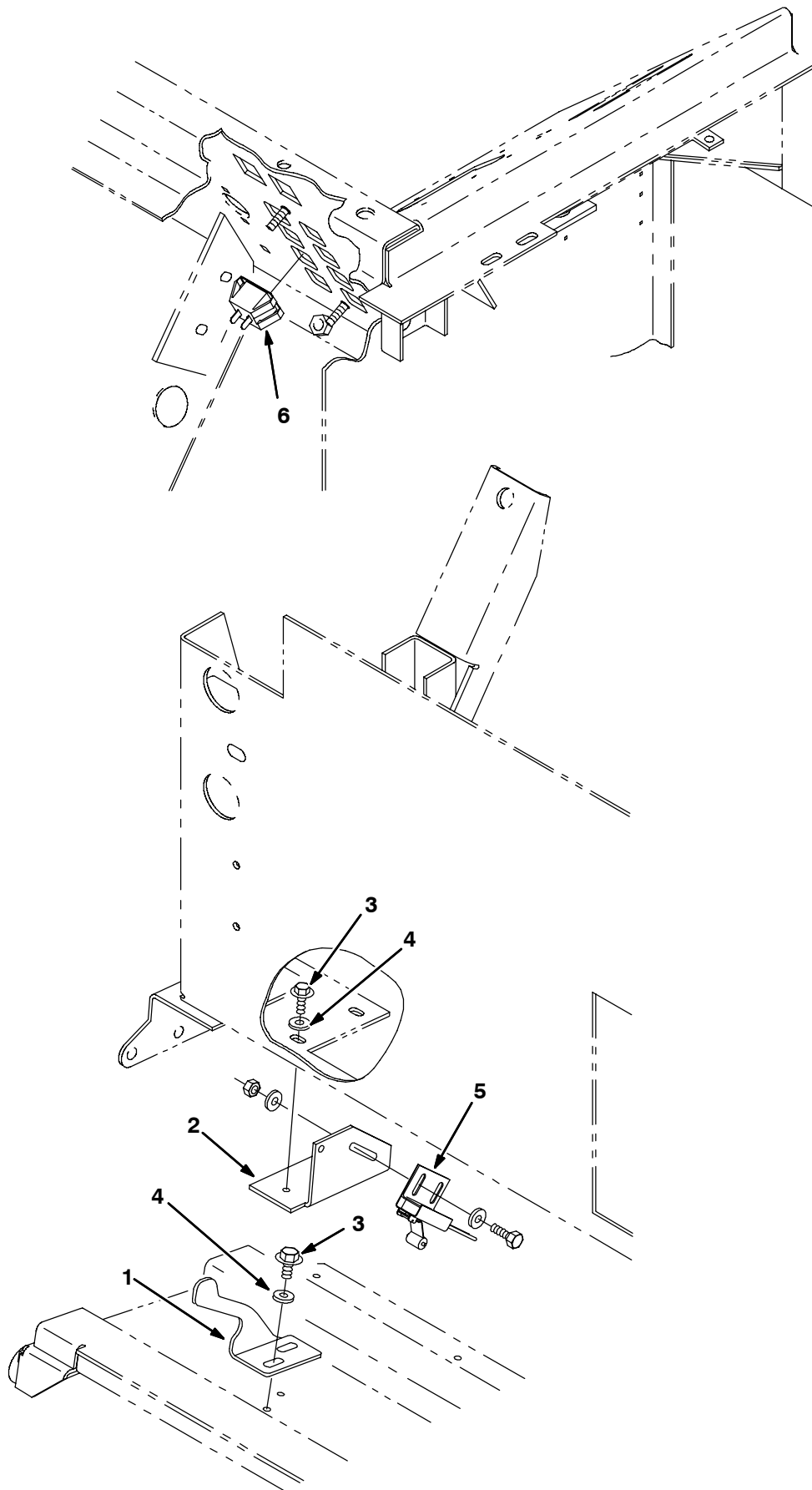
Fig. 23 - Severe Enviroment Kit



**Fig. 23 - Severe Enviroment Kit**

	<b>Ref.</b>	<b>Part No.</b>	<b>Serial Number</b>	<b>Description</b>	<b>Qty.</b>
▽		365068	(000000-	) Severe Enviroment Kit, 8200 Lin	1
▲	1	39924	(000000-	) Switch, Pressure	1
▲	2	40607	(000000-	) Fitting, Brass, Str	1
▲	3	82739	(000000-	) Fitting, Breather	1
▲	4	10632-4	(000000-	) Grommet, Rubber	1
▲	5	39780-2	(000000-	) Hose, Vacuum .16ld X 54.0 Lg	1
▲	6	46236	(000000-	) Clamp, Cable	1
▲	7	361075	(000000-	) Lamp, Indicator 12 Volt	3
▲	8	365272	(000000-	) Bracket	1
▲	9	365273	(000000-	) Bracket	1
▲	10	74455	(000000-	) Screw, Hex, Fmg, M06-1.0 X 12	4
▲	11	01684	(000000-	) Washer, Flat, .25 Ss	4
▲	12	59965	(000000-	) Switch, Roller	1
▲	13	03026	(000000-	) Indicator, Air Filter	1
▲	14	65222	(000000-	) Sender, Filter, Hydraulic	1
▲	15	11984	(010000-	) Fitting, Pipe, E90, Pm02/Pf02	1

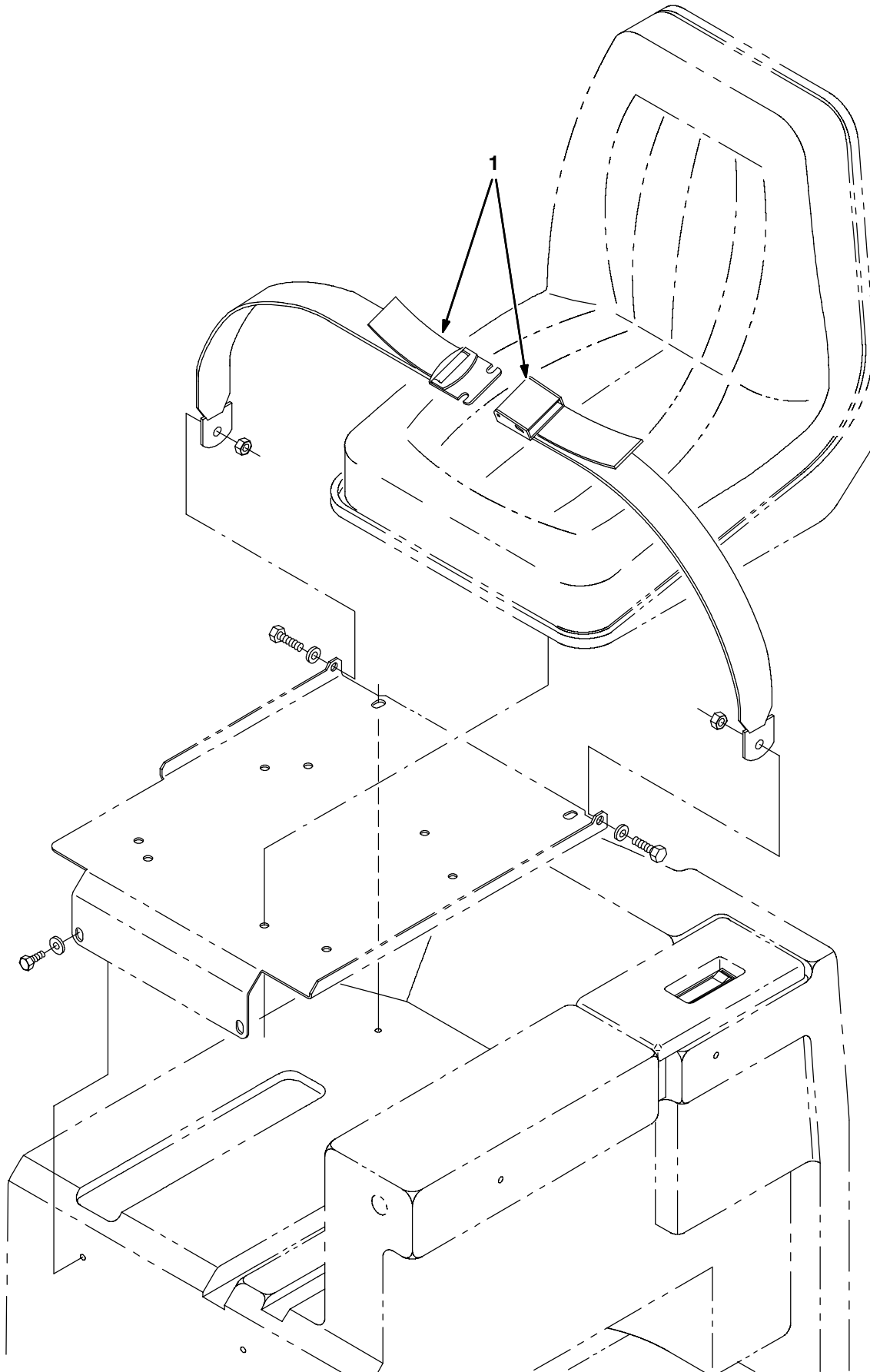
Fig. 24 - Hopper Door Light Kit



**Fig. 24 - Hopper Door Light Kit**

	<b>Ref.</b>	<b>Part No.</b>	<b>Serial Number</b>	<b>Description</b>	<b>Qty.</b>
▽		365102	(000000-	) Hopper Door Light, Kit	1
▲	1	365272	(000000-	) Bracket	1
▲	2	365273	(000000-	) Bracket	1
▲	3	74455	(000000-	) Screw, Hex, Fmg, M06-1.0 X 12	4
▲	4	01684	(000000-	) Washer, Flat, .25 Ss	4
▲	5	59965	(000000-	) Switch, Roller	1
▲	6	361075	(000000-	) Lamp, Indicator 12 Volt	1

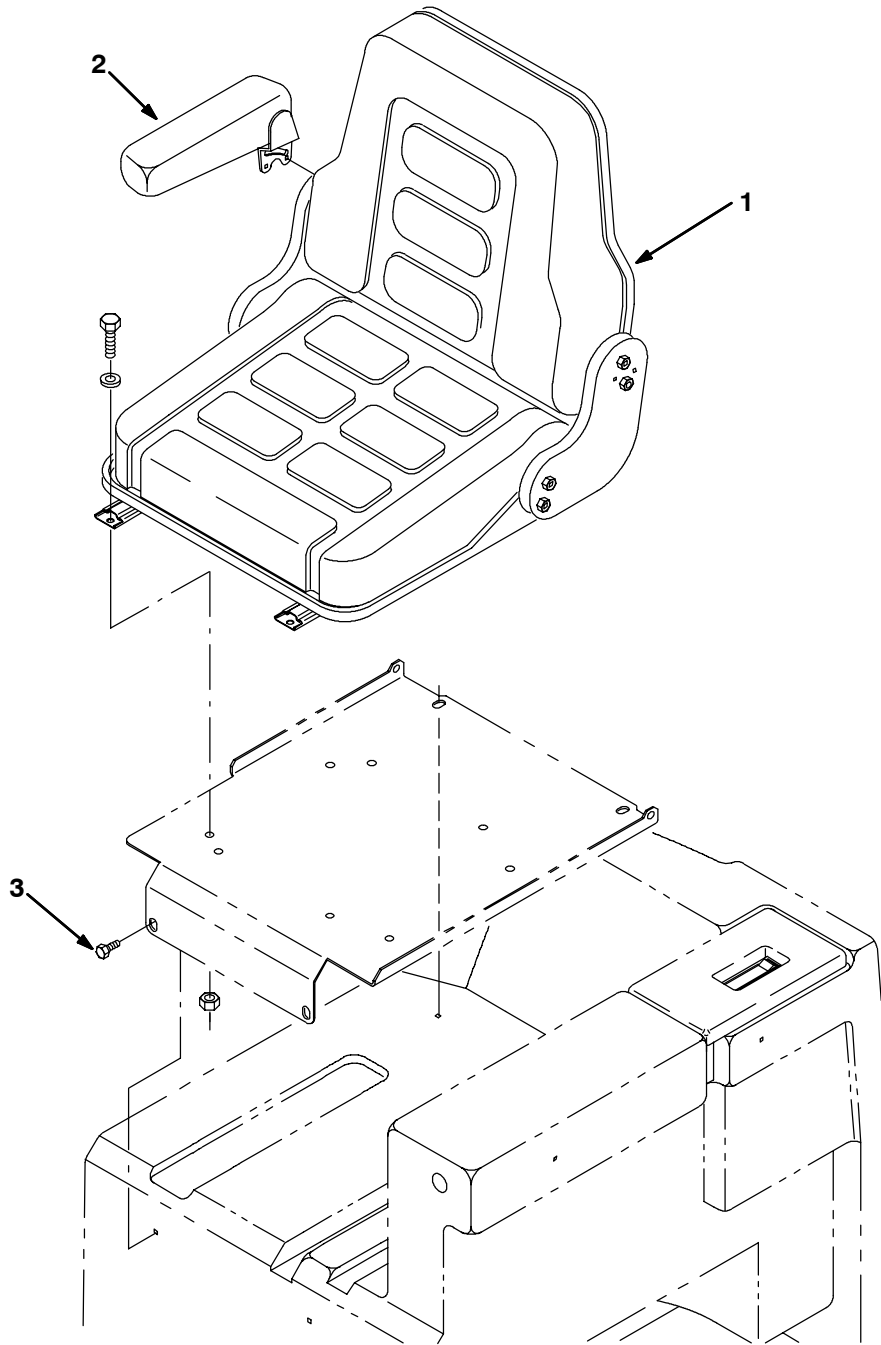
Fig. 25 - Seat Belt Kit (For Grammar and Michigan Seats)



**Fig. 25 - Seat Belt Kit (For Grammar and Michigan Seats)**

	<b>Ref.</b>	<b>Part No.</b>	<b>Serial Number</b>	<b>Description</b>	<b>Qty.</b>
▽		364846	(000000-	) Seat Belt Kit 8200	1
▲	1	30533	(000000-	) Belt, Seat	1

**Fig. 26 - Deluxe Suspension Seat Group**

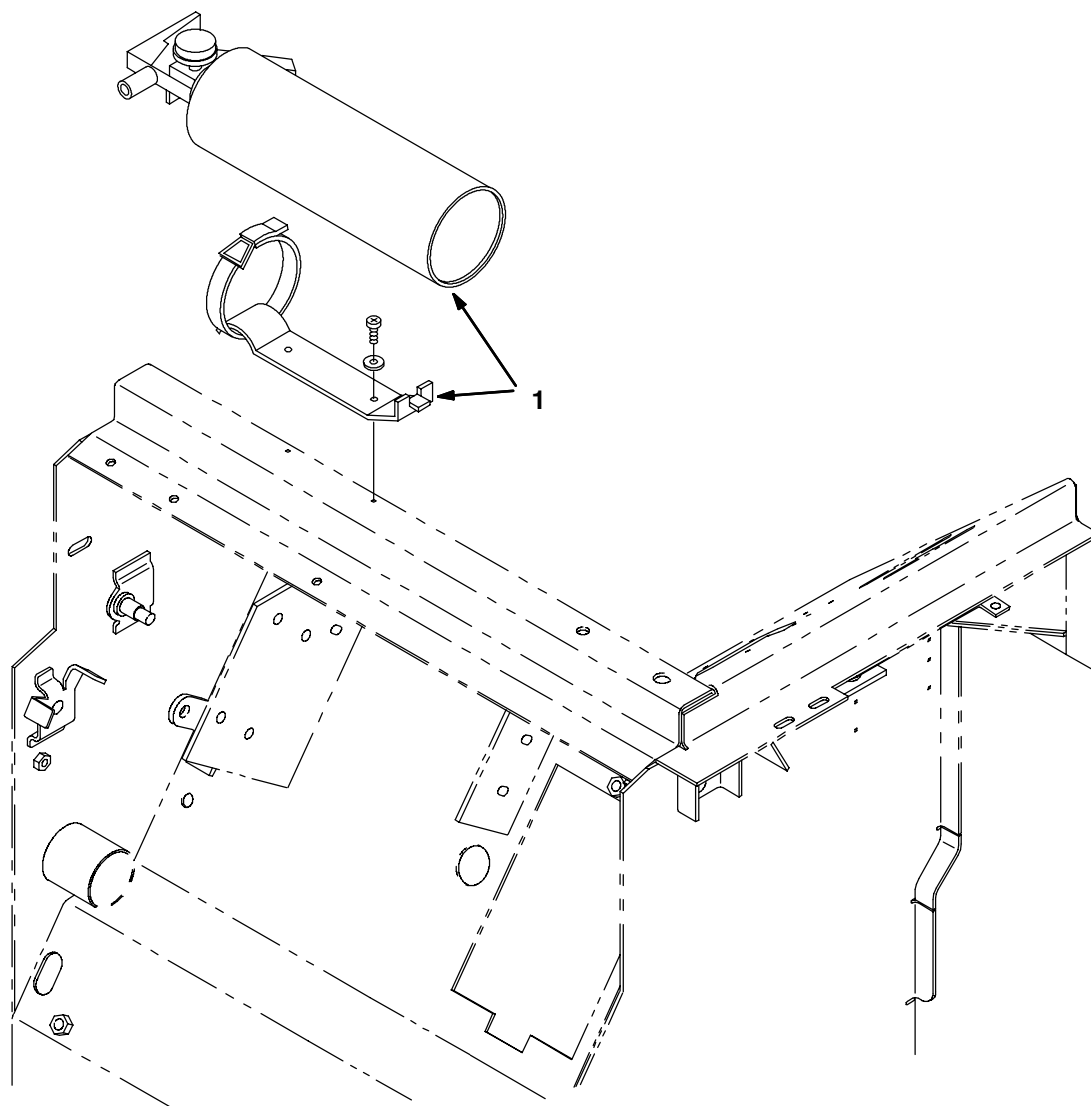


352096 - 8210

Ref.	Part No.	Serial Number	Description	Qty.
▽	365176	(000000-	) Seat Kit, Grammer 8210	1
▲	1 53845	(000000-	) Seat	1
▲	2 71477	(000000-	) Armrest	1
▲	3 15675	(000000-	) Screw, Hex, M08-1.25 X 16, Ss	4



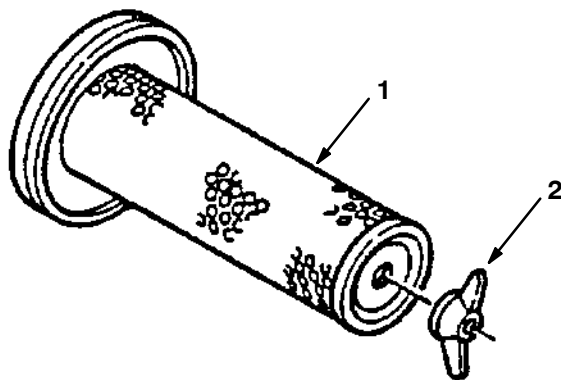
Fig. 27 - Fire Extinguisher Kit



351667 - JP, NA

Ref.	Part No.	Serial Number	Description	Qty.
▽	78987	(000000-	) Kit, Extinguisher, Fire	1
▲	1 25312	(000000-	) Extinguisher, Fire	1

**Fig. 28 - Heavy Duty Engine Air Filter Kit**

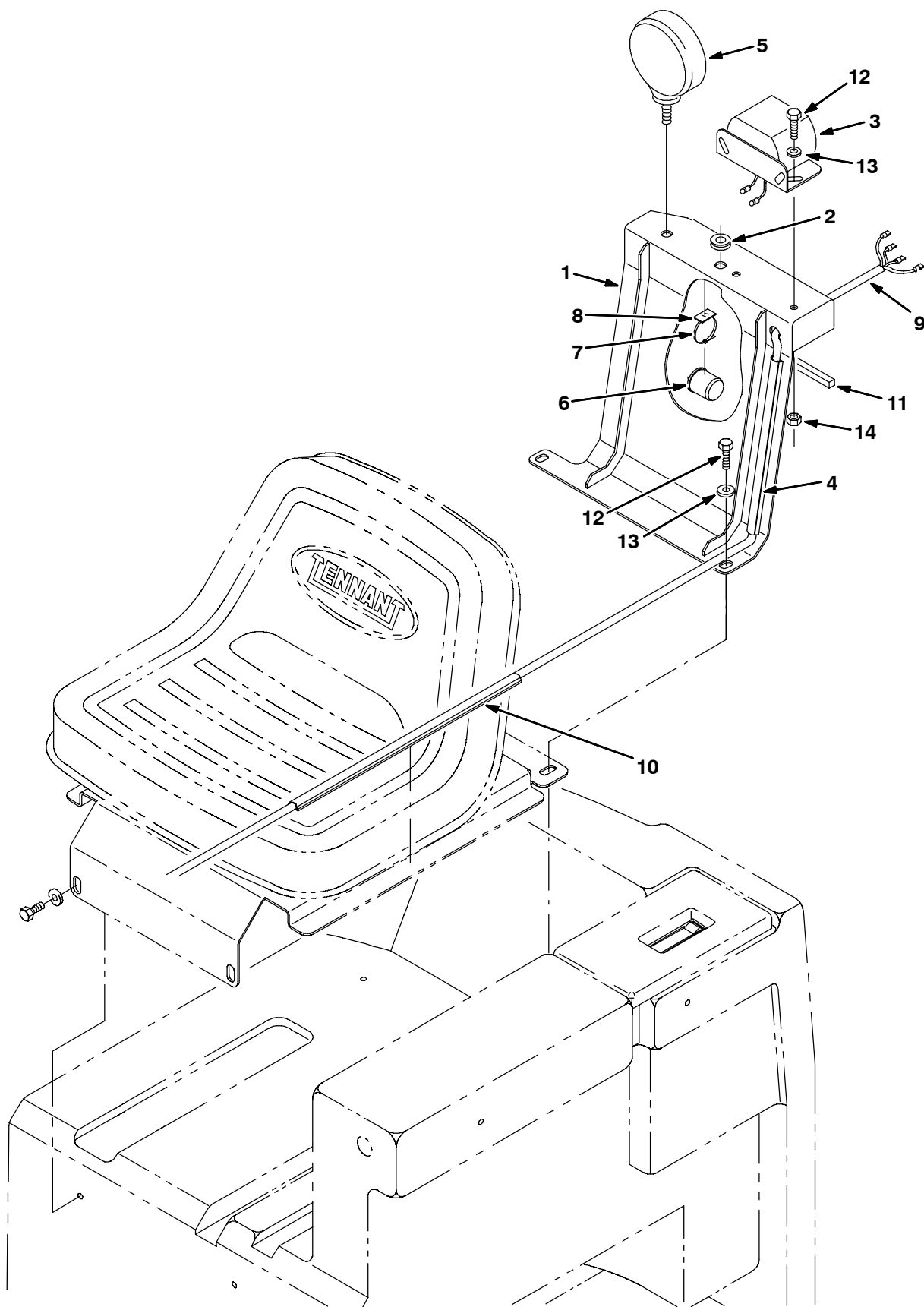


04712 - ALL

	<b>Ref.</b>	<b>Part No.</b>	<b>Serial Number</b>	<b>Description</b>	<b>Qty.</b>
▽		07565	(000000-	) Element Kit, Air, Safety	1
▲	1	58121	(000000-	) Element, Safety	1
▲	2	07562	(000000-	) Wingnut	1



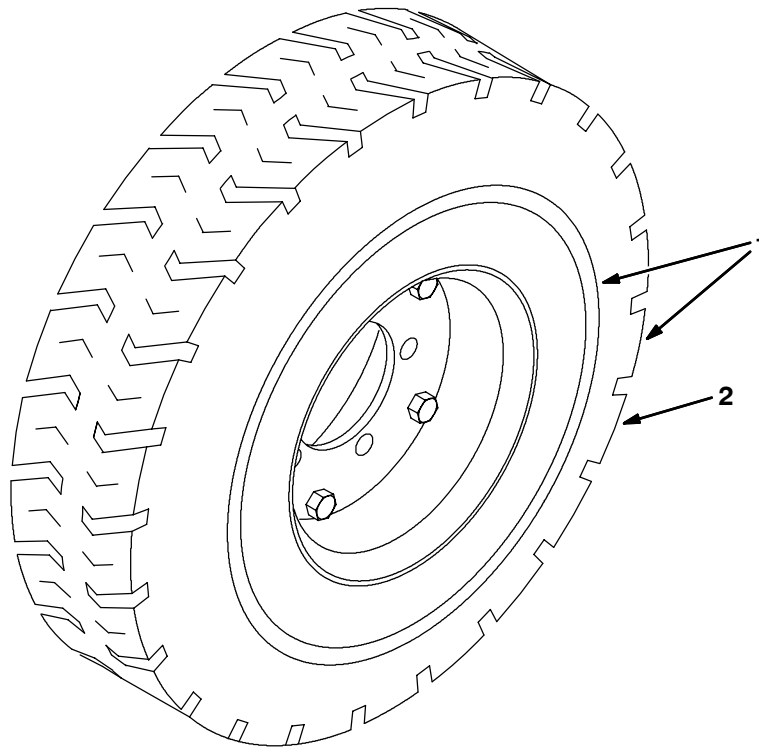
Fig. 29 - Back-up Alarm Kit



**Fig. 29 - Back-up Alarm Kit**

	<b>Ref.</b>	<b>Part No.</b>	<b>Serial Number</b>	<b>Description</b>	<b>Qty.</b>
▽		365199	(000000-	) Backup Alarm Kit	1
▲	1	365192	(000000-	) Bracket, Backup Alarm Wldm'T	1
▲	2	10632-9	(000000-	) Grommet, Rubber	1
▲	3	83161	(000000-	) Horn Assy, Back-Up Alarm, 12V	1
▲	4	86330	(000000-	) Duct, Vinyl	1
▲▽	5	36438	(000000-	) Headlight	1
▲▲		36439	(000000-	) Lamp	1
▲	6	31922	(000000-	) Flasher	1
▲	7	49266	(000000-	) Tie, Cable, Nyl, 07.3L .19W 1.8Max D	1
▲	8	55248	(000000-	) Mount, Cable Tie	1
▲	9	365202	(000000-	) Harness, Alarm, Backup, 8200	1
▲	10	86331	(000000-	) Duct, Vinyl	1
▲	11	50616	(000000-	) Seal, Ure. 0.38 0.75W 07.3L Adh	1
▲	12	16931	(000000-	) Screw, Hex, M8 X 1.25 X 20, 8.8	4
▲	13	32491	(000000-	) Washer, Flat, 0.31 Std	4
▲	14	08709	(000000-	) Nut, Hex, Lock, M8 X 1.25, NI	2

**Fig. 30 - Soft Ride Puncture Proof Tire and Wheel Assembly**



**Fig. 30 - Soft Ride Puncture Proof Tire and Wheel Assembly**

	<b>Ref.</b>	<b>Part No.</b>	<b>Serial Number</b>	<b>Description</b>	<b>Qty.</b>
▽	1	360296	(000000-	) Tire & Wheel Assy	1
▲	2	360162	(000000-	) Tire, 4.00X8-3.75 Solid	1

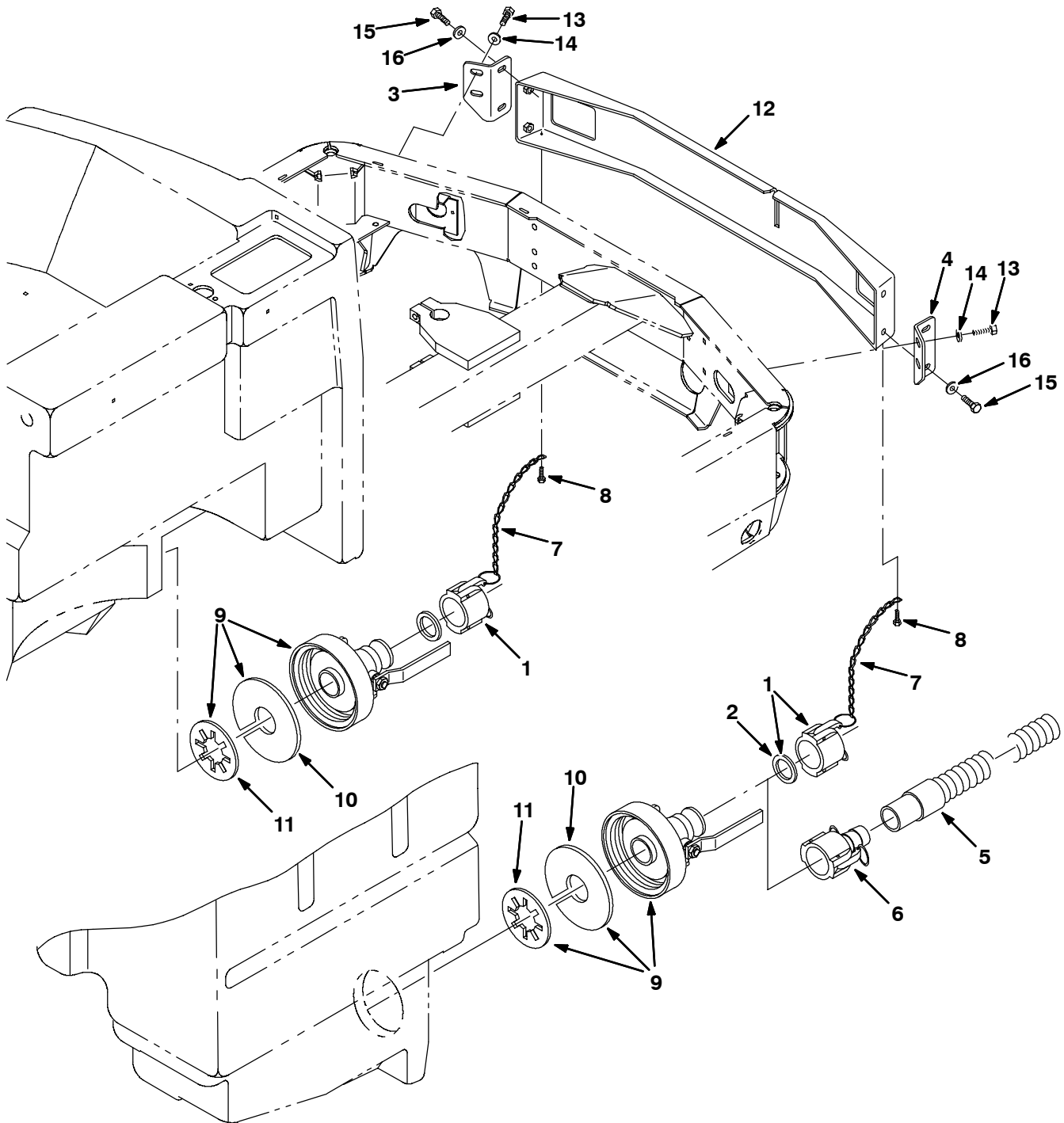




**Fig. 31 - Positive Solution Control Drain Kit, Standard**

	<b>Ref.</b>	<b>Part No.</b>	<b>Serial Number</b>	<b>Description</b>	<b>Qty.</b>
▽		365099	(000000-	) Drain Kit, Solution, Pos Contl	1
▲▽	1	48733	(000000-	) Cap, Dust	1
▲▲	2	371905	(000000-	) Gasket, Cap, Dust	1
▲	3	365152	(000000-	) Bracket, Rear Bumper, Rh	1
▲	4	365153	(000000-	) Bracket, Rear Bumper, Lh	1
▲	5	75635AM	(000000-	) Hose Assy, W/1cuff, 1.5d 120l 1.5/	1
▲	6	48734	(000000-	) Coupling	1
▲	7	19903	(000000-	) Chain, Sash	1
▲	8	16944	(000000-	) Screw, Hex, Fmg, M04-0.7 X 10	1
▲▽	9	365184	(000000-	) Cap Assy	1
▲▲		23456	(000000-	) Cap, Drain	1
▲▲		375014	(000000-	) Kit, Valve Handle	1
▲▲		374618	(000000-	) Kit, Seal, Valve	1
▲▲	10	375201	(000000-	) Gasket, Sol Crtl	1
▲▲	11	20932	(000000-	) Washer, Polye	1
▲	12	365151	(000000-	) Bumper, Rear, Sol Crtl	1
▲	13	03192	(000000-	) Screw, Hex, M10 X 1.5 X 30, 8.8	4
▲	14	32492	(000000-	) Washer, Flat, 0.38 Std	4
▲	15	16931	(000000-	) Screw, Hex, M8 X 1.25 X 20, 8.8	4
▲	16	32491	(000000-	) Washer, Flat, 0.31 Std	4

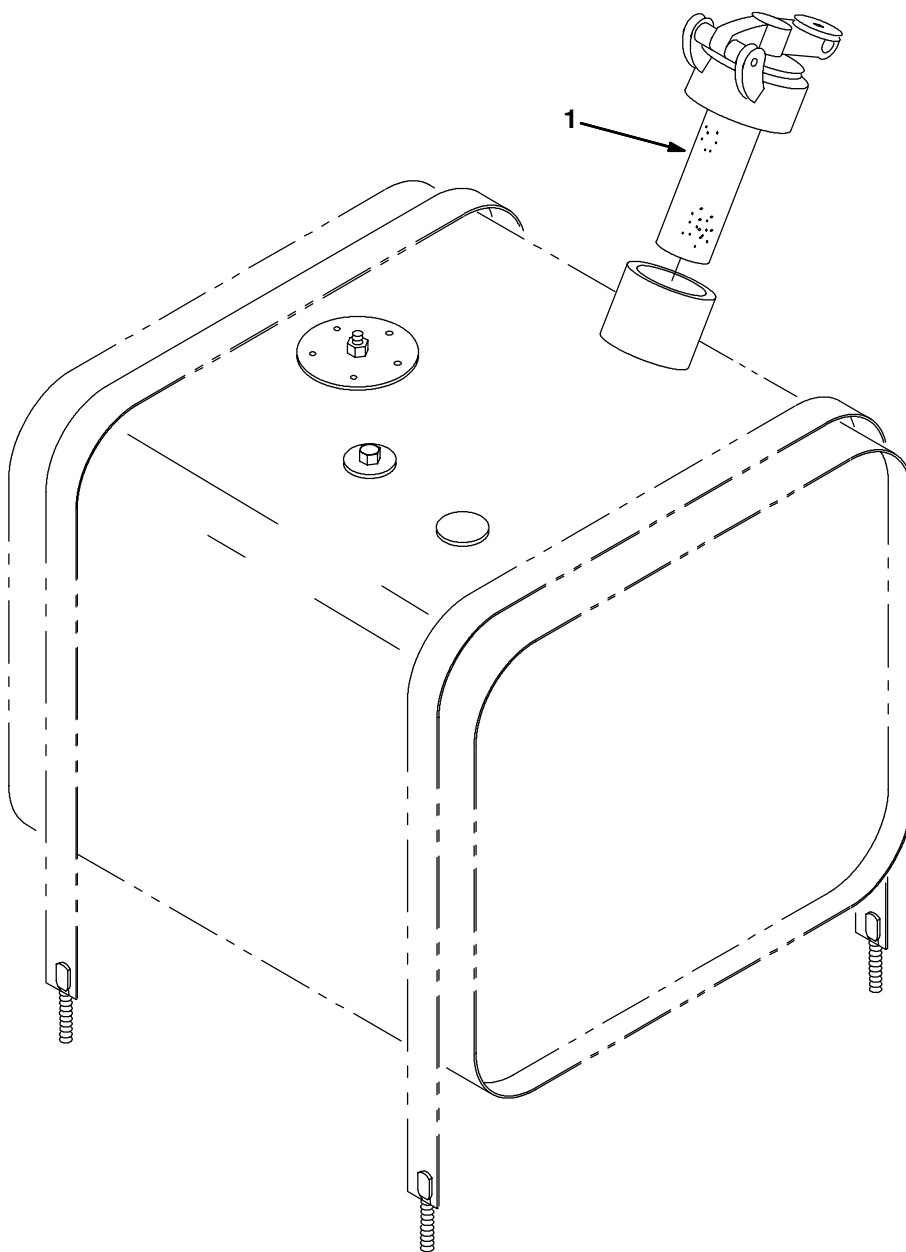
Fig. 32 - Positive Solution Control Drain Kit, ES



**Fig. 32 - Positive Solution Control Drain Kit, ES**

	<b>Ref.</b>	<b>Part No.</b>	<b>Serial Number</b>	<b>Description</b>	<b>Qty.</b>
▽		365100	(000000-	) Kit, Drain, Solution, Pos Cntrl	1
▲	1	48733	(000000-	) Cap, Dust	2
▲	2	371905	(000000-	) Gasket, Cap, Dust	1
▲	3	365152	(000000-	) Bracket, Rear Bumper, Rh	1
▲	4	365153	(000000-	) Bracket, Rear Bumper, Lh	1
▲	5	75635AM	(000000-	) Hose Assy, W/1cuff, 1.5d 120l 1.5/	1
▲	6	48734	(000000-	) Coupling	1
▲	7	19903	(000000-	) Chain, Sash	2
▲	8	16944	(000000-	) Screw, Hex, Fmg, M04-0.7 X 10	2
▲▽	9	365184	(000000-	) Cap Assy	2
▲▲		23456	(000000-	) Cap, Drain	1
▲▲		375014	(000000-	) Kit, Valve Handle	1
▲▲		374618	(000000-	) Kit, Ball & Seal	1
▲▲	10	365154	(000000-	) Gasket, Sol Crtl	1
▲▲	11	20932	(000000-	) Washer, Polye	1
▲	12	365151	(000000-	) Bumper, Rear, Sol Crtl	1
▲	13	03192	(000000-	) Screw, Hex, M10 X 1.5 X 30, 8.8	4
▲	14	32492	(000000-	) Washer, Flat, 0.38 Std	4
▲	15	16931	(000000-	) Screw, Hex, M8 X 1.25 X 20, 8.8	4
▲	16	32491	(000000-	) Washer, Flat, 0.31 Std	4

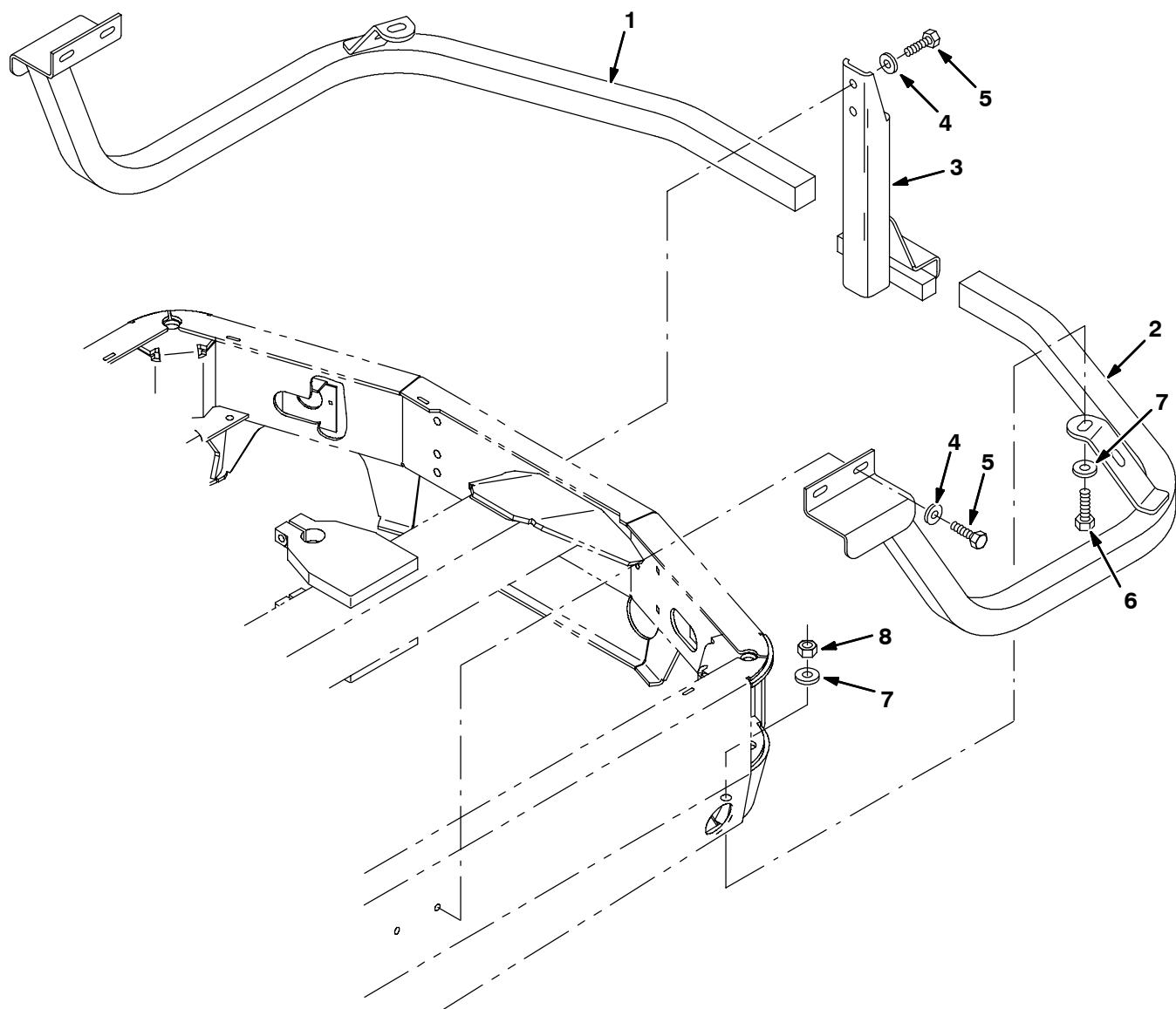
**Fig. 33 - Protectoseal Fuel Tank Cap Group**



07471 - ALL

Ref.	Part No.	Serial Number	Description	Qty.
1	02506-6	(000000- )	Gas Cap, Protectoseal	1

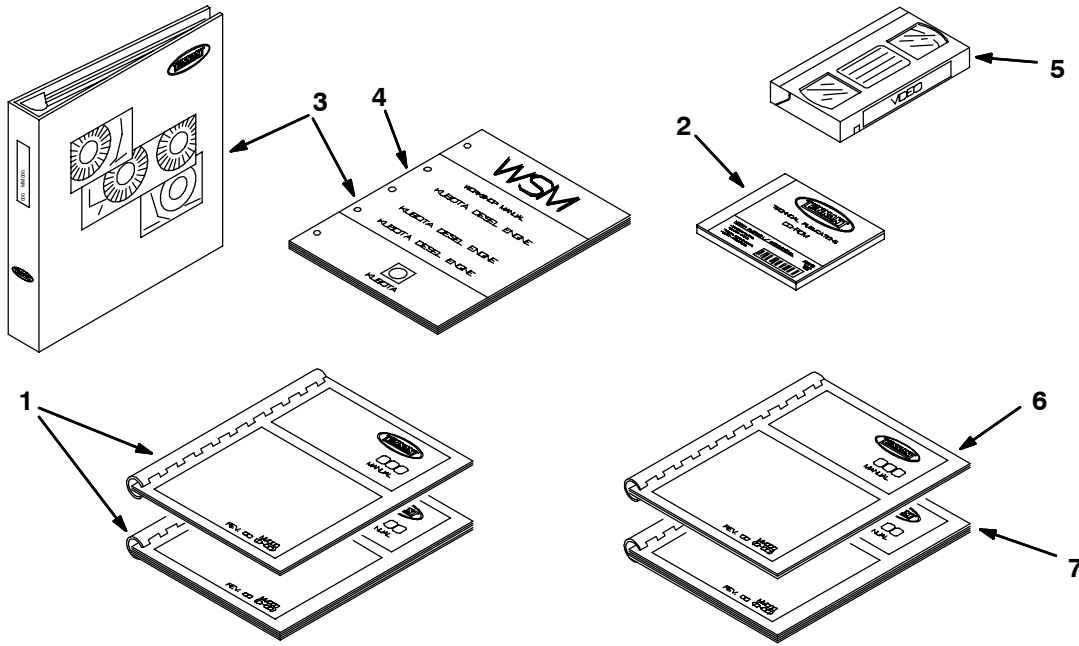
Fig. 34 - Squeegee Guard Kit



352699 - ALL

Ref.	Part No.	Serial Number	Description	Qty.
▽	365321	(000000- )	Squeegee Guard Kit	1
▲	1 365312	(000000- )	Guard Assembly, Rh	1
▲	2 365313	(000000- )	Guard Assembly, Lh	1
▲	3 365317	(000000- )	Tube Assembly	1
▲	4 39346	(000000- )	Washer, Flat	6
▲	5 39284	(000000- )	Screw, Hex	6
▲	6 41346	(000000- )	Screw, Hex	2
▲	7 35843	(000000- )	Washer	4
▲	8 08711	(000000- )	Nut, Hex Lock	2

**Fig. 35 - Documentation Group**



07501 - 8210, D, NA

Ref.	Part No.	Serial Number	Description	Qty.
1	330210	(000000- )	Manual Pkg 8210D	1
2	330710	(000000- )	Manual, Cd-Rom, Oprtr & Parts, All [Na]	1
▽ 3	330065	(000000- )	Manual Ser 8200/8210 G/LP/Die En	1
▲ 4	84660	(000000- )	Manual V1505 (E series)	1
5	365098	(000000- )	Tape, Video, Operator, 8210	1
6	330212	(000000- )	Manual Opmt 8210D Es	1
7	330213	(000000- )	Manual Opmt 8210D Fr	1

## SECTION 4

<b>Contents</b>	<b>Page</b>
Fig. 1 - Hydraulic Piston Pump Breakdown, 364103 .....	4-2
Fig. 2 - Hydraulic Piston Pump Breakdown, 373455 .....	4-4
Fig. 3 - Hydraulic Gear Pump Breakdown, 364102 .....	4-6
Fig. 4 - Hydraulic Gear Pump Breakdown, 364101 .....	4-8
Fig. 5 - Hydraulic Gear Pump Breakdown, 1012092 .....	4-9
Fig. 6 - Hydraulic Motor Breakdown, 22604 .....	4-10
Fig. 7 - Hydraulic Motor Breakdown, 379609 .....	4-12
Fig. 8 - Hydraulic Motor Breakdown, 364104 .....	4-14
Fig. 9 - Hydraulic Motor Breakdown, 364105 .....	4-15
Fig. 10 - Hydraulic Motor Breakdown, 364108 .....	4-16
Fig. 11 - Hydraulic Steering Valve Breakdown, 73093 .....	4-18
Fig. 12 - Hydraulic Motor Breakdown, 364107 .....	4-20
Fig. 13 - Hydraulic Motor Breakdown, 364112 .....	4-21
Fig. 14 - Hydraulic Control Valve Breakdown, 364113 .....	4-22
Fig. 15 - Hydraulic Solenoid Valve Breakdown, 364115 .....	4-24
Fig. 16 - Hydraulic Solenoid Valve Breakdown, 365105 .....	4-26
Fig. 17 - Hydraulic Solenoid Valve Breakdown, 364114 .....	4-28
Fig. 18 - Hydraulic Solenoid Valve Breakdown, 364117 .....	4-30
Fig. 19 - Hydraulic Solenoid Valve Breakdown, 364116 .....	4-32
Fig. 20 - Metering Solution Pump Breakdown, 73260 .....	4-33
Fig. 21 - Pump Breakdown, 364638 .....	4-34

**Fig. 1 - Hydraulic Piston Pump Breakdown, 364103**

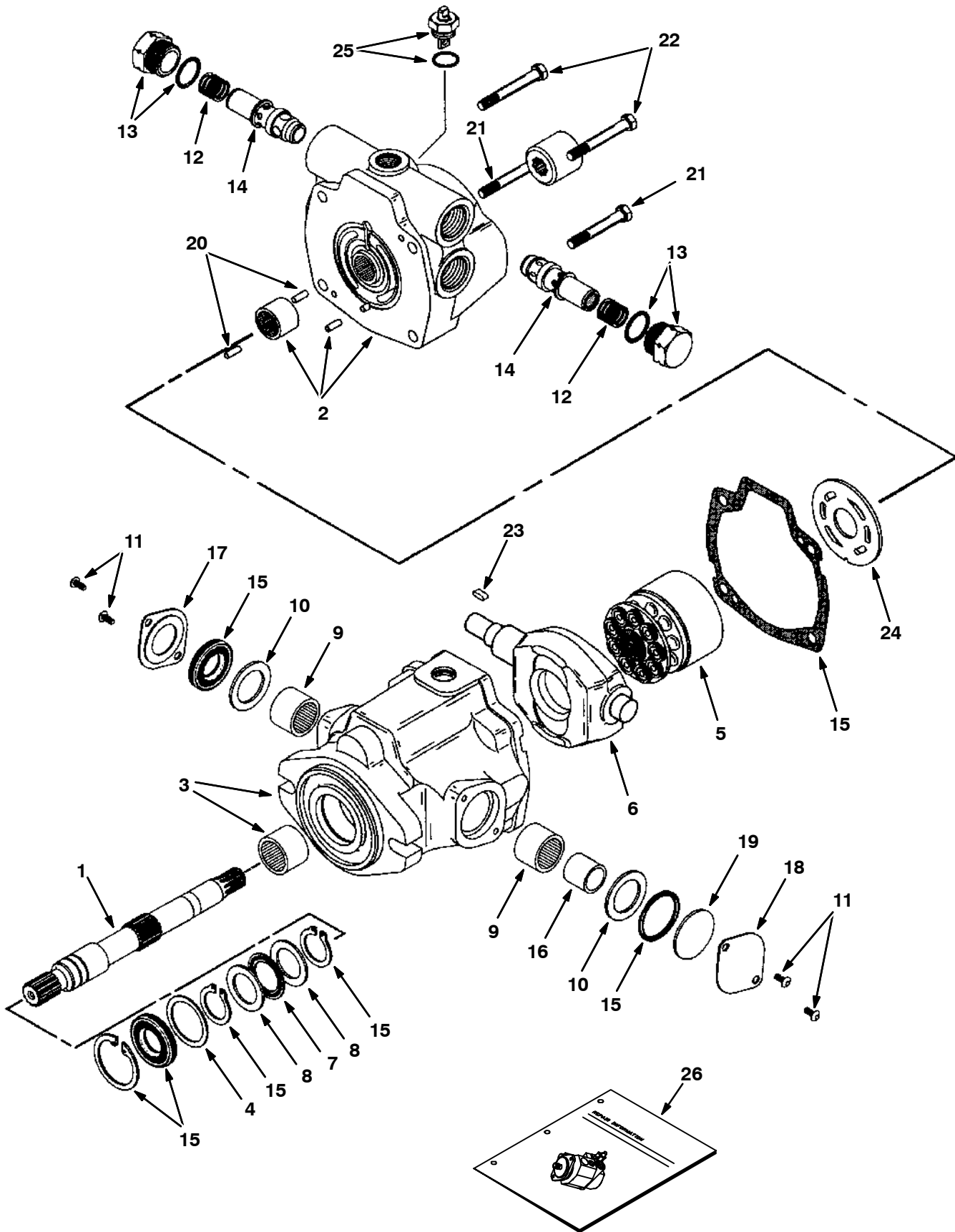




Fig. 1 - Hydraulic Piston Pump Breakdown, 364103

Ref.	Part No.	Serial Number	Description	Qty.
▽	364103	(000000-	) Pump, Hyd Piston V 1.24 R 2750	1
▲	1 21925	(000000-	) Shaft, Drive	1
▲	2 21926	(000000-	) Backplate Assy	1
▲	3 21927	(000000-	) Pump Housing Assy	1
▲	4 70096	(000000-	) Washer	1
▲	5 21963	(000000-	) Rotating Kit	1
▲	6 57897	(000000-	) Camplate	1
▲	7 74225	(000000-	) Bearing, Thrust	1
▲	8 74226	(000000-	) Race, Bearing	2
▲	9 02709	(000000-	) Bearing Cam	2
▲	10 70097	(000000-	) Washer	2
▲	11 61891	(000000-	) Screws	4
▲	12 74229	(000000-	) Spring	2
▲	13 74230	(000000-	) Plug S/A	2
▲	14 02650	(000000-	) Relief Valve	2
▲	15 70103	(000000-	) Seal Kit, Pump	1
▲	16 02705	(000000-	) Race, Inner Bearing	1
▲	17 52386	(000000-	) Cover	1
▲	18 70098	(000000-	) Cover, Trunion	1
▲	19 70099	(000000-	) Cover, O-Ring	1
▲	20 70100	(000000-	) Pin, Dowel	2
▲	21 21928	(000000-	) Screw, Cap	2
▲	22 21929	(000000-	) Screw, Cap	2
▲	23 74237	(000000-	) Key	1
▲	24 74180	(000000-	) Plate, Valve	1
▲	25 74469	(000000-	) Valve, Dump	1
▲	26 74248	(000000-	) Repair Info, Pump	1

**Fig. 2 - Hydraulic Piston Pump Breakdown, 373455**

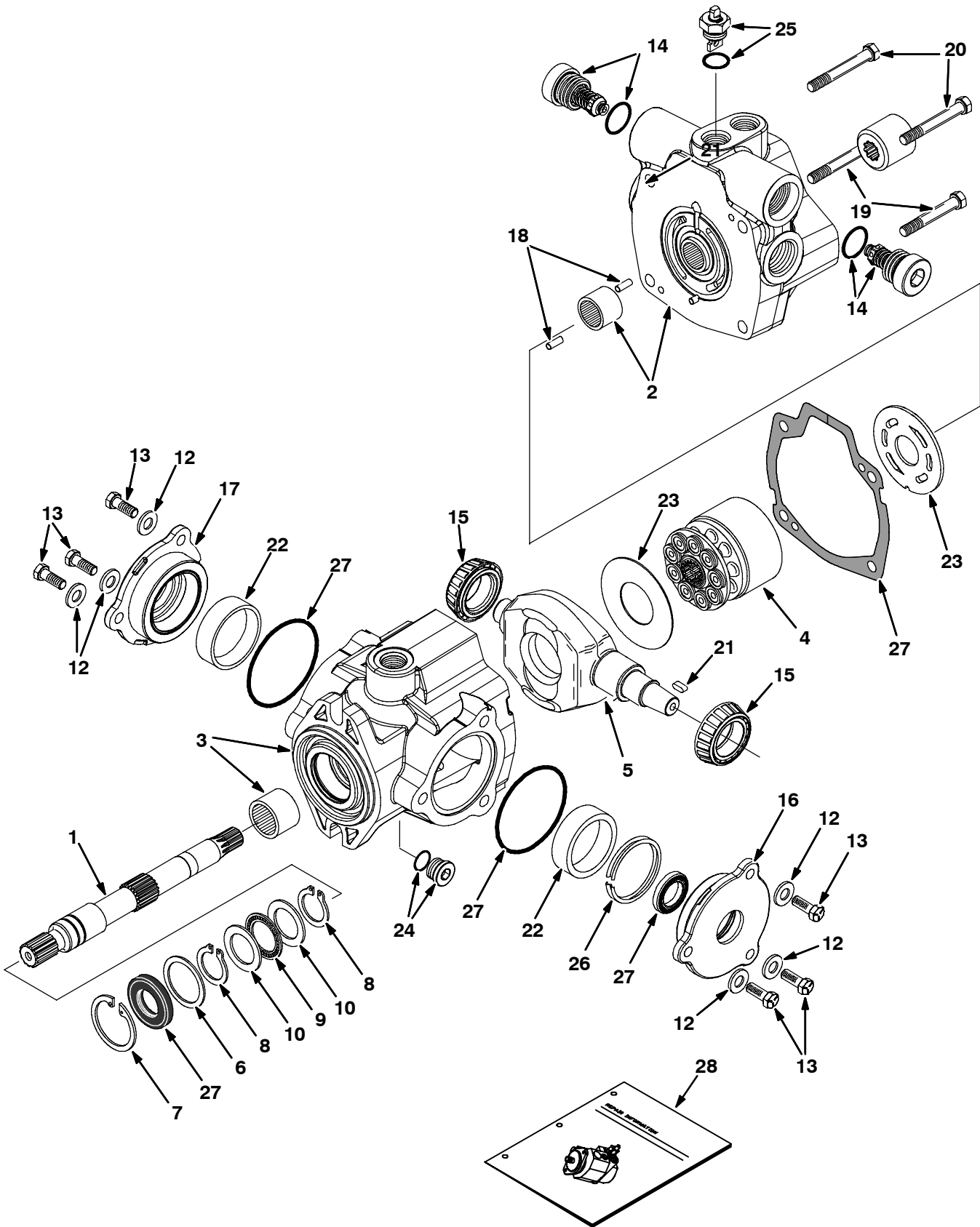


Fig. 2 - Hydraulic Piston Pump Breakdown, 373455

	Ref.	Part No.	Serial Number	Description	Qty.
▽		373455	(000000-	) Pump, Hyd, Piston, Var, 1.24 2750, Cw	1
▲	1	21925	(000000-	) Shaft, Drive, Pump, Hyd	1
▲	2	373427	(000000-	) Cover, End	1
▲	3	373389	(000000-	) Housing	1
▲	4	21963	(000000-	) Kit, Rotating, Piston, Pump, Hyd	1
▲	5	373493	(000000-	) Plate, Cam	1
▲	6	70096	(000000-	) Washer, Flat, Pump, Hyd	1
▲	7	55926	(000000-	) Ring, Retaining, Pump, Hyd	1
▲	8	373434	(000000-	) Ring, Retaining	2
▲	9	74225	(000000-	) Bearing, Thrust, Pump, Hyd	1
▲	10	74226	(000000-	) Race, Bearing, Pump, Hyd	2
▲	11	373327	(000000-	) Insert, Plate, Cam, Pump, Hyd	1
▲	12	373391	(000000-	) Washer, Pump, Hyd [En]	6
▲	13	373346	(000000-	) Screw, Cap	6
▲	14	373492	(000000-	) Valve, Relief, 2750 Psi	2
▲	15	373317	(000000-	) Bearing, Cone, Pump, Hyd	2
▲	16	373393	(000000-	) Plate, Cover	1
▲	17	373394	(000000-	) Plate, Cover	1
▲	18	70100	(000000-	) Pin, Dowel, Pump, Hyd	2
▲	19	373347	(000000-	) Screw, Cap	2
▲	20	373348	(000000-	) Screw, Cap	2
▲	21	74237	(000000-	) Key, Shaft, Pump, Hyd	1
▲	22	373395	(000000-	) Bearing, Cup	2
▲	23	74180	(000000-	) Plate, Valve, Pump, Hyd	1
▲	24	13907	(000000-	) Fitting, Plug, O-Ring [En]	1
▲	25	373413	(000000-	) Actuator, Valve, Bypass [113393-001] En	1
▲	26	373402	(000000-	) Kit, Shim	1
▲	27	373398	(000000-	) Kit, Seal, Hyd, Pump	1
▲	28	373429	(000000-	) Instr, Repair, Pump	1

**Fig. 3 - Hydraulic Gear Pump Breakdown, 364102**

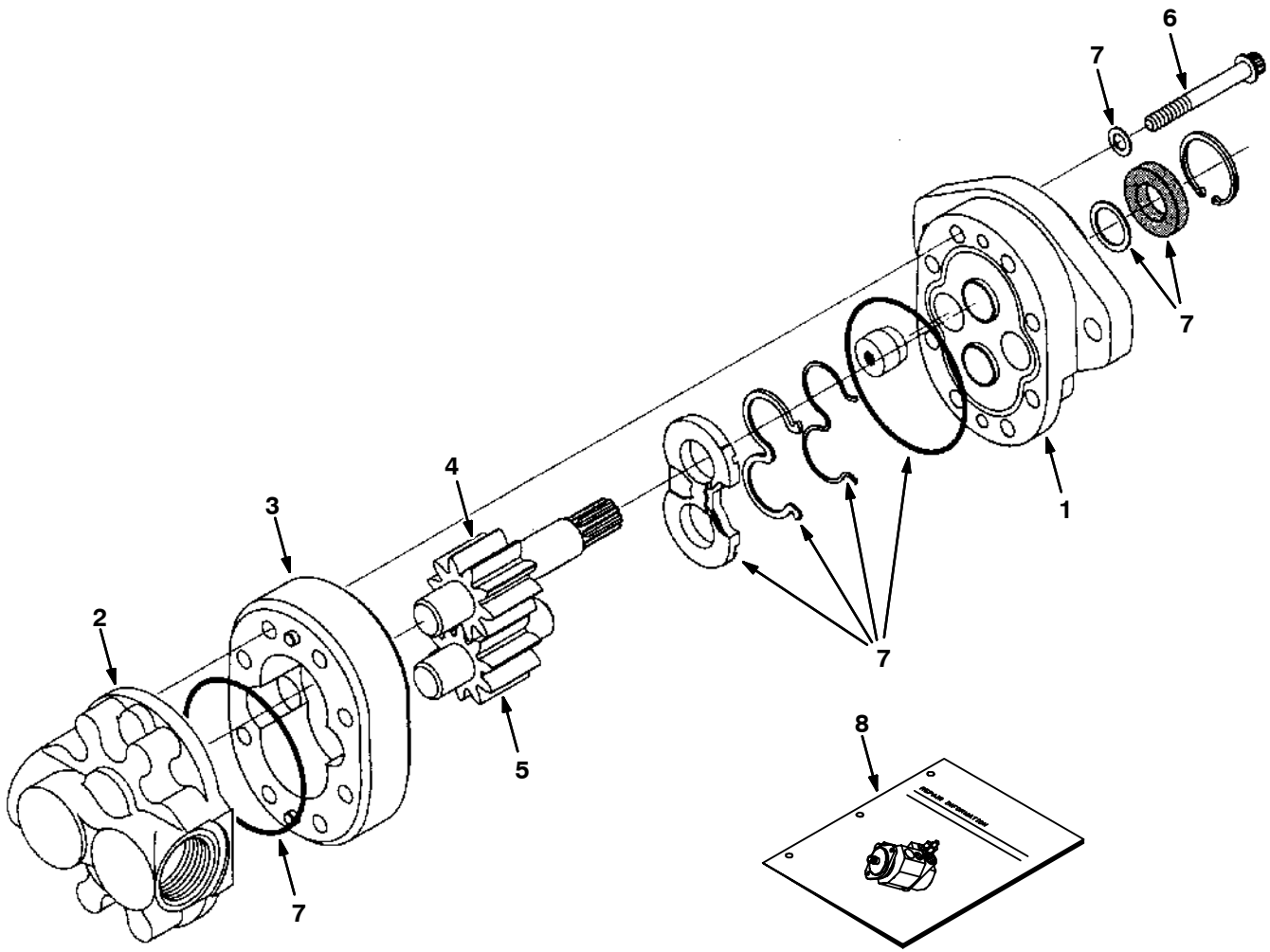
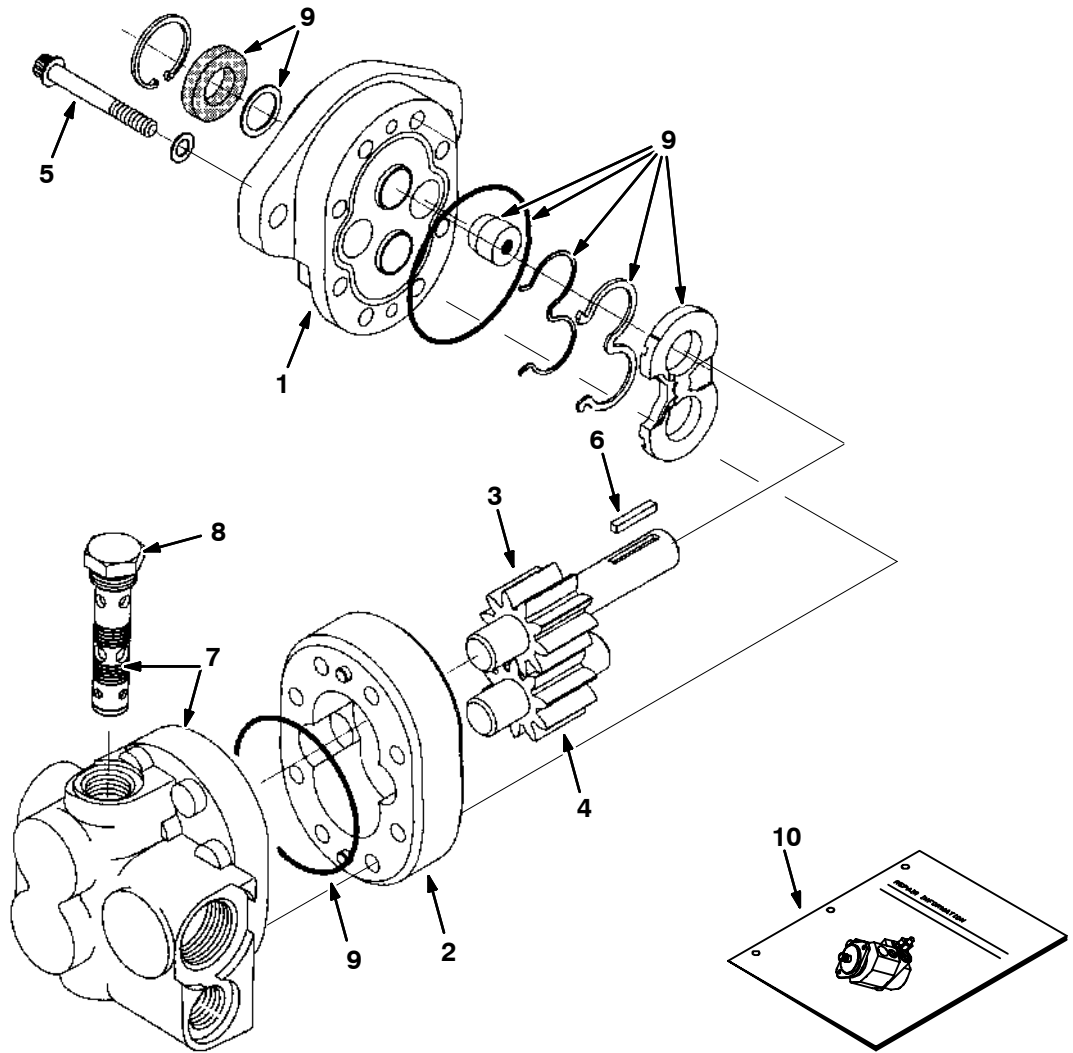


Fig. 3 - Hydraulic Gear Pump Breakdown, 364102

	Ref.	Part No.	Serial Number	Description	Qty.
▽		364102	(000000-	) Pump, Hyd Gear	1
▲	1	373201	(000000-	) Frontplate Assy	1
▲	2	373202	(000000-	) Backplate Assy	1
▲	3	373203	(000000-	) Body Assembly	1
▲	4	373204	(000000-	) Drive Gear Assy	1
▲	5	373205	(000000-	) Idler Gear Assy	1
▲	6	373206	(000000-	) Screw, Cap	8
▲	7	373208	(000000-	) Seal Kit, Pump	1
▲	8	373207	(000000-	) Repair Info,Pmp	1

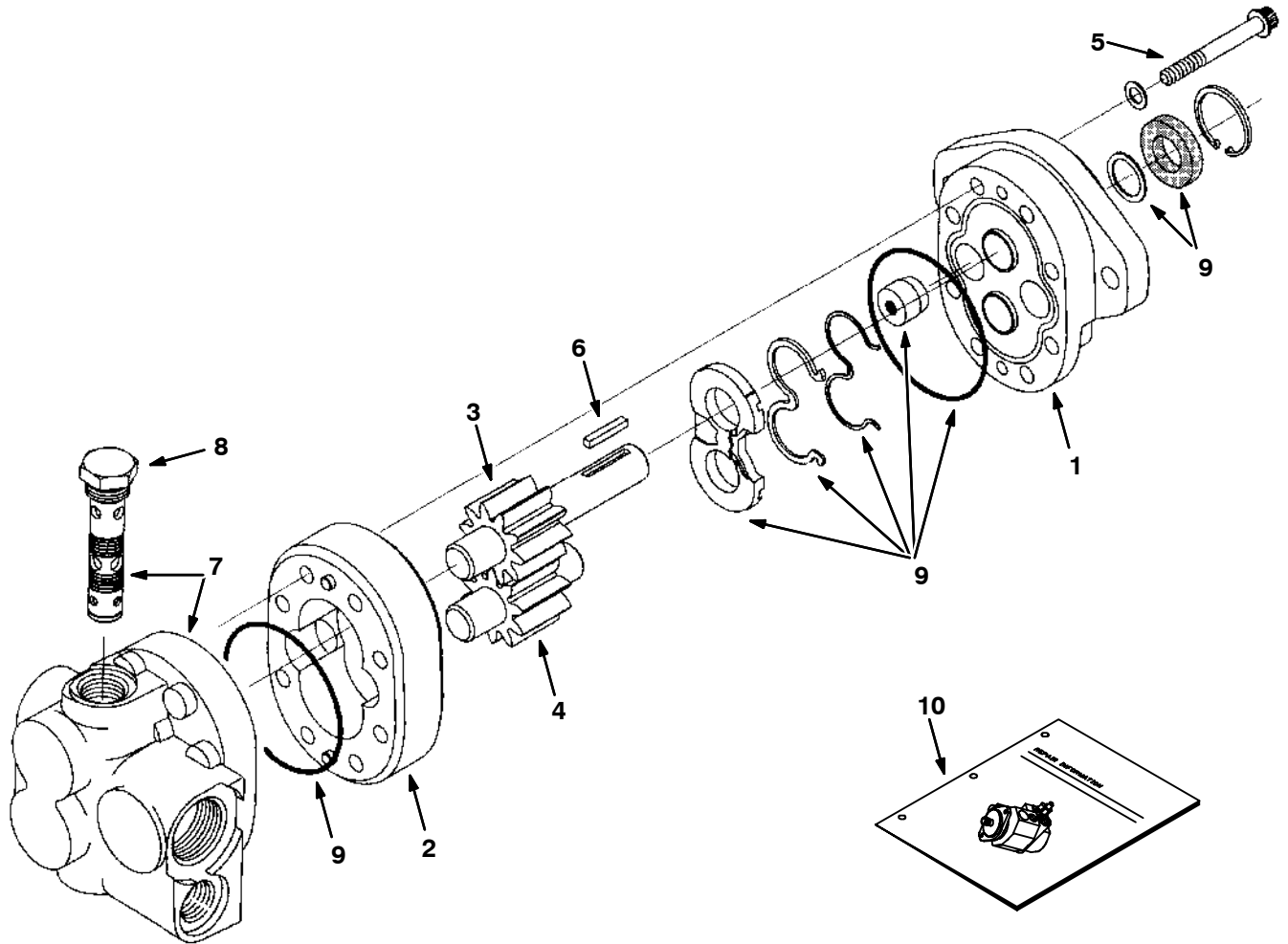
**Fig. 4 - Hydraulic Gear Pump Breakdown, 364101**



351595 - 09670 - ALL

Ref.	Part No.	Serial Number	Description	Qty.	
▽	364101	(000000-	) Pump, Hyd Gear	1	
▲	1	373201	(000000-	) Frontplate Assembly	1
▲	2	373209	(000000-	) Body Assembly	1
▲	3	373210	(000000-	) Drive Gear Assembly	1
▲	4	373211	(000000-	) Idler Gear Assembly	1
▲	5	373212	(000000-	) Screw, Cap	8
▲	6	373213	(000000-	) Key	1
▲▽	7	373215	(000000-	) Backplate Kit	1
▲▲	8	373214	(000000-	) Cart, Logic control	1
▲	9	373208	(000000-	) Seal Kit	1
▲	10	373207	(000000-	) Repair Info	1

**Fig. 5 - Hydraulic Gear Pump Breakdown, 1012092**



351595 - 09670 - ALL

Ref.	Part No.	Serial Number	Description	Qty.	
▽	1012092	(000000-	) Pump, Hyd Gear	1	
▲	1	373201	(000000-	) Frontplate Assembly	1
▲	2	373209	(000000-	) Body Assembly	1
▲	3	373210	(000000-	) Drive Gear Assembly	1
▲	4	373211	(000000-	) Idler Gear Assembly	1
▲	5	373212	(000000-	) Screw, Cap	8
▲	6	373213	(000000-	) Key	1
▲▽	7	373215	(000000-	) Backplate Kit	1
▲▲	8	373214	(000000-	) Cart, Logic control	1
▲	9	373208	(000000-	) Seal Kit	1
▲	10	373207	(000000-	) Repair Info	1

**Fig. 6 - Hydraulic Motor Breakdown, 22604**

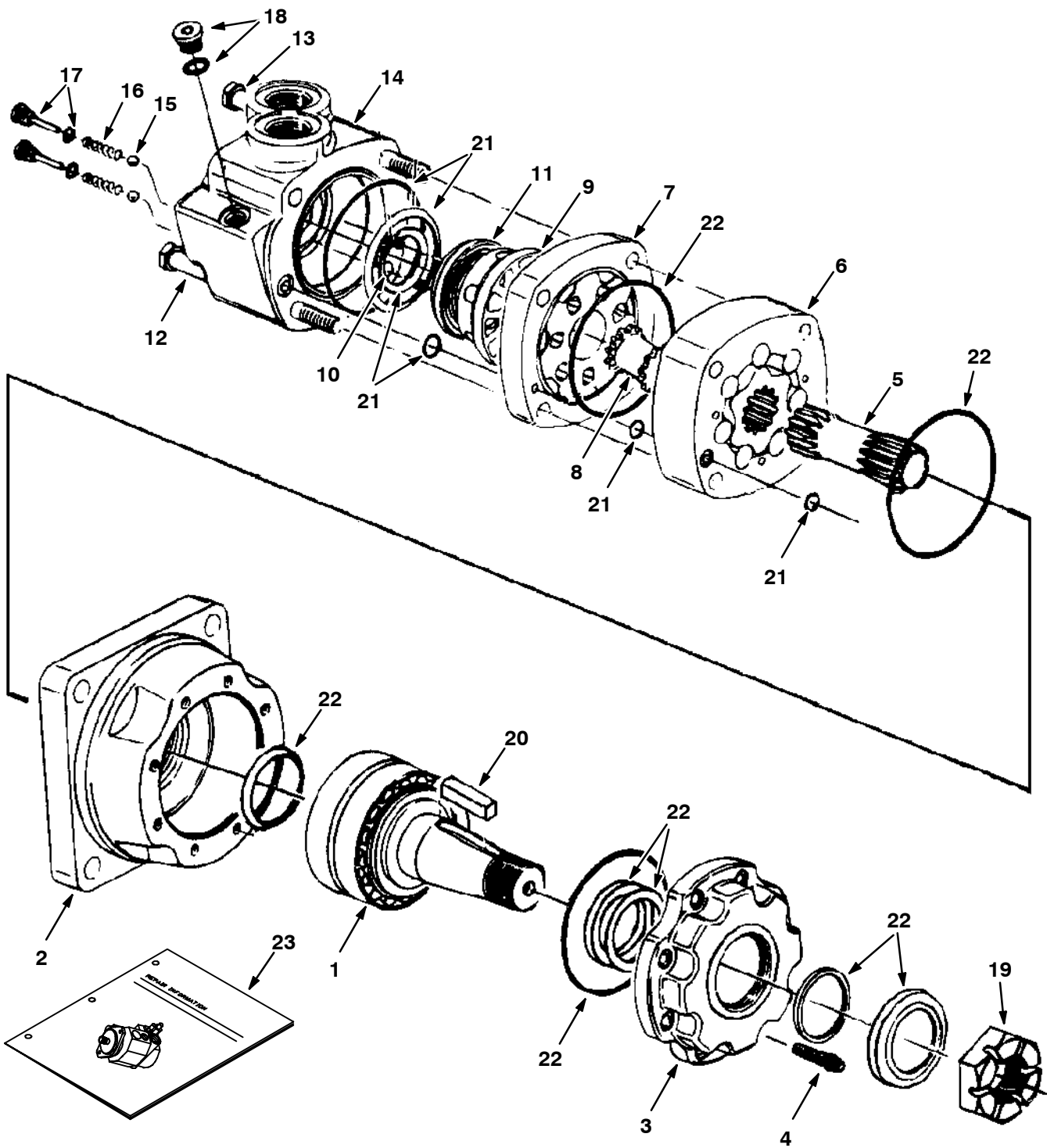




Fig. 6 - Hydraulic Motor Breakdown, 22604

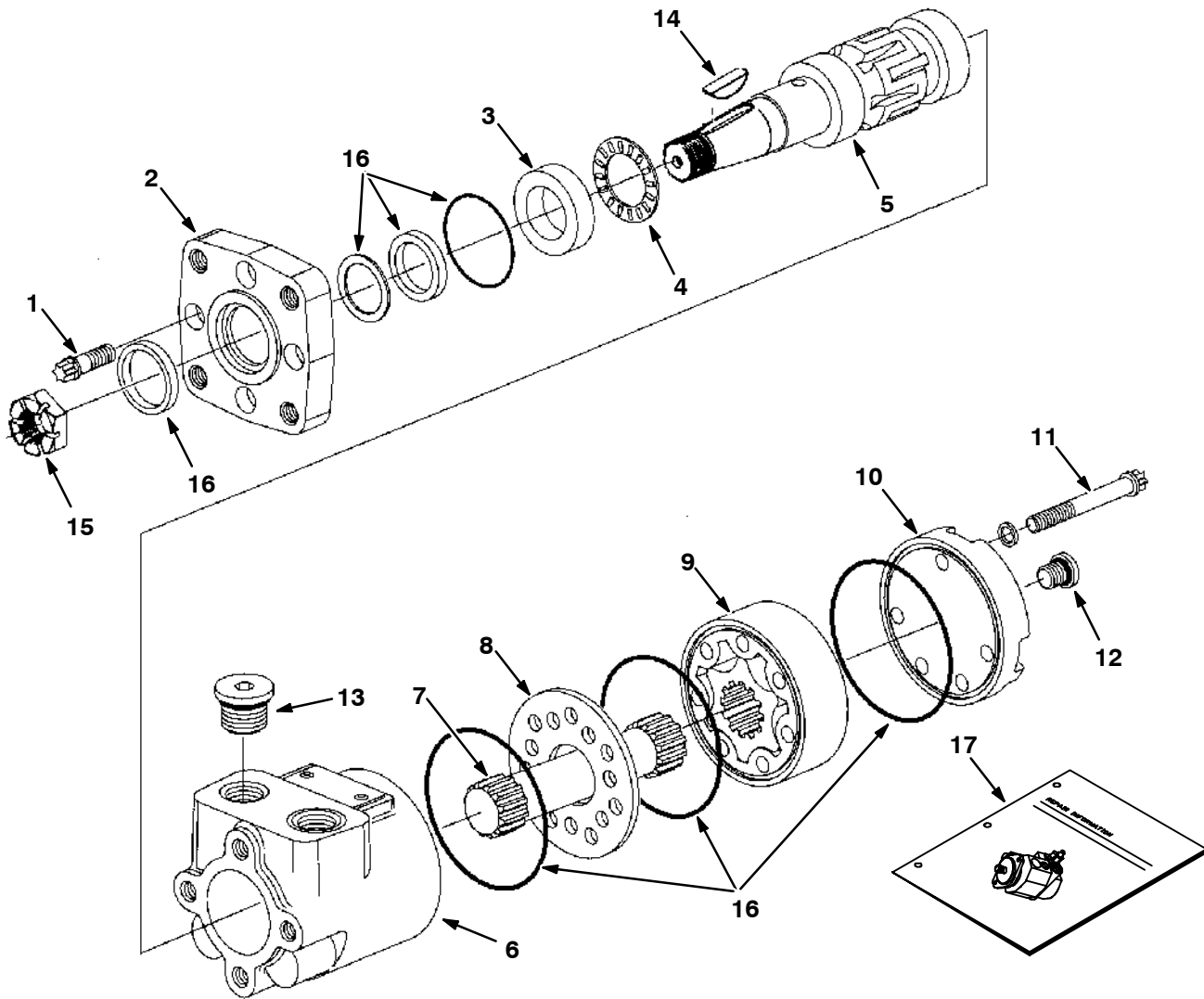
Ref.	Part No.	Serial Number	Description	Qty.
▽	22604	(000000-	) Motor, Hyd Gear	1
▲	1 74165	(000000-	) Shaft S/A	1
▲	2 74166	(000000-	) Housing, Brg	1
▲	3 74167	(000000-	) Retainer, Frt	1
▲	4 74168	(000000-	) Screw, Cap	8
▲	5 37616	(000000-	) Drive	1
▲	6 37756	(000000-	) Geroler	1
▲	7 74122	(000000-	) Plate, Valve	1
▲	8 52405	(000000-	) Valve	1
▲	9 74123	(000000-	) Valve	1
▲	10 34178	(000000-	) Spring	2
▲	11 38968	(000000-	) Ring	1
▲	12 74125	(000000-	) Bolt	3
▲	13 38255	(000000-	) Bolt	1
▲	14 74171	(000000-	) Housing Assy,	1
▲	15 37766	(000000-	) Ball	2
▲	16 34179	(000000-	) Spring	2
▲	17 74137	(000000-	) Plug Assembly	2
▲	18 74098	(000000-	) Plug #4	1
▲	19 45622	(000000-	) Nut	1
▲	20 45623	(000000-	) Key	1
▲	21 33580	(000000-	) Seal Kit, Rear	1
▲	22 79828	(000000-	) Seal Kit, Shaft	1
▲	23 74249	(000000-	) Instr. Repair Info, Motor	1



Fig. 7 - Hydraulic Motor Breakdown, 379609

Ref.	Part No.	Serial Number	Description	Qty.
▽	379609	(000000-	) Motor, Hyd, Gear, [Int], 19.0 X 3000	1
▲	1 74165	(000000-	) Shaft, Motor, Hyd	1
▲	2 74166	(000000-	) Housing, Brg, Motor, Hyd	1
▲	3 74167	(000000-	) Retainer, Motor, Hyd	1
▲	4 74168	(000000-	) Screw, Cap, Motor, Hyd	8
▲	5 37616	(000000-	) Drive, Motor, Hyd	1
▲	6 37756	(000000-	) Geroler, Motor, Hyd	1
▲	7 74122	(000000-	) Plate, Valve, Motor, Hyd	1
▲	8 52405	(000000-	) Valve, Motor, Hyd	1
▲	9 74123	(000000-	) Valve, Motor, Hyd	1
▲	10 34178	(000000-	) Spring, Motor, Hyd	2
▲	11 38968	(000000-	) Ring, Motor, Hyd	1
▲	12 74125	(000000-	) Bolt, Motor, Hyd	3
▲	13 38255	(000000-	) Bolt, Motor, Hyd	1
▲	14 373297	(000000-	) Housing, Valve	1
▲	15 373298	(000000-	) Plug	1
▲	16 373260	(000000-	) Plug, Pump, Hyd, Gear	2
▲	17 373299	(000000-	) Plug	1
▲	18 373291	(000000-	) Spring	2
▲	19 373217	(000000-	) Piston, Pump, Hyd, Gear	1
▲	20 373226	(000000-	) Poppet, Pump, Hyd, Gear	2
▲	21 373236	(000000-	) Sleeve, Dashpo, Pump, Hyd, Gear	2
▲	22 45622	(000000-	) Nut, Motor, Hyd	1
▲	23 45623	(000000-	) Key, Motor, Hyd	1
▲	24 79828	(000000-	) Kit, Seal, Motor, Hyd	1
▲	25 33580	(000000-	) Kit, Seal, Motor, Hyd	1
	26 79729	(000000-	) Instr, Repair, Motor, Hyd, Gear	1

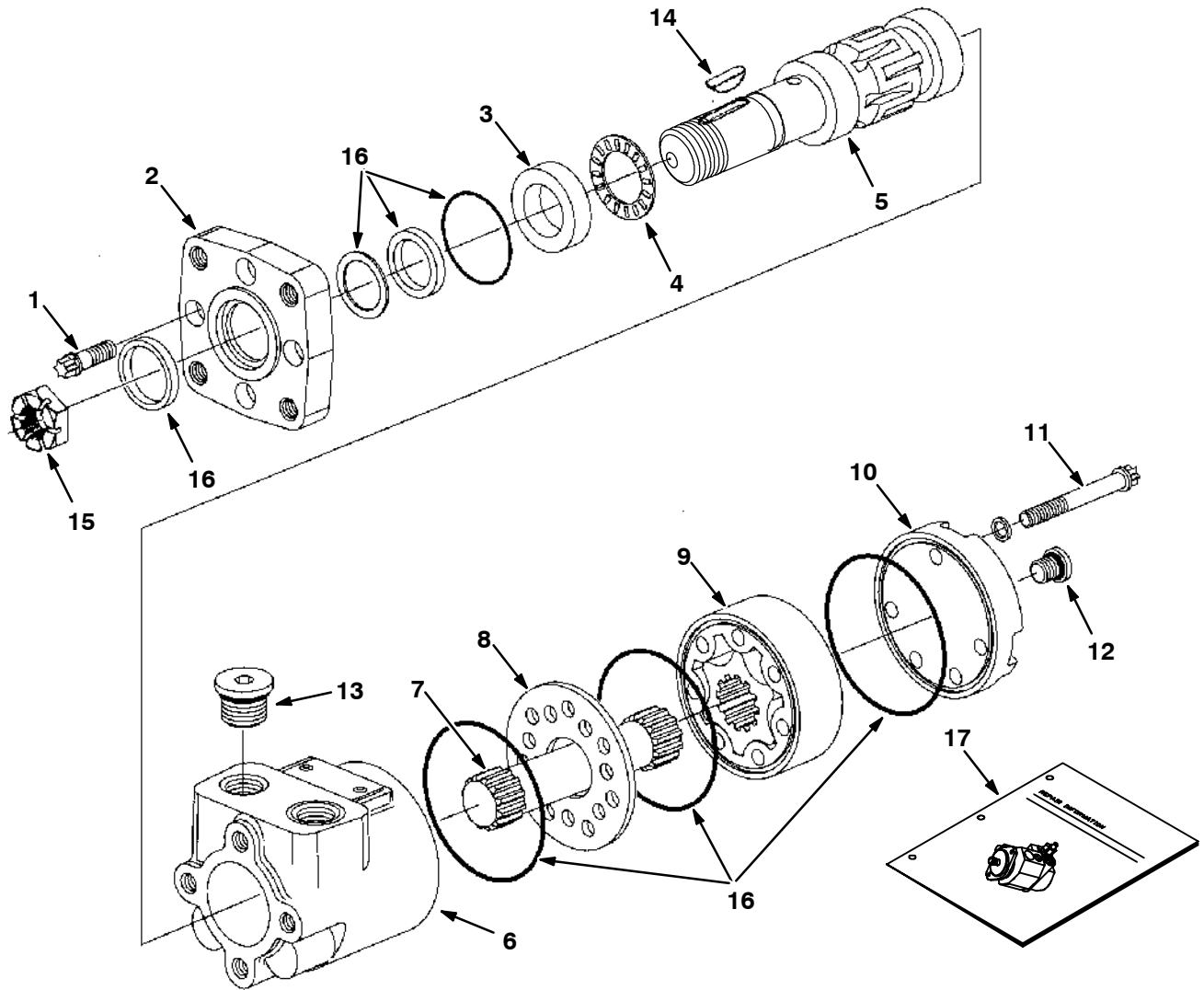
**Fig. 8 - Hydraulic Motor Breakdown, 364104**



09606 - 09670 - ALL

Ref.	Part No.	Serial Number	Description	Qty.	
▽	364104	(000000-	) Motor, Hyd Gear In 02.8 B 1500	1	
▲	1	37555	(000000-	) Cap, Screw	4
▲	2	31354	(000000-	) Flange Mounting	1
▲	3	16695	(000000-	) Race Thrust	1
▲	4	45628	(000000-	) Thrust Bearing	1
▲	5	31375	(000000-	) Shaft, Output	1
▲	6	74100	(000000-	) Housing	1
▲	7	31379	(000000-	) Drive	1
▲	8	74094	(000000-	) Spacer Plate	1
▲	9	27763	(000000-	) Gerotor Set	1
▲	10	74095	(000000-	) End, Cap	1
▲	11	65241	(000000-	) Cap, Screw	5
▲	12	74098	(000000-	) Plug Assembly	1
▲	13	74099	(000000-	) Plug Assembly	2
▲	14	00500-15	(000000-	) Key-Wdruff 0.25 1.00	1
▲	15	39527	(000000-	) Nut-Hxslot .75-16 Pltd	1
▲	16	28835	(000000-	) Seal Replmt Kit	1
▲	17	74250	(000000-	) Instruction, Repair, Motor	1

**Fig. 9 - Hydraulic Motor Breakdown, 364105**



09610 - 09670 - ALL

Ref.	Part No.	Serial Number	Description	Qty.	
▽	364105	(000000-	) Motor, Hyd Gear In 07.3 B 1500	1	
▲	1	37555	(000000-	) Cap, Screw	4
▲	2	22609	(000000-	) Flange Mounting	1
▲	3	16695	(000000-	) Race Thrust	1
▲	4	45628	(000000-	) Thrust Bearing	1
▲	5	22614	(000000-	) Shaft, Output	1
▲	6	74100	(000000-	) Housing	1
▲	7	34176	(000000-	) Drive	1
▲	8	74094	(000000-	) Spacer Plate	1
▲	9	31381	(000000-	) Gerotor Set	1
▲	10	74095	(000000-	) End, Cap	1
▲	11	74174	(000000-	) Cap, Screw	5
▲	12	74098	(000000-	) Plug Assembly	1
▲	13	74099	(000000-	) Plug Assembly	2
▲	14	00500-15	(000000-	) Key-Wdruff 0.25 1.00	1
▲	15	39527	(000000-	) Nut-Hxslot .75-16 Pltd	1
▲	16	22615	(000000-	) Seal Replmt Kit	1
▲	17	74250	(000000-	) Instruction, Repair, Motor	1

**Fig. 10 - Hydraulic Motor Breakdown, 364108**

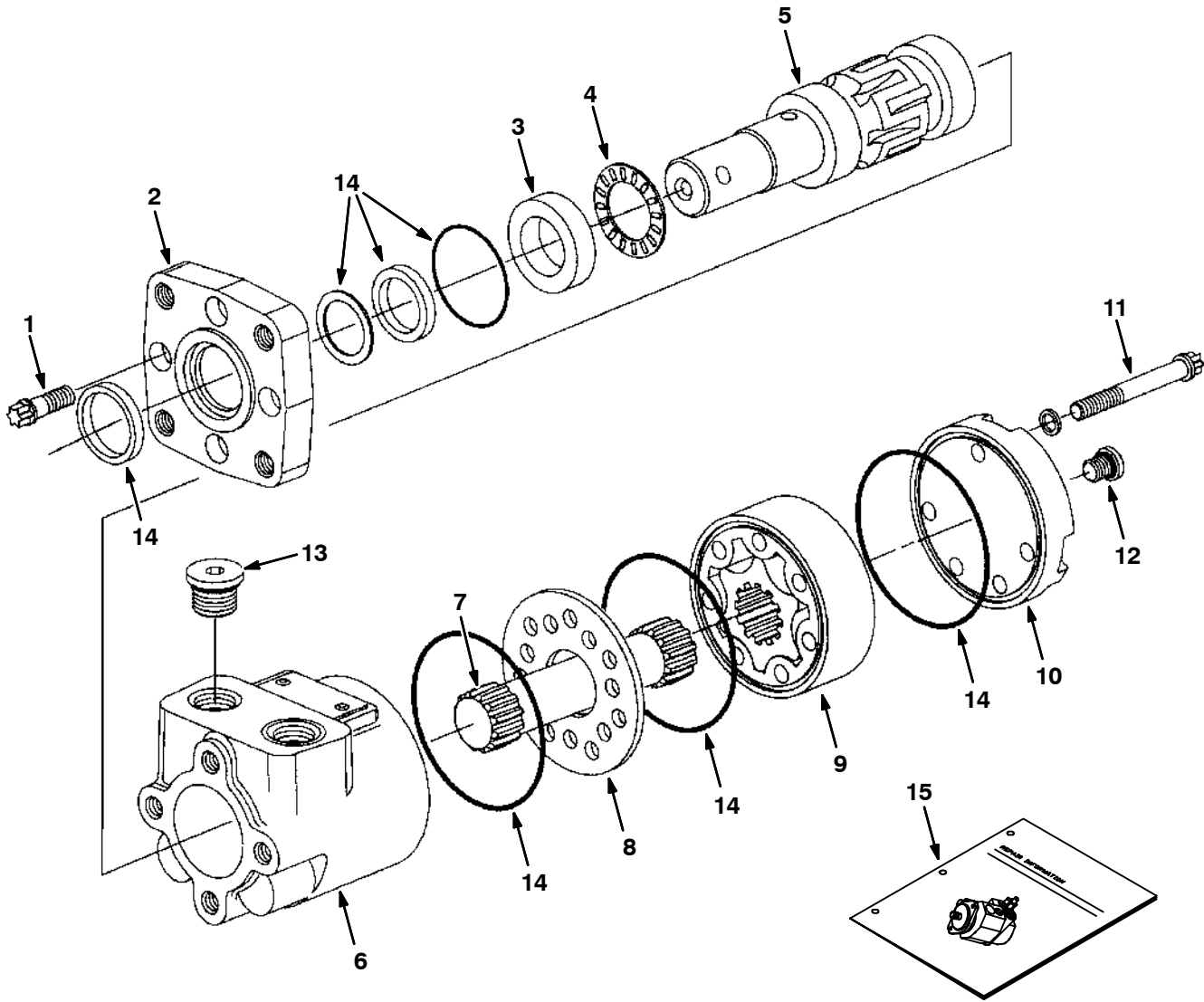


Fig. 10 - Hydraulic Motor Breakdown, 364108

	Ref.	Part No.	Serial Number	Description	Qty.
▽		364108	(000000-	) Motor, Hyd Gear In 14.1 B 1500	1
▲	1	37555	(000000-	) Screw	4
▲	2	22609	(000000-	) Flg, Mtg 4-Bolt	1
▲	3	16695	(000000-	) Race Thrust	1
▲	4	45628	(000000-	) Bearing, Thrust	1
▲	5	22621	(000000-	) Shaft, Output	1
▲	6	74100	(000000-	) Housing	1
▲	7	31377	(000000-	) Drive	1
▲	8	74094	(000000-	) Spacer	1
▲	9	31384	(000000-	) Gerotor Set	1
▲	10	74095	(000000-	) End Cap	1
▲	11	22622	(000000-	) Cap Screw	5
▲	12	74098	(000000-	) Plug	1
▲	13	74099	(000000-	) Plug	2
▲	14	22615	(000000-	) Seal Kit, Motor	1
▲	15	74250	(000000-	) Instruction, Repair, Motor	1

**Fig. 11 - Hydraulic Steering Valve Breakdown, 73093**

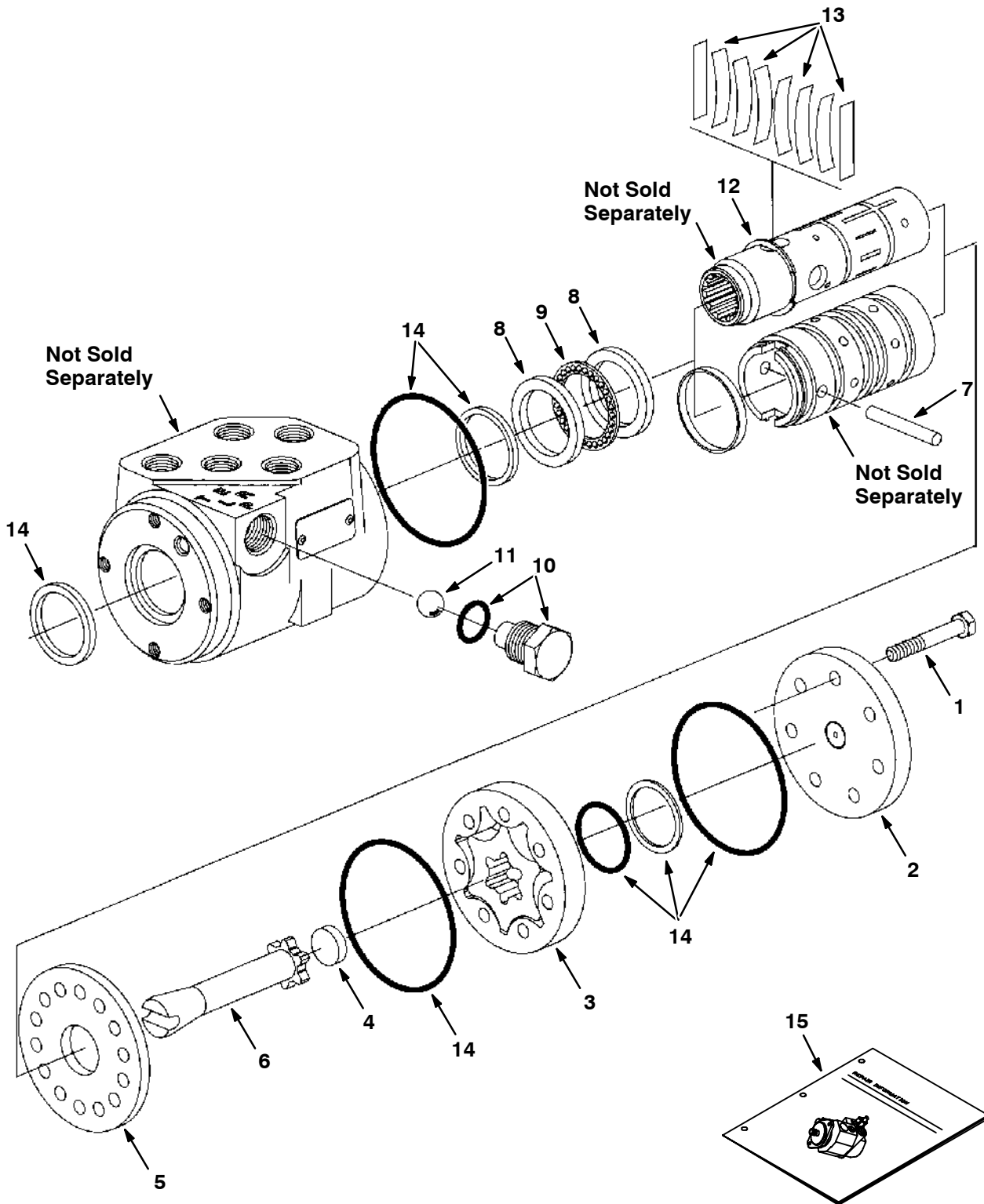
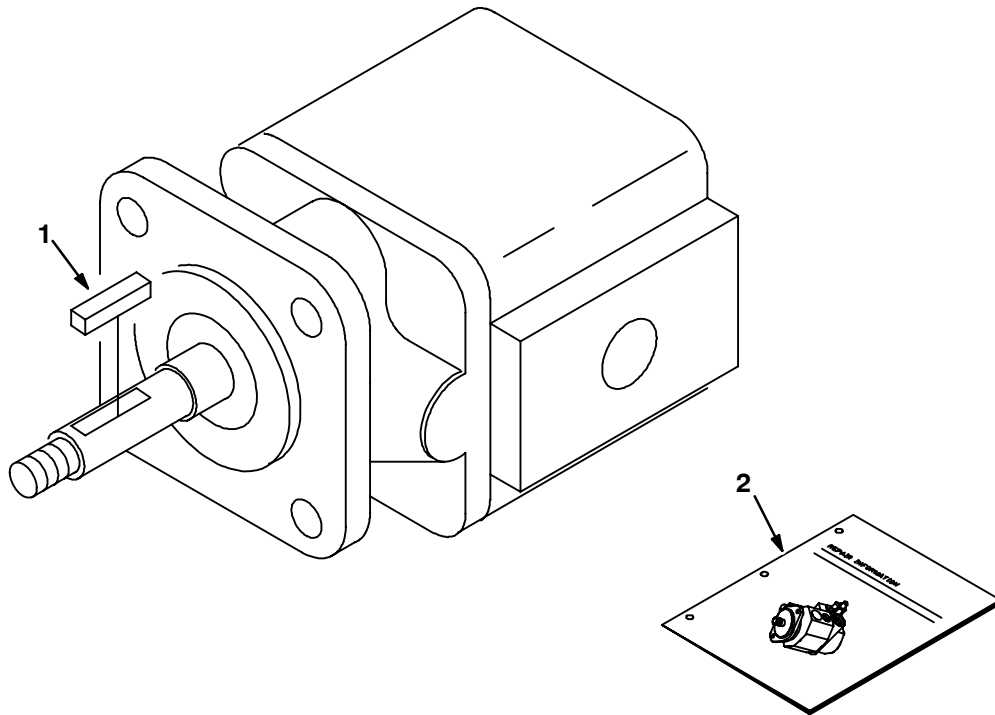




Fig. 11 - Hydraulic Steering Valve Breakdown, 73093

	Ref.	Part No.	Serial Number	Description	Qty.
▽		73093	(000000-	) Steer Control, NYD#2 06.1 1000	1
▲	1	74183	(000000-	) Screw, Cap	7
▲	2	74185	(000000-	) Cap, End	1
▲	3	74192	(000000-	) Gerotor S/A	1
▲	4	74193	(000000-	) Spacer	1
▲	5	74222	(000000-	) Plate, Wear	1
▲	6	74231	(000000-	) Drive	1
▲	7	74232	(000000-	) Pin	1
▲	8	74234	(000000-	) Race, Bearing	2
▲	9	74236	(000000-	) Bearing	1
▲	10	74241	(000000-	) Plug Assy	1
▲	11	74242	(000000-	) Ball	1
▲	12	74243	(000000-	) Ring, Retaining	1
▲	13	74196	(000000-	) Spring Kit, Scu	1
▲	14	74244	(000000-	) Seal Kit, Stg	1
▲	15	74245	(000000-	) Repair Info	1

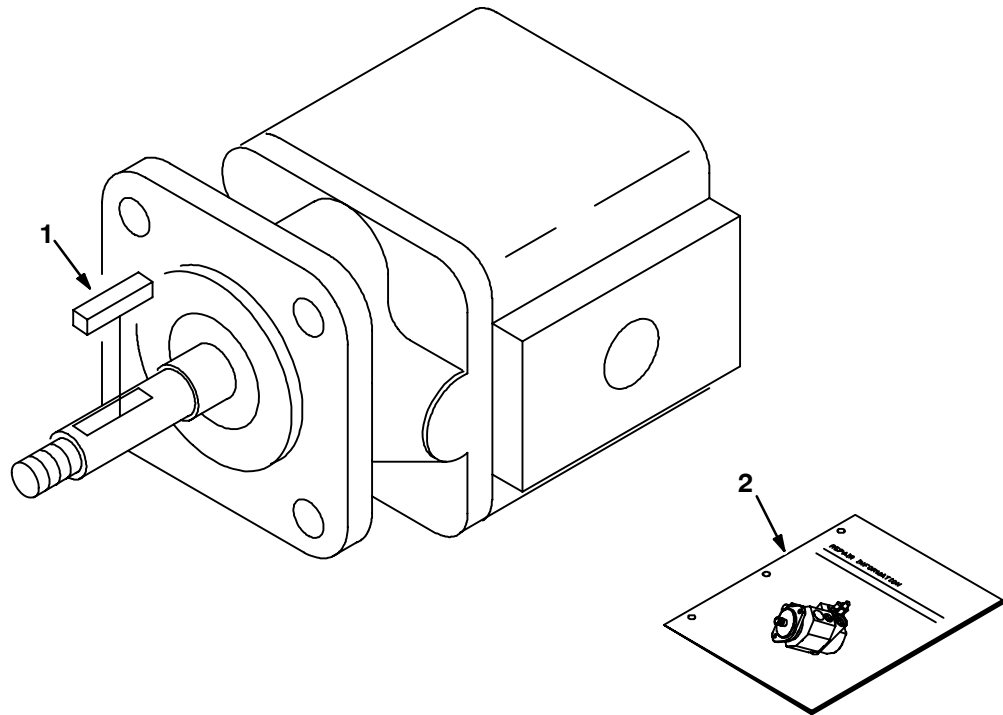
**Fig. 12 - Hydraulic Motor Breakdown, 364107**



09664 - 09670 - ALL

	<b>Ref.</b>	<b>Part No.</b>	<b>Serial Number</b>	<b>Description</b>	<b>Qty.</b>
▽		364107	(000000-	) Motor, Hyd Gear Ex 0.13 B 3000	1
▲	1	00954	(000000-	) Key Square 0.12 0.12 01.00 Lg	1
▲		74233	(000000-	) Seal Kit, Hyd Mtr Gear	1
▲	2	IB3614	(000000-	) Repair Info.	1

**Fig. 13 - Hydraulic Motor Breakdown, 364112**



09664 - 09670 - ALL

Ref.	Part No.	Serial Number	Description	Qty.
▽	364112	(000000-	) Motor, Hyd Gear Ex 0.23 B 3000	1
▲	1 00954	(000000-	) Key Square 0.12 0.12 01.00 Lg	1
▲	74233	(000000-	) Seal Kit, Hyd Mtr Gear	1
▲	2 IB3614	(000000-	) Repair Info.	1

**Fig. 14 - Hydraulic Control Valve Breakdown, 364113**

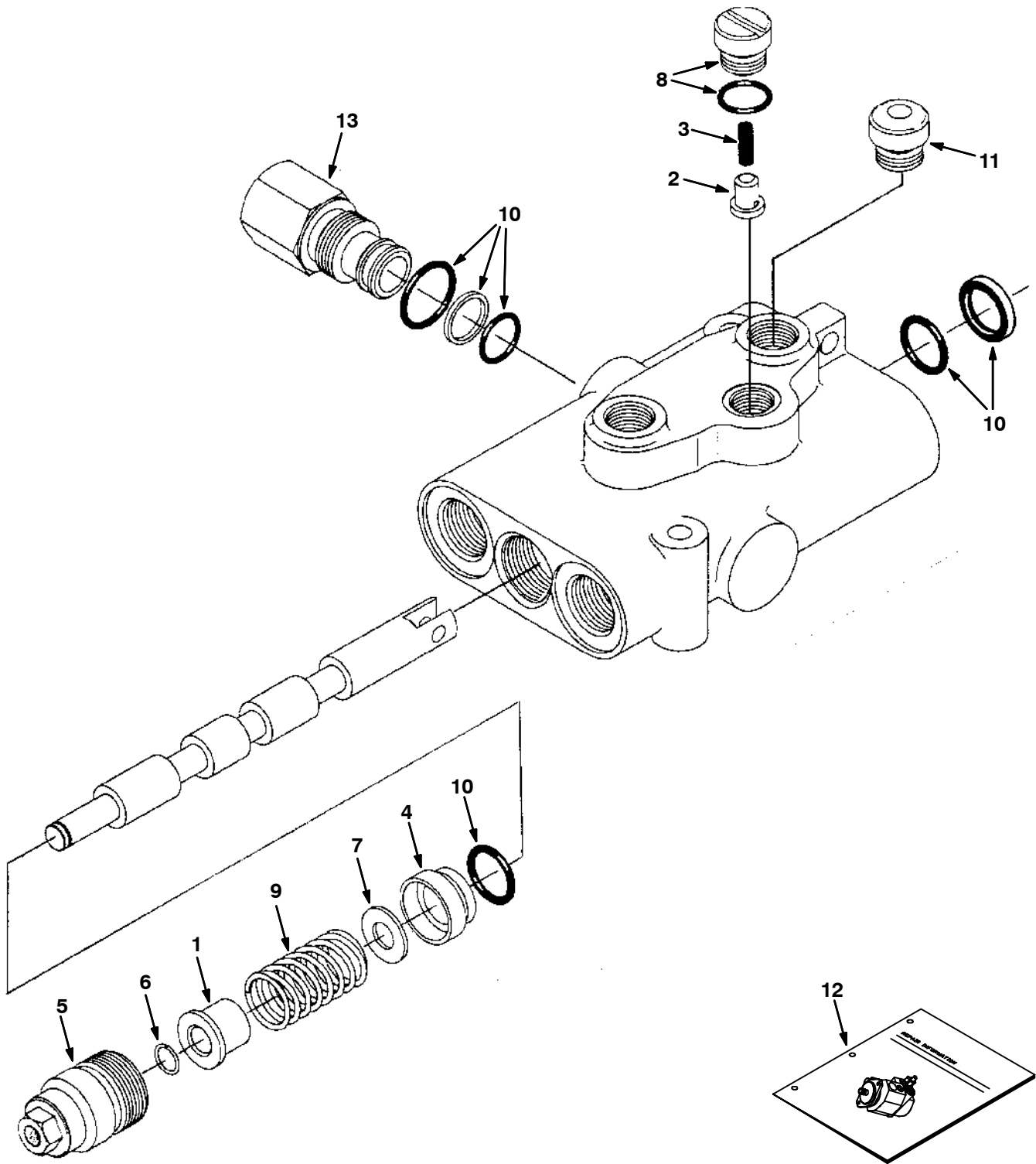


Fig. 14 - Hydraulic Control Valve Breakdown, 364113

	Ref.	Part No.	Serial Number	Description	Qty.
▽		364113	(000000-	) Valve, Hyd Control Man	1
▲	1	79785	(000000-	) Spacer	1
▲	2	79786	(000000-	) Plunger	1
▲	3	79787	(000000-	) Spring	1
▲	4	79788	(000000-	) Bushing	1
▲	5	79789	(000000-	) Cap Assembly	1
▲	6	79792	(000000-	) Ring, Retaining	1
▲	7	79794	(000000-	) Washer	1
▲	8	79795	(000000-	) Plug & O-Ring	1
▲	9	79796	(000000-	) Spring	1
▲	10	79812	(000000-	) Seal Kit, Vlv	1
▲	11	13904	(000000-	) Plug Gage #6	1
▲	12	79820	(000000-	) Instr. Valve Repair Info	1
	13	79823	(000000-	) Plug Assy,Byd	1



Fig. 15 - Hydraulic Solenoid Valve Breakdown, 364115

	Ref.	Part No.	Serial Number	Description	Qty.
▽		364115	(000000-	) Valve, Hyd Control Sol	1
▲▽	1	21919	(000000-	) Cart, Pilot Chk	1
▲▲	2	79711	(000000-	) Seal Kit, Cart	1
▲▽	3	74146	(000000-	) Cart, Check Valve	1
▲▲	4	79711	(000000-	) Seal Kit, Cart	1
▲▽	5	79739	(000000-	) Valve, Stem	3
▲▲	6	79731	(000000-	) Nut	1
▲▲	7	79711	(000000-	) Seal Kit, Cart	1
▲▲	8	79740	(000000-	) Seal Kit, Coil	1
▲▽	9	22649	(000000-	) Cart, Psi Cn	1
▲▲	10	79711	(000000-	) Seal Kit, Cart	1
▲▲	11	79719	(000000-	) Valve Stem 4W2P	1
▲▲	12	79728	(000000-	) Nut	1
▲▲	13	79711	(000000-	) Seal Kit, Cart	1
▲▲	14	79740	(000000-	) Seal Kit, Coil	1
▲	15	21916	(000000-	) Solenoid, 12V	4
▲	16	74098	(000000-	) Plug	8
▲	17	13902	(000000-	) Plug	5
▲	18	13904	(000000-	) Plug, Gauge	3
▲	19	74099	(000000-	) Plug	1

**Fig. 16 - Hydraulic Solenoid Valve Breakdown, 365105**

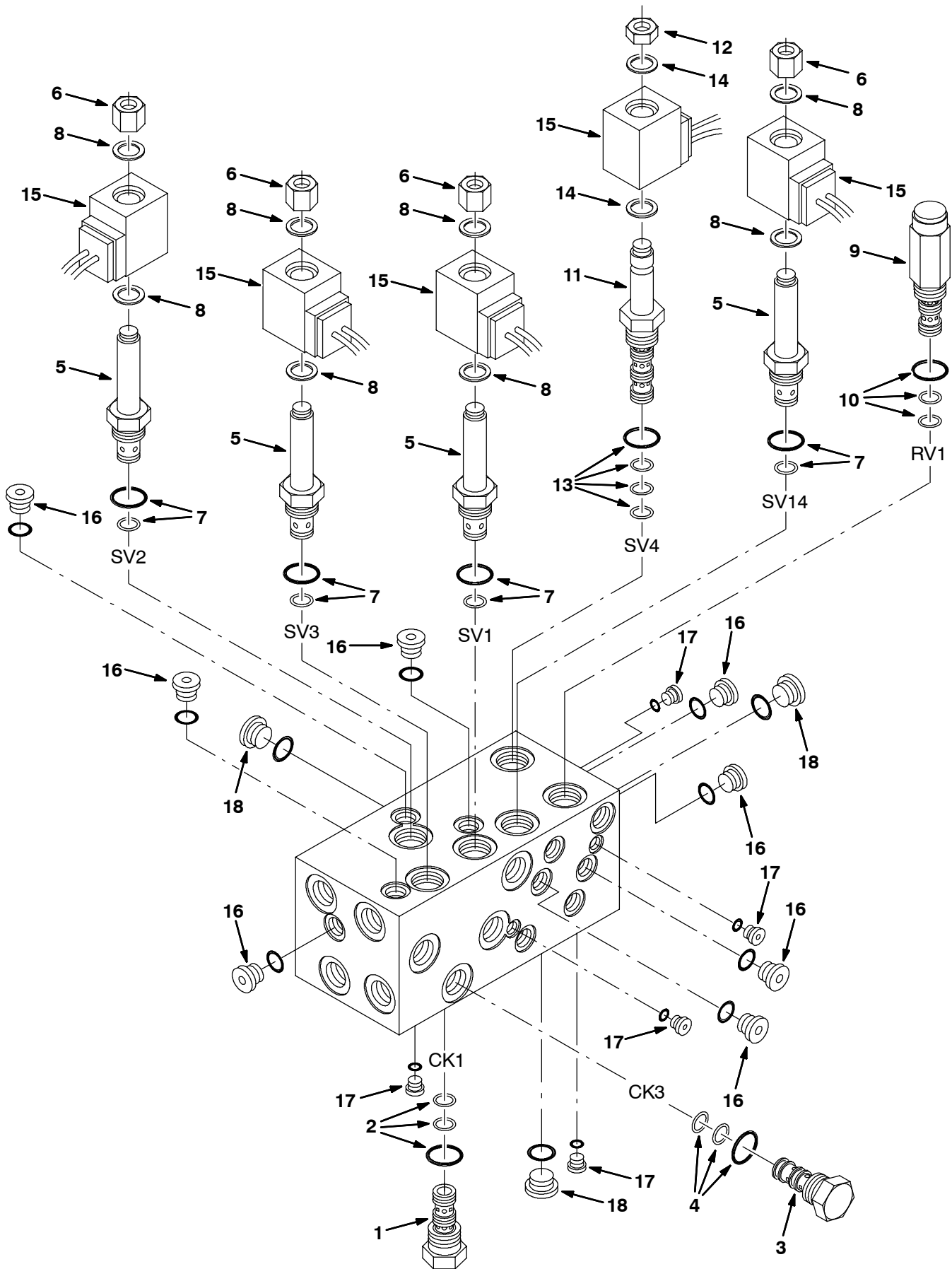




Fig. 16 - Hydraulic Solenoid Valve Breakdown, 365105

	Ref.	Part No.	Serial Number	Description	Qty.
▽		365105	(000000-	) Valve, Hyd Control Sol	1
▲▽	1	21919	(000000-	) Cart, Pilot Chk	1
▲▲	2	79711	(000000-	) Seal Kit, Cart	1
▲▽	3	74146	(000000-	) Cart, Check Valve	1
▲▲	4	79711	(000000-	) Seal Kit, Cart	1
▲▽	5	79739	(000000-	) Valve, Stem	4
▲▲	6	79731	(000000-	) Nut	1
▲▲	7	79711	(000000-	) Seal Kit, Cart	1
▲▲	8	79740	(000000-	) Seal Kit, Coil	1
▲▽	9	22649	(000000-	) Cart, Psi Cn	1
▲▲	10	79711	(000000-	) Seal Kit, Cart	1
▲▽	11	79719	(000000-	) Valve Stem 4W2P	1
▲▲	12	79728	(000000-	) Nut	1
▲▲	13	79711	(000000-	) Seal Kit, Cart	1
▲▲	14	79740	(000000-	) Seal Kit, Coil	1
▲	15	21916	(000000-	) Solenoid, 12V	5
▲	16	74098	(000000-	) Plug	8
▲	17	13902	(000000-	) Plug	5
▲	18	13904	(000000-	) Plug, Gauge	3

**Fig. 17 - Hydraulic Solenoid Valve Breakdown, 364114**

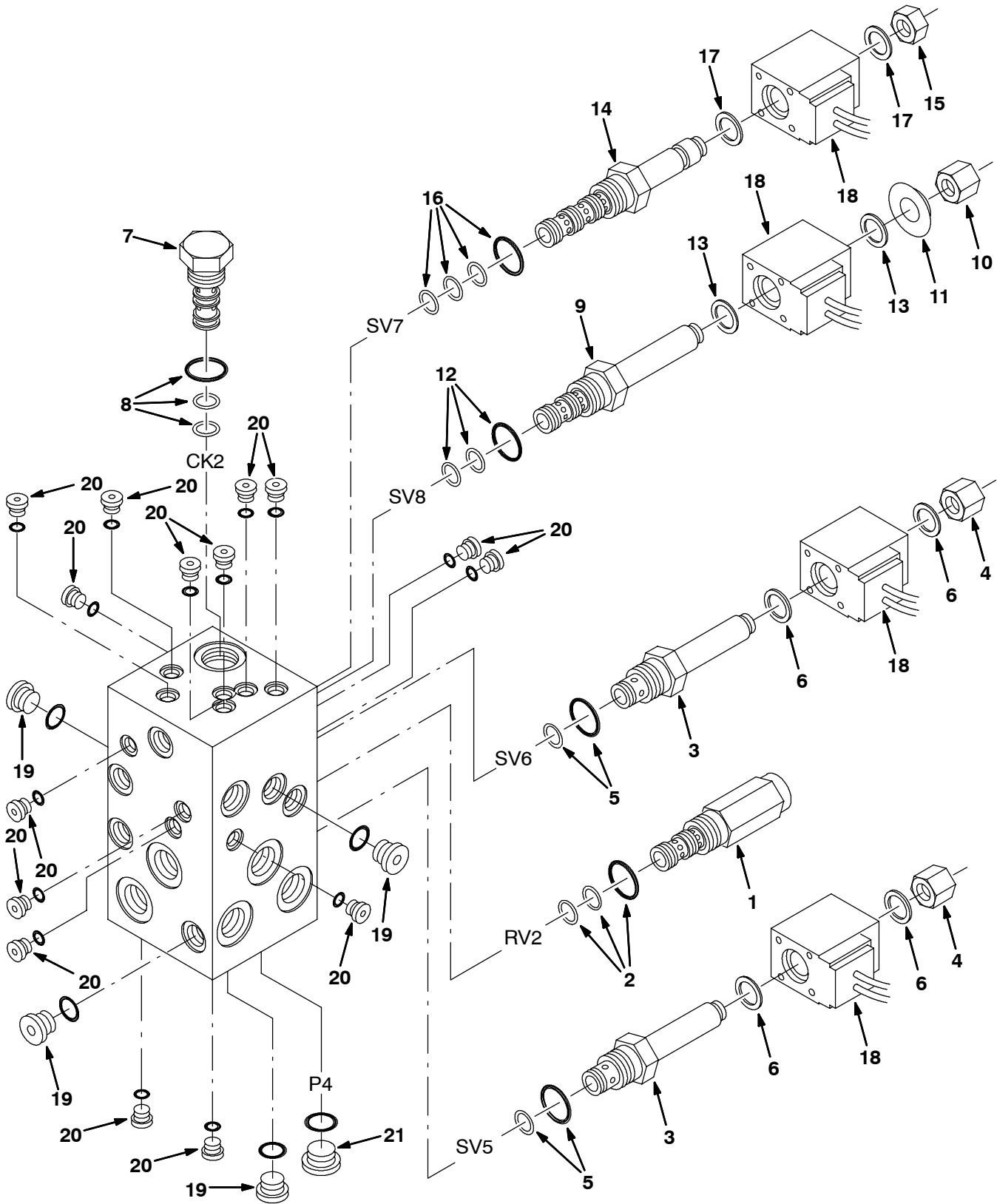


Fig. 17 - Hydraulic Solenoid Valve Breakdown, 364114

	Ref.	Part No.	Serial Number	Description	Qty.
▽		364114	(000000-	) Valve, Hyd Control Sol	1
▲▽	1	22616	(000000-	) Cart, Psi Cn	1
▲▲	2	79711	(000000-	) Seal Kit, Cart	1
▲▽	3	79739	(000000-	) Valve, Stem	2
▲▲	4	79731	(000000-	) Nut	1
▲▲	5	79711	(000000-	) Seal Kit, Cart	1
▲▲	6	79740	(000000-	) Seal Kit, Coil	1
▲▽	7	21919	(000000-	) Cart, Pilot Chk	1
▲▲	8	79711	(000000-	) Seal Kit, Cart	1
▲▽	9	21931	(000000-	) Cartridge, Psi Control	1
▲▲	10	79731	(000000-	) Nut	1
▲▲	11	21923	(000000-	) Spacer, Coil	1
▲▲	12	79711	(000000-	) Seal Kit, Cart	1
▲▲	13	79740	(000000-	) Seal Kit, Coil	1
▲▽	14	79719	(000000-	) Valve Stem 4W2P	1
▲▲	15	79728	(000000-	) Nut	1
▲▲	16	79711	(000000-	) Seal Kit, Cart	1
▲▲	17	79740	(000000-	) Seal Kit, Coil	1
▲	18	21916	(000000-	) Solenoid, 12V	4
▲	19	74098	(000000-	) Plug	4
▲	20	13902	(000000-	) Plug	15
▲	21	13904	(000000-	) Plug, Gauge	1

**Fig. 18 - Hydraulic Solenoid Valve Breakdown, 364117**

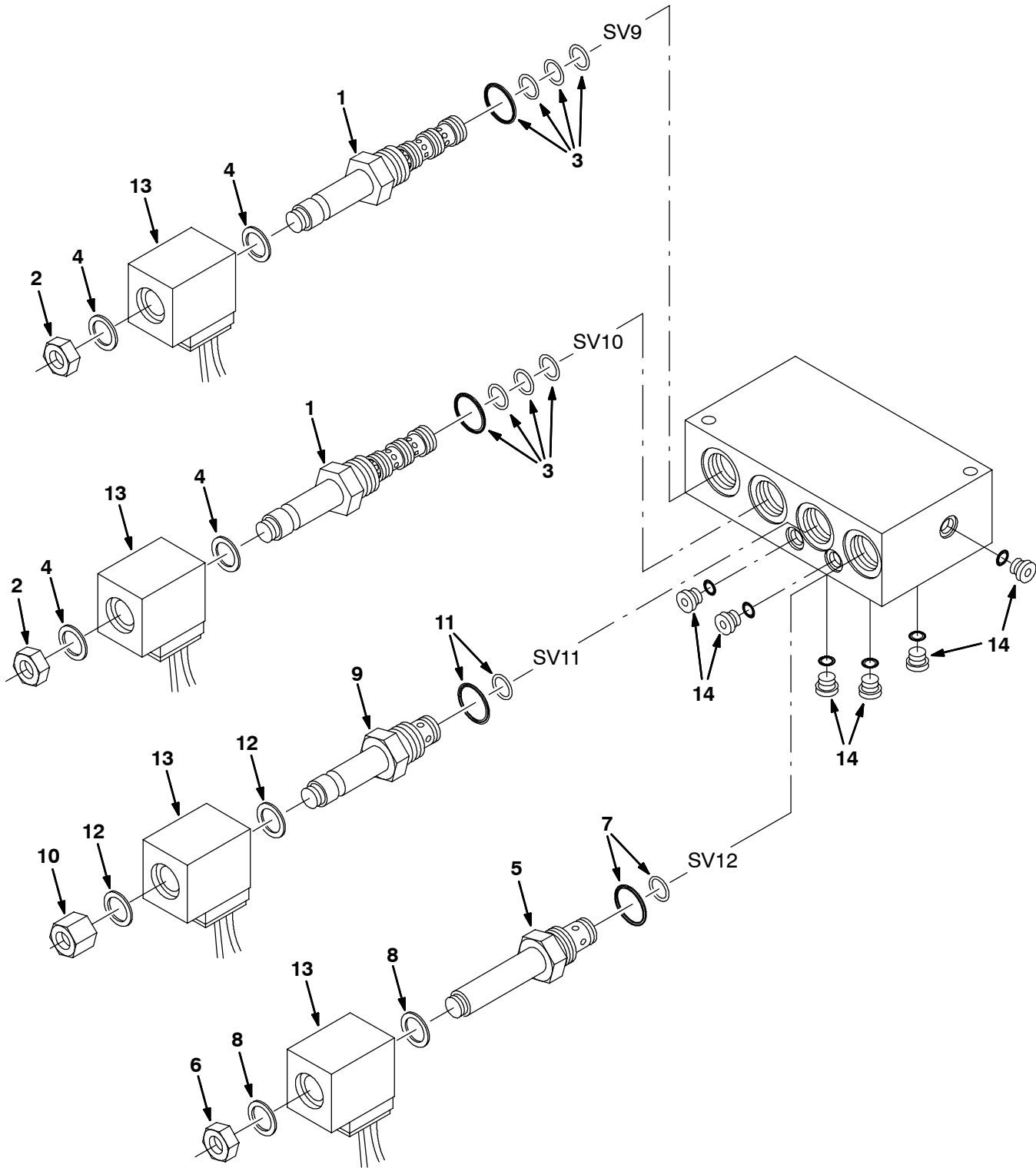
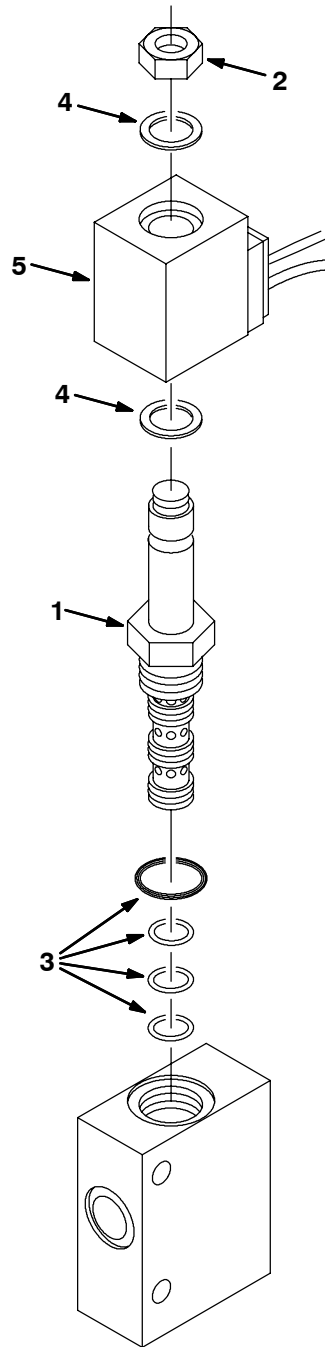


Fig. 18 - Hydraulic Solenoid Valve Breakdown, 364117

	Ref.	Part No.	Serial Number	Description	Qty.
▽		364117	(000000-	) Valve, Hyd Control Sol	1
▲▽	1	79719	(000000-	) Valve Stem 4W2P	2
▲▲	2	79728	(000000-	) Nut	1
▲▲	3	79711	(000000-	) Seal Kit, Cart	1
▲▲	4	79740	(000000-	) Seal Kit, Coil	1
▲▽	5	79716	(000000-	) Valve Stem	1
▲▲	6	79728	(000000-	) Nut	1
▲▲	7	79711	(000000-	) Seal Kit, Cart	1
▲▲	8	79740	(000000-	) Seal Kit, Coil	1
▲▽	9	21906	(000000-	) Valve Stem 3W2P	1
▲▲	10	79731	(000000-	) Nut	1
▲▲	11	79711	(000000-	) Seal Kit, Cart	1
▲▲	12	79740	(000000-	) Seal Kit, Coil	1
▲	13	21916	(000000-	) Solenoid, 12V	4
▲	14	13902	(000000-	) Plug	6

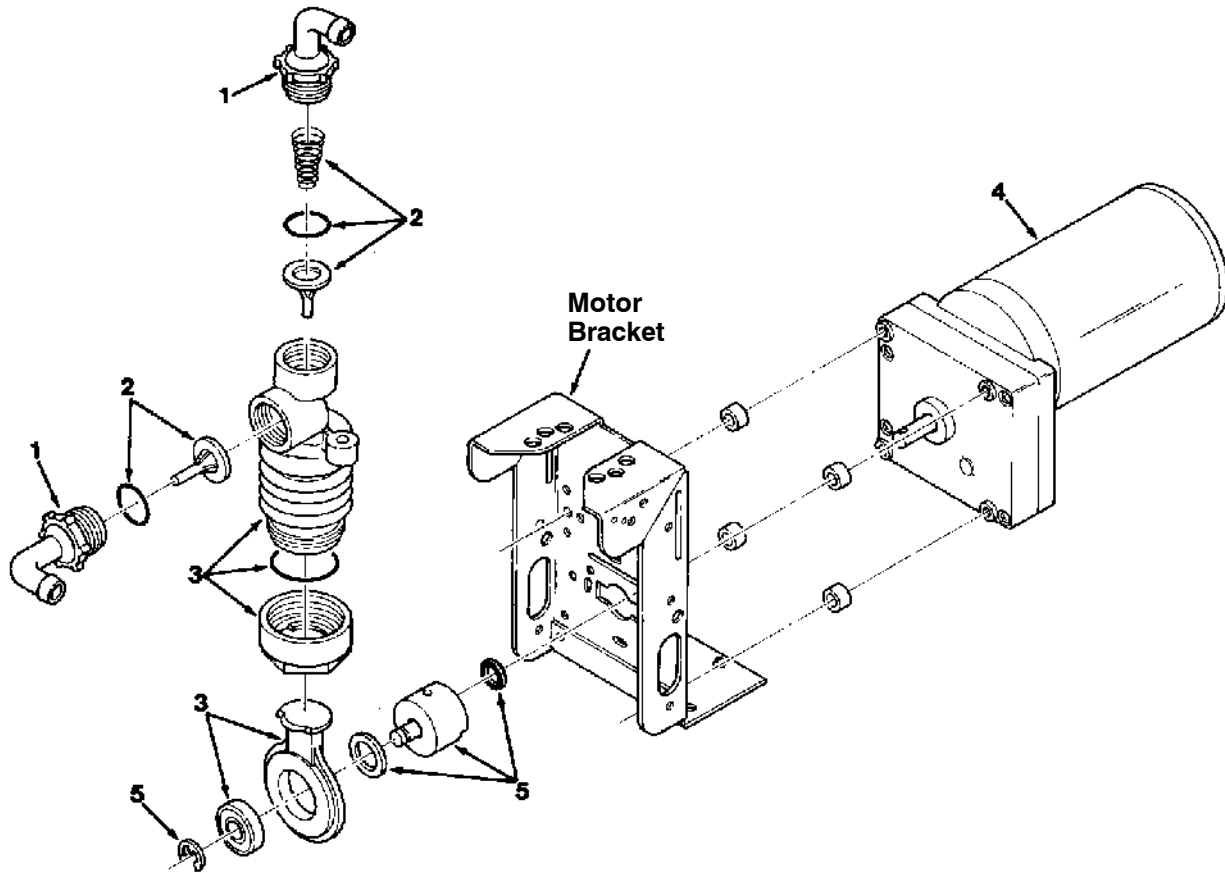
**Fig. 19 - Hydraulic Solenoid Valve Breakdown, 364116**



351584 - ALL

Ref.	Part No.	Serial Number	Description	Qty.
▽	364116	(000000-	) Valve, Hyd Control Sol	1
▲▽	1 79719	(000000-	) Valve Stem 4W2P	1
▲▲	2 79728	(000000-	) Nut	1
▲▲	3 79711	(000000-	) Seal Kit, Cart	1
▲▲	4 79740	(000000-	) Seal Kit, Coil	1
▲	5 21916	(000000-	) Solenoid, 12V	1

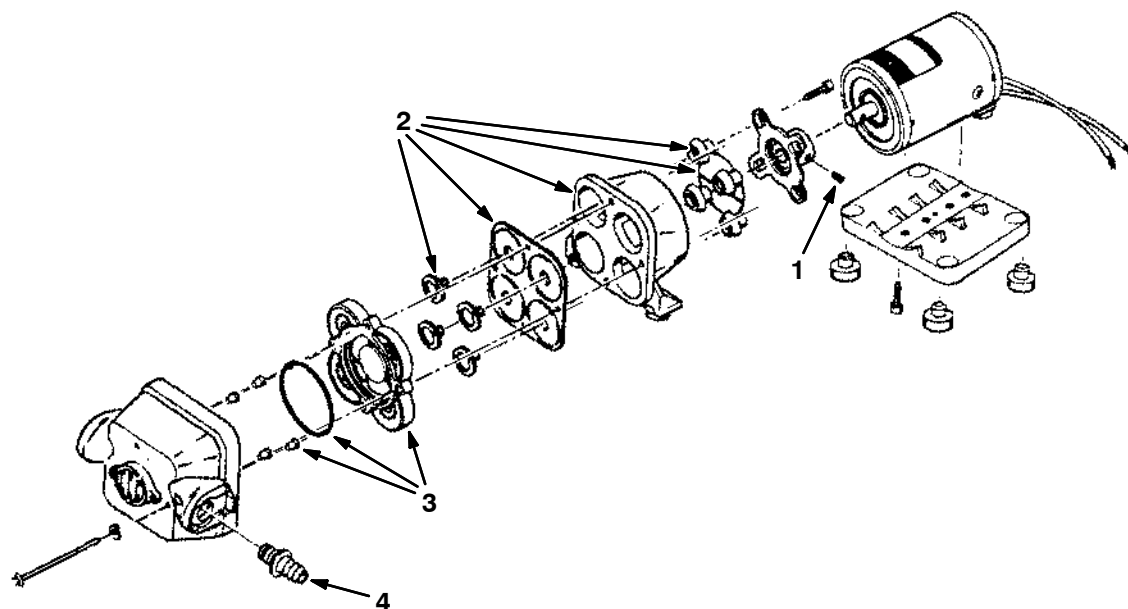
**Fig. 20 - Metering Solution Pump Breakdown, 73260**



00112 - ALL

Ref.	Part No.	Serial Number	Description	Qty.
▽	73260	(000000-	) Pump, Detergent Metering	1
▲	1 63923	(000000-	) Tubing Connctr.Kit, Pmp	1
▲	2 21659	(000000-	) Valve Kit, Poppet	1
▲	3 21657	(000000-	) Bellows Kit	1
▲	4 78875	(000000-	) Gear Motor Assy	1
▲	5 02430	(000000-	) Crank Replmt.Kit,Pump	1

**Fig. 21 - Pump Breakdown, 364638**



352016 - ALL

	<b>Ref.</b>	<b>Part No.</b>	<b>Serial Number</b>	<b>Description</b>	<b>Qty.</b>
▽		364638	(000000-	) Pump, Flowjet	1
▲	1	65668	(000000-	) Screw, Set	1
▲	2	41311	(000000-	) Diaphragm Kit	1
▲	3	375010	(000000-	) Check Valve	1
▲	4	365174	(000000-	) Elbow	2



## SECTION 5

Contents	Page
Fig. 1 - Crankcase Group .....	5-2
Fig. 2 - Cylinder Head Group .....	5-4
Fig. 3 - Gear Case Group .....	5-6
Fig. 4 - Oil Pan Group .....	5-8
Fig. 5 - Water Pump Group .....	5-9
Fig. 6 - Main Bearing Case Group .....	5-10
Fig. 7 - Head Cover Group (Wxxxxx-3xxxxx) .....	5-11
Fig. 8 - Head Cover Group (4xxxxx- ) .....	5-12
Fig. 9 - Manifold Group .....	5-13
Fig. 10 - Valve, Rocker Arm Group .....	5-14
Fig. 11 - Camshaft Group .....	5-15
Fig. 12 - Piston and Crankshaft Group ....	5-16
Fig. 13 - Flywheel Group .....	5-18
Fig. 14 - Starter Breakdown, 74405 .....	5-20
Fig. 15 - Nozzle Holder Group .....	5-22
Fig. 16 - Injection Pump Group .....	5-24
Fig. 17 - Injection Pump Breakdown .....	5-26
Fig. 18 - Fuel Camshaft Group .....	5-28
Fig. 19 - Idling Group .....	5-29
Fig. 20 - Speed Control Plate Group .....	5-30
Fig. 21 - Governor Group .....	5-31
Fig. 22 - Water Flange Group .....	5-32

Fig. 1 - Crankcase Group

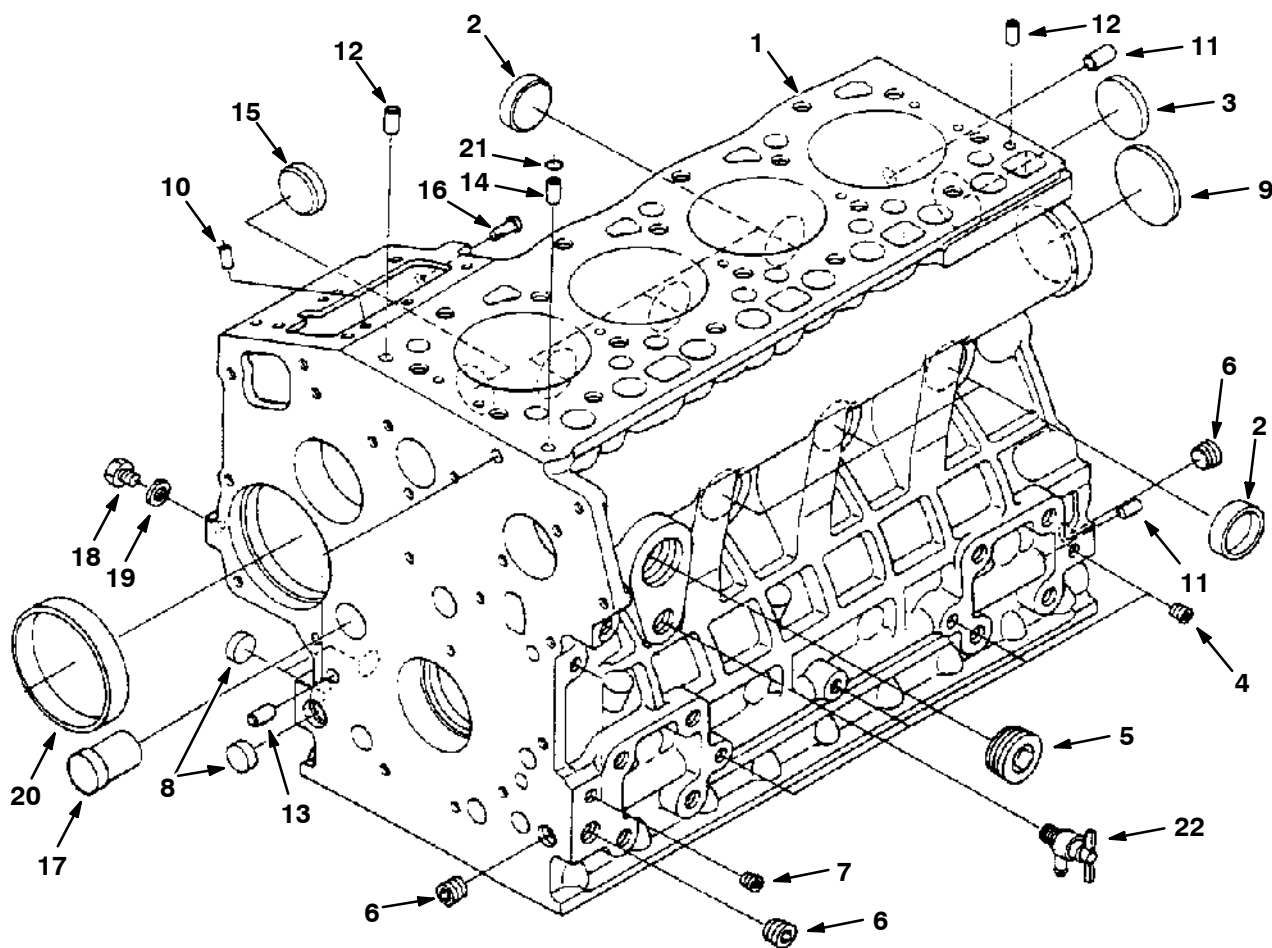


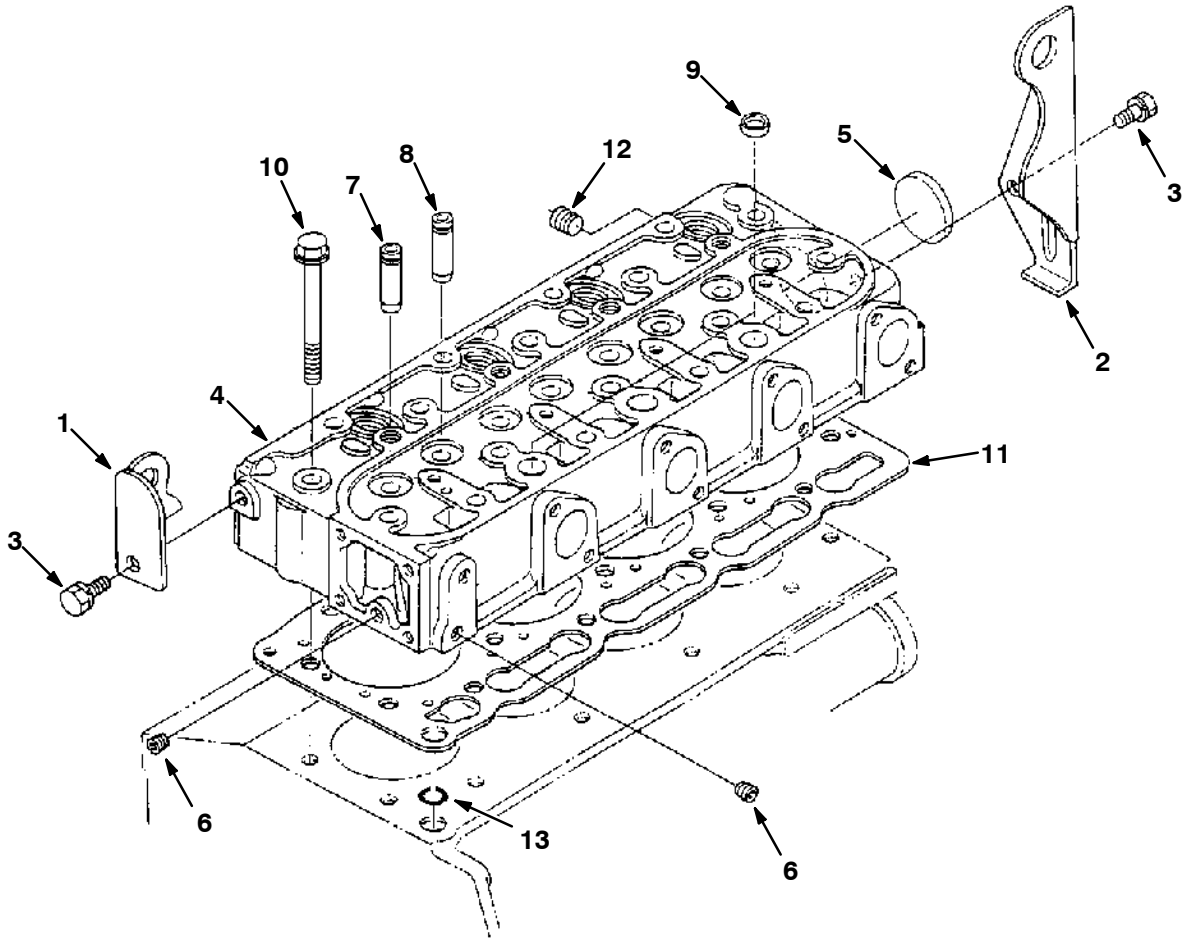
Fig. 1 - Crankcase Group

Ref.	Part No.		Description	Qty.
	1	84646	① Crankcase	1
▽	1	372920	② Crankcase, Compl	1
▲	2	70998	Cap, Sealing	6
▲	3	39087	Cap, Sealing	1
▲	4	39088	Plug	4
▲	5	84647	Plug	1
▲	6	71985	Plug	3
▲	7	39051	Plug	2
▲	8	361436	Plug, Expansion	3
▲	9	71986	Plug, Expansion	1
▲	10	71987	Pin, Straight	2
▲	11	71988	Pin, Straight	2
▲	12	71989	Pin, Straight	2
▲	13	71990	Pin, Pipe	2
▲	14	71991	Pin, Pipe	1
▲	15	71992	Plug	1
▲	16	39105	Pin, Start Spring	1
▲	17	71993	Plug	1
▲	18	39062	Plug	1
▲	19	10895	Gasket	1
▲	20	70887	Bush, Governor Gear	1
	21	39063	O-Ring	1
	22	70888	Assembly Cock, Drain	1

① Kubota Serial number (Wxxxxx-3xxxxxx)

② Kubota Serial number number (4xxxxx- )

**Fig. 2 - Cylinder Head Group**



**Fig. 2 - Cylinder Head Group**

Ref.	Part No.	Description	Qty.
1	71996	Hook, Engine 1	1
2	71997	Hook, Engine 2	1
3	39073	Bolt	2
4	84631	[1] Head, Cyl, W/O Valve [Ku]	1
▽ 4	372921	[2] Head, Cyl [Ku]	1
▲ 5	51331	Cap, Sealing	1
▲ 6	39088	Plug	2
▲ 7	70895	Guide, Inlet Valve	4
▲ 8	70896	Guide, Exhaust Valve	4
▲ 9	71999	Cap, Sealing	3
10	70897	Bolt, Cylinder Head	18
11	70899	Gasket, Cyclinder Head	1
	66194	Gasket Set, Upper	1
12	72010	Plug	1
13	39063	O-Ring	1

[1] Kubota Serial Number (Wxxxxx-3xxxxxx)

[2] Kubota Serial Number (4xxxxx- )

Fig. 3 - Gear Case Group

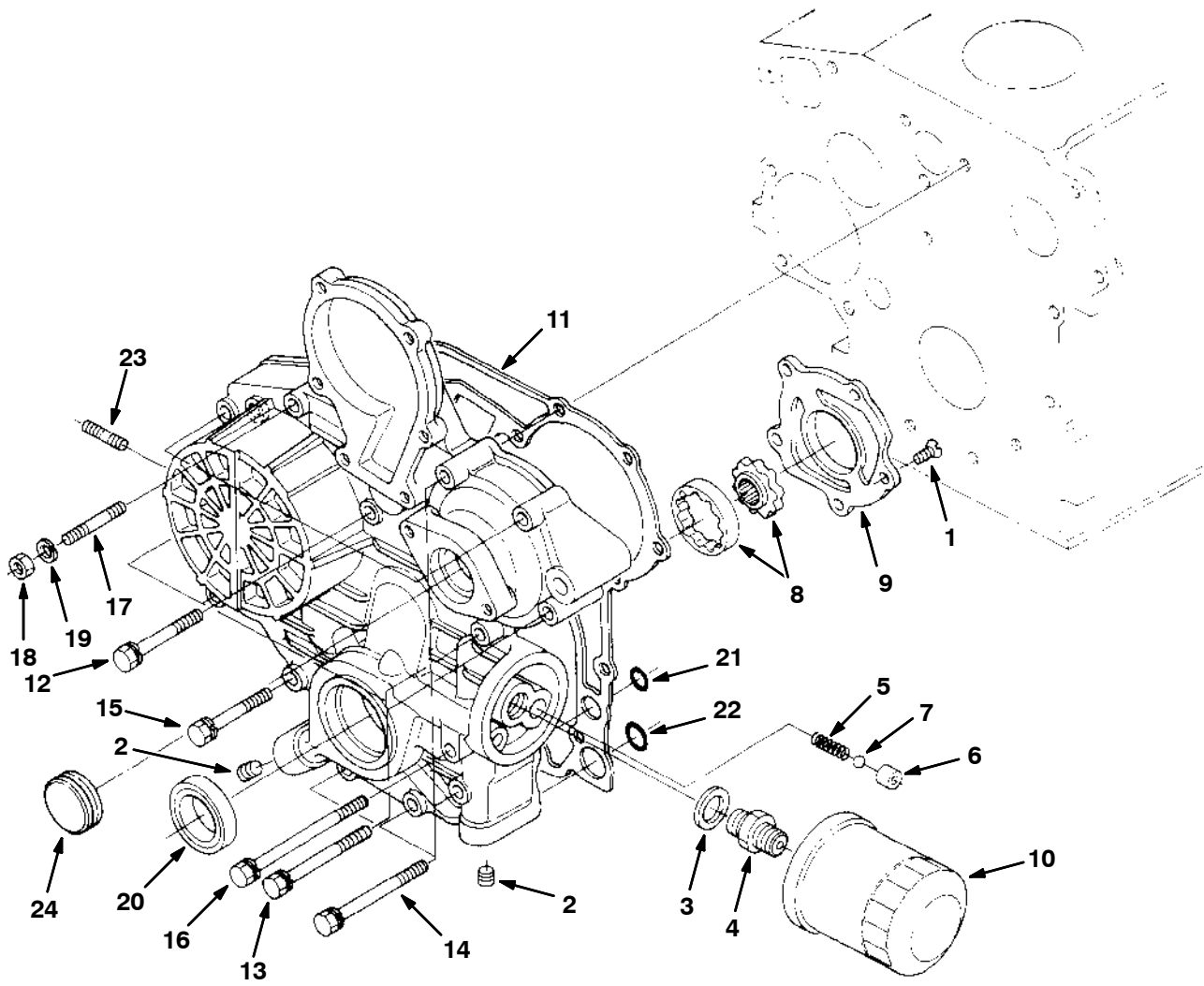
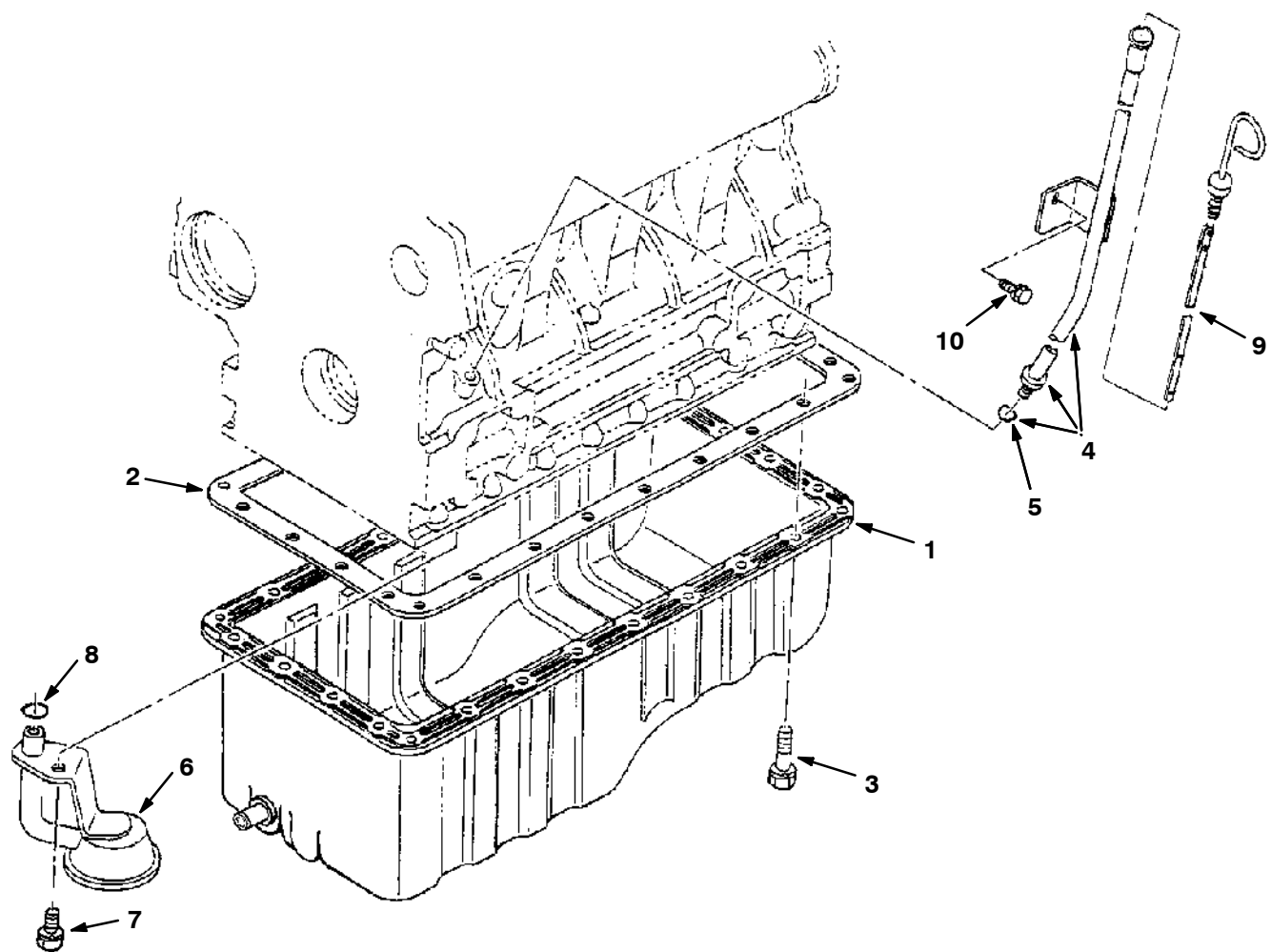


Fig. 3 - Gear Case Group

	Ref.	Part No.	Description	Qty.
▽		361423	Comp. Case, Gear	1
▲	1	72013	Screw	5
▲	2	361401	Plug	2
▲	3	39114	Washer, Plain	1
▲	4	12916	Joint, Pipe	1
▲	5	70900	Spring	1
▲	6	70901	Seat, Valve	1
▲	7	70902	Ball	1
▲	8	70903	Assembly Rotor, Oil Pump	1
▲	9	361397	Cover, Oil Pump	1
	10	55849	Assy, Cart, Oil	1
	11	70912	Gasket, Gear Case	1
	12	72993	Bolt	3
	13	72994	Bolt	6
	14	72995	Bolt	2
	15	72014	Bolt	1
	16	72015	Bolt	1
	17	72017	Stud	1
	18	39121	Nut	1
	19	39065	Washer, Spring	1
	20	361389	Seal, Oil	1
	21	39168	O-Ring	2
	22	39103	O-Ring	2
	23	72018	Stud	2
	24	70189	Cover	1

## Fig. 4 - Oil Pan Group

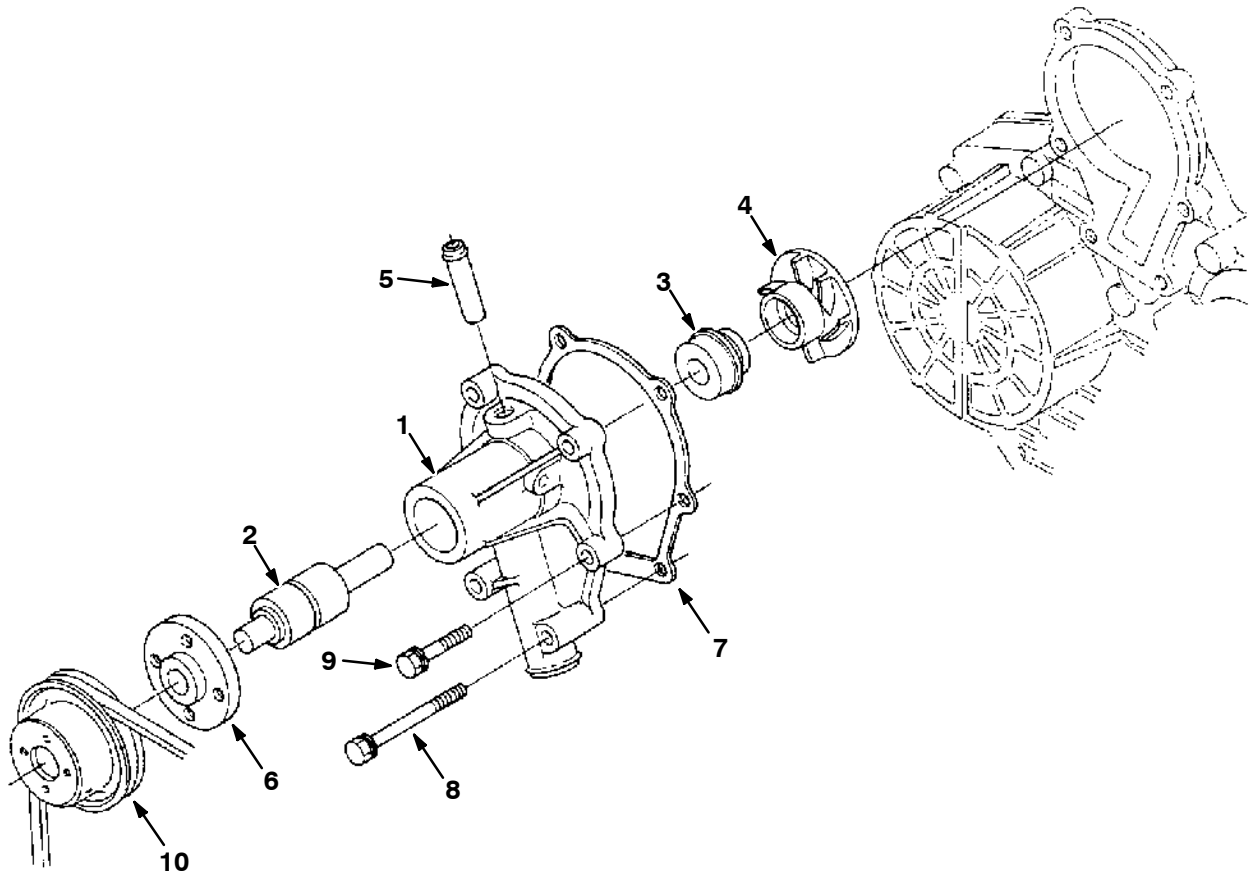


351610 - 8200L, D

Ref.	Part No.	Description	Qty.	
1	365109	Comp. Oil Pan (Rear Sump)	1	
2	70889	Gasket, Oil Pan	1	
3	71995	Bolt	26	
▽	4	361428	Guide Assy, Oil Gauge	1
▲	5	361366	O-Ring	1
6	70892	Filter, Oil-oil Pick Up Tube	1	
7	39094	Bolt	1	
8	41792	O-Ring	1	
9	70893	Gauge, Oil	1	
10	39073	Bolt	1	
	66187	Gasket Set, Lower	1	



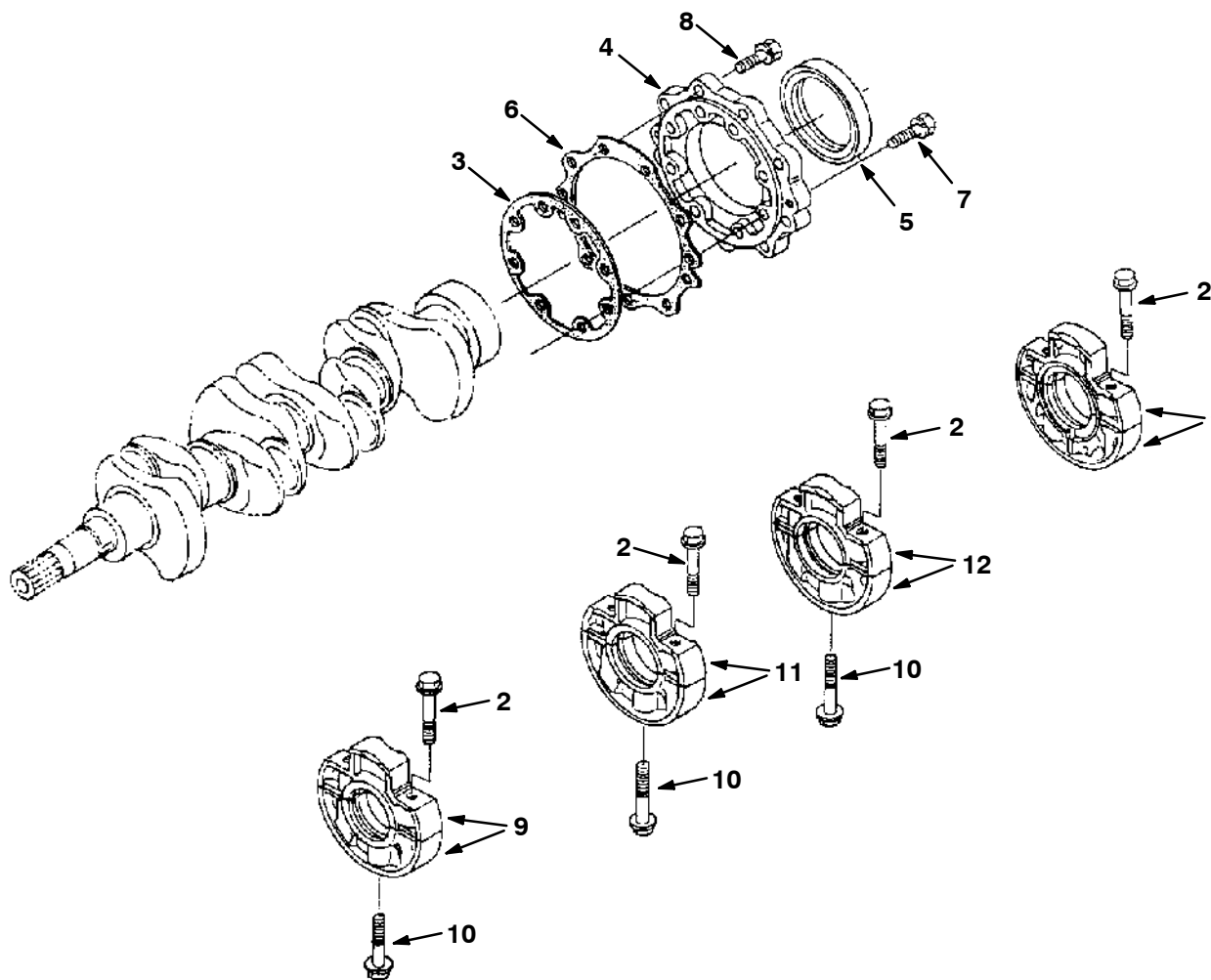
**Fig. 5 - Water Pump Group**



07415 - D

Ref.	Part No.	Description	Qty.	
▽	1	66205	Assembly Pump, Water	1
▲	2	70915	Bearing, Ball	1
▲	3	70916	Assembly Seal, Mechanical	1
▲	4	70917	Impeller, Water Pump	1
▲	5	70918	Pipe, Water Return 1	1
▲	6	70919	Flange, Water Pump	1
▲	7	70920	Gasket, Water Pump	1
	8	72997	Bolt	2
	9	72996	Bolt	4
	10	55847	Pully, Fan	1

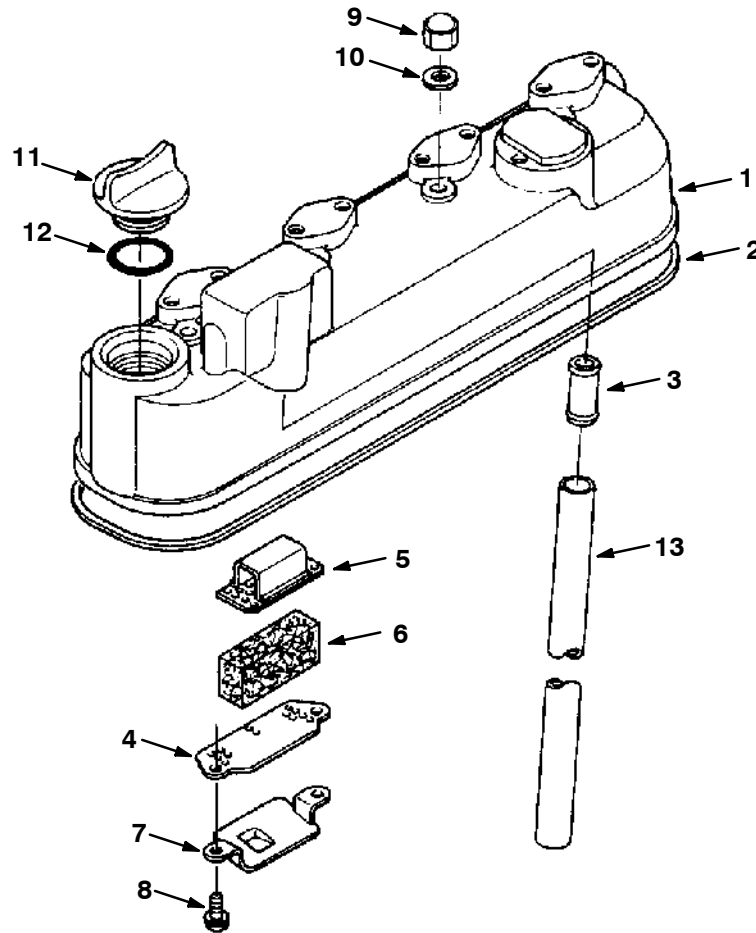
Fig. 6 - Main Bearing Case Group



07417 - D

Ref.	Part No.	Description	Qty.
1	70921	Assembly Case, Main Bearing	1
2	72998	Bolt, Bearing Case 1	8
3	70922	Gasket, Bearing Case	1
4	70923	Cover, Bearing Case	1
5	70924	Seal, Oil	1
6	70925	Gasket, Bearing Case Cover	1
7	72999	Bolt	8
8	39119	Bolt	9
9	70926	Assembly Case, Main Bearing 1	1
10	73479	Bolt, Bearing Case 2	3
11	70927	Assembly Case, Main Bearing 2	1
12	70928	Assembly Case, Main Bearing 3	1

**Fig. 7 - Head Cover Group (Wxxxxx-3xxxxx)**



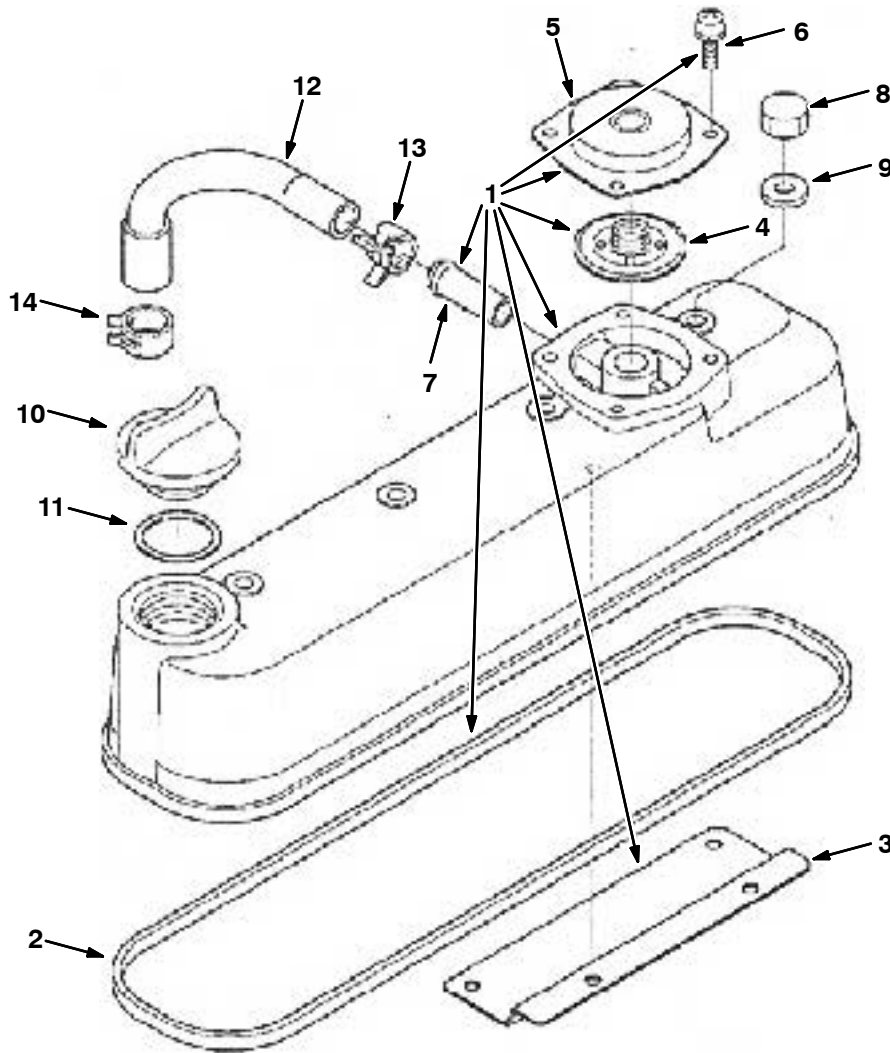
07419 - D

Ref.	Part No.	Description	Qty.
▽	1 73480	① Cover, Cylinder Head	1
▲	2 70929	① Gasket, Head Cover	1
▲	3 73481	① Joint, Breather Pipe	1
▲	4 70930	① Plate, Element 1	1
▲	5 70931	① Plate, Element 2	1
▲	6 70932	① Element, Breather	1
▲	7 70933	① Oil Shield, Breather	1
▲	8 73482	① Screw, With Washer	2
	9 73483	① Nut, Cap	4
	10 73484	① Gasket	4
	11 361374	① Plug, Oil Filler	1
	12 39162	① O-Ring	1
	13 73485	① Pipe, Breather	1

① Kubota Serial Number (Wxxxxx-3xxxxx)

② Kubota Serial number number (4xxxxx- )

Fig. 8 - Head Cover Group (4xxxxx- )



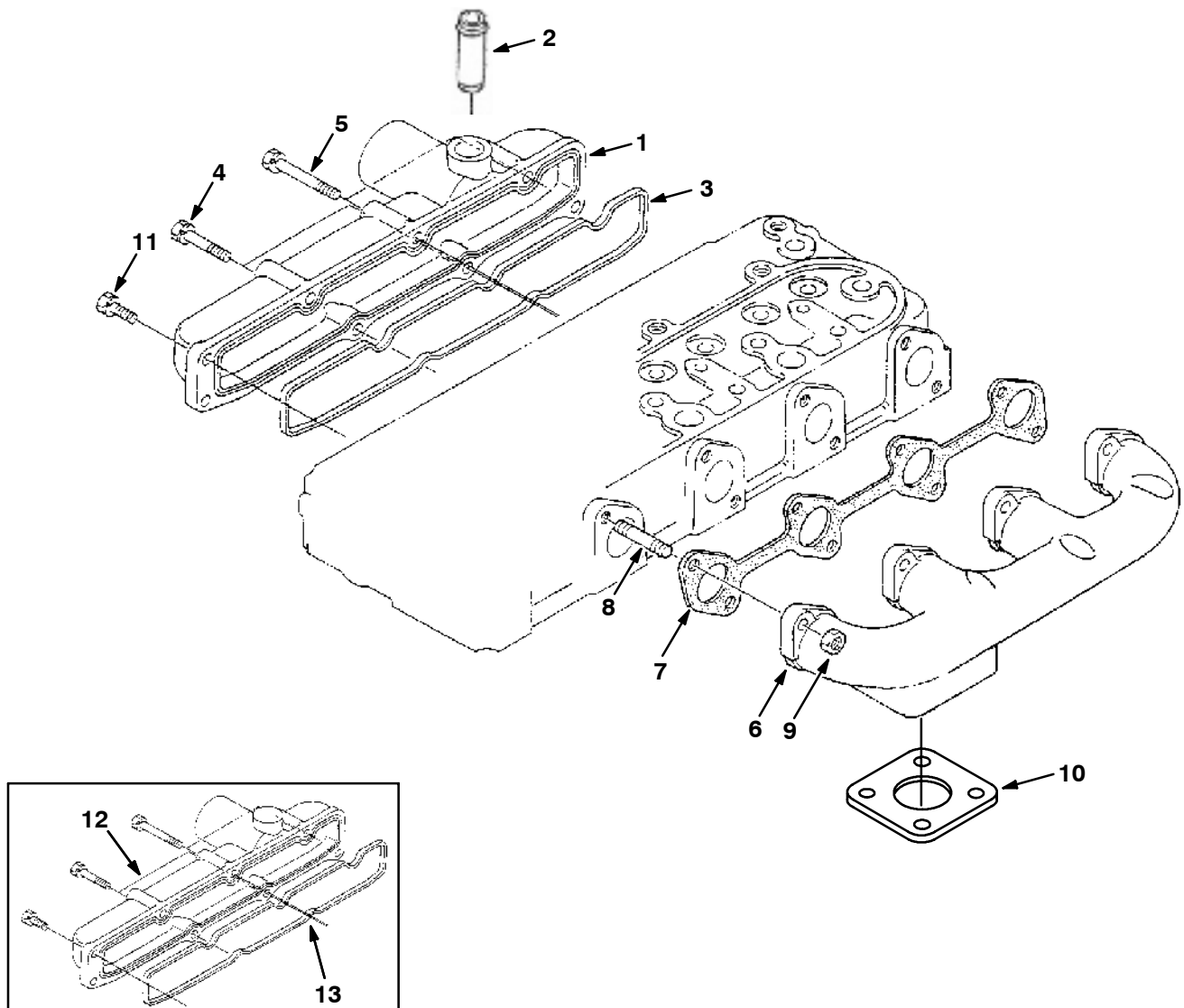
07419 - D

Ref.	Part No.	Description	Qty.
▽	1 372918	Cover Assy, Head, Cyl	1
▲	2 70929	Gasket, Cover, Head, Cyl [Ku]	1
▲	3 372912	Shield, Breather	1
▲	4 372928	Valve, Breather, Complt	1
▲	5 372927	Cover, Breather	1
▲	6 372900	Screw, Pan	4
▲	7 30125	Pipe, Water	1
	8 73483	Nut, Hex, Cap [Ku] 15952-92331	1
	9 73484	Gasket, F/Bolt [Ku] 15951-96661	1
	10 361374	Cap, Filler, Oil [Ku]	1
	11 39162	Seal, Org [Ku] 04811-50300	1
	12 372913	Tube, Breather	1
	13 372901	Clamp, Hose	1
	14 372904	Clamp, Hose	1

① Kubota Serial Number (Wxxxxx-3xxxxxx)

② Kubota Serial Number (4xxxxx- )

Fig. 9 - Manifold Group



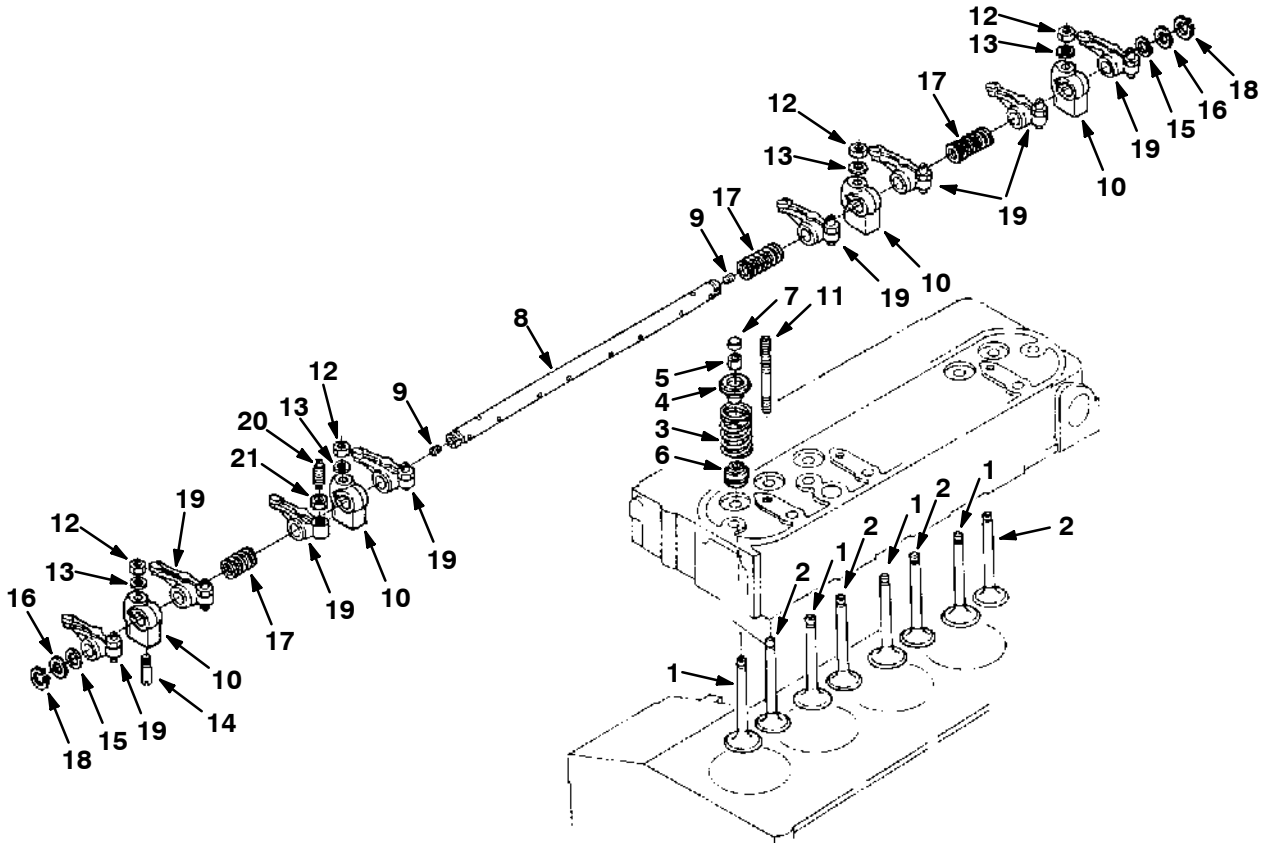
07421 - D

Ref.	Part No.	Description	Qty.
▽	1 372905	② Manifold Assy, Inlet	1
▲	2 73481	② Pipe, Breather [Ku]	1
▲	3 70934	② Gasket, In-manifold	1
	4 72996	Bolt	2
	5 72994	Bolt	3
	6 73487	Manifold, Exhaust, Front, Down	1
	7 70935	Gasket, Ex-manifold	1
	8 73488	Stud	8
	9 361427	Nut	8
	10 51332	Gasket Ku	1
	11 40409	Bolt	3
▽	12 73486	① Manifold, Inlet	1
▲	13 70934	① Gasket, Manifold, Intake [Ku]	1

① Kubota Serial Number (Wxxxxx-3xxxxxx)

② Kubota Serial Number (4xxxxx- )

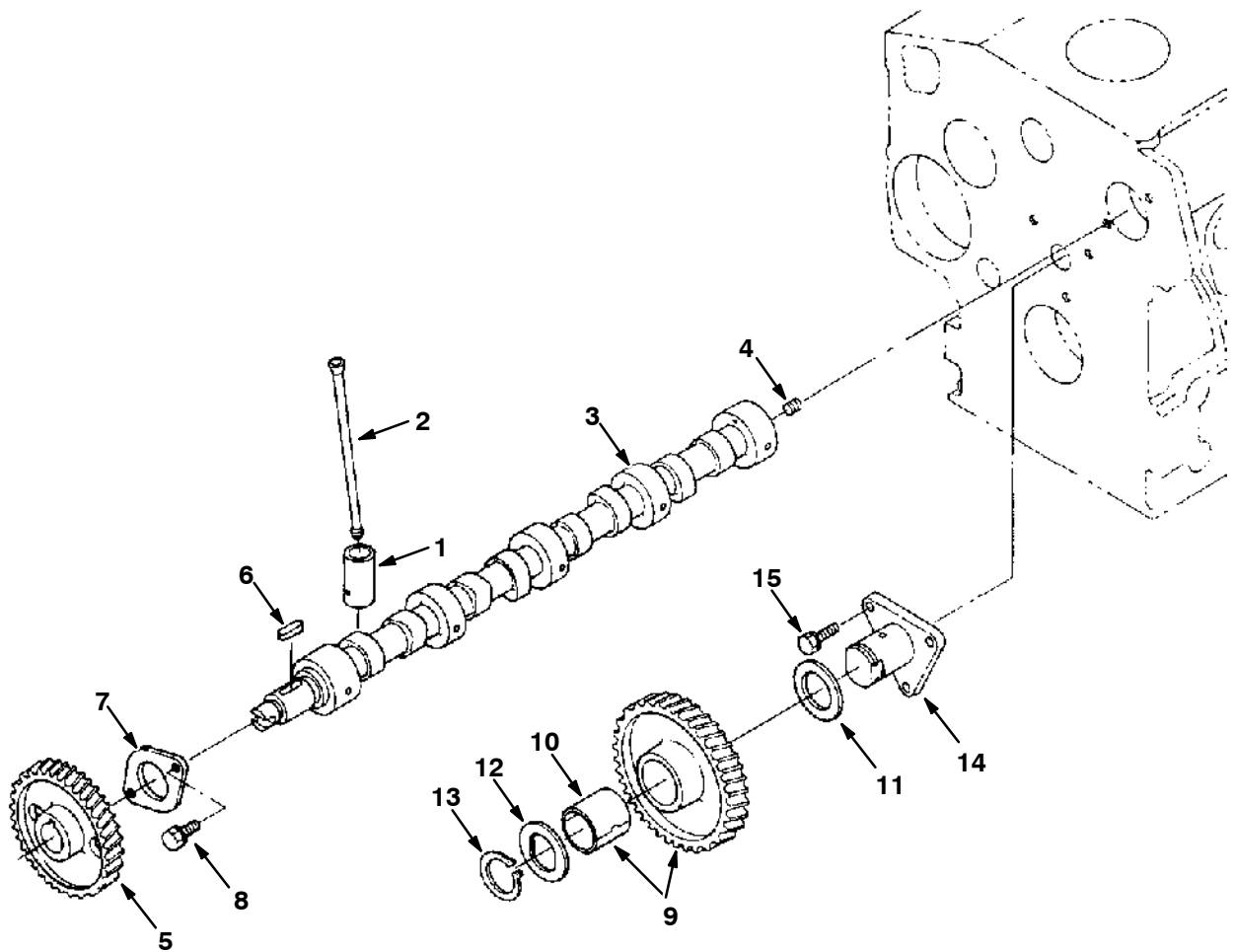
Fig. 10 - Valve, Rocker Arm Group



07423 - D

Ref.	Part No.	Description	Qty.	
1	70936	Valve, Inlet	4	
2	70937	Valve, Exhaust	4	
3	73491	Spring, Valve	8	
4	73492	Retainer, Valve Spring	8	
5	73493	Collet, Valve Spring	8	
6	73494	Seal, Valve Stem	8	
7	361392	Cap, Valve	8	
▽	8	73495	Assembly Shaft, R-arm	1
▲	9	73496	Screw, Set	2
10	73497	Bracket, Rocker Arm	4	
11	73498	Stud	4	
12	73499	Nut	4	
13	73500	Washer, Plain	4	
14	73501	Screw, Set	1	
15	73502	Washer 1	2	
16	73503	Washer 2	2	
17	73504	Spring, Rocker Arm	3	
18	73505	Cir-clip, External	2	
▽	19	73506	Assembly Rocker Arm	8
▲	20	73507	Screw, Adjusting	8
▲	21	73508	Nut	8

**Fig. 11 - Camshaft Group**



07425 - D

Ref.	Part No.	Description	Qty.	
	1	12895	Tappet	8
	2	73509	Push Rod	8
▽	3	73510	Assembly Camshaft	1
▲	4	39197	Screw, Set	1
▲	5	73511	Gear, Camshaft	1
▲	6	73512	Key, Feather	1
▲	7	73513	Stopper, Camshaft	1
▲	8	39160	Bolt	2
▽	9	73514	Comp Idle Gear 1	1
▲	10	73515	Bush, Idle Gear	1
	11	73516	Collar, Idle Gear 1	1
	12	73517	Collar, Idle Gear 2	1
	13	73518	Cir-clip, Idle Gear	1
	14	73519	Shaft, Idle Gear 1	1
	15	41973	Bolt	3

Fig. 12 - Piston and Crankshaft Group

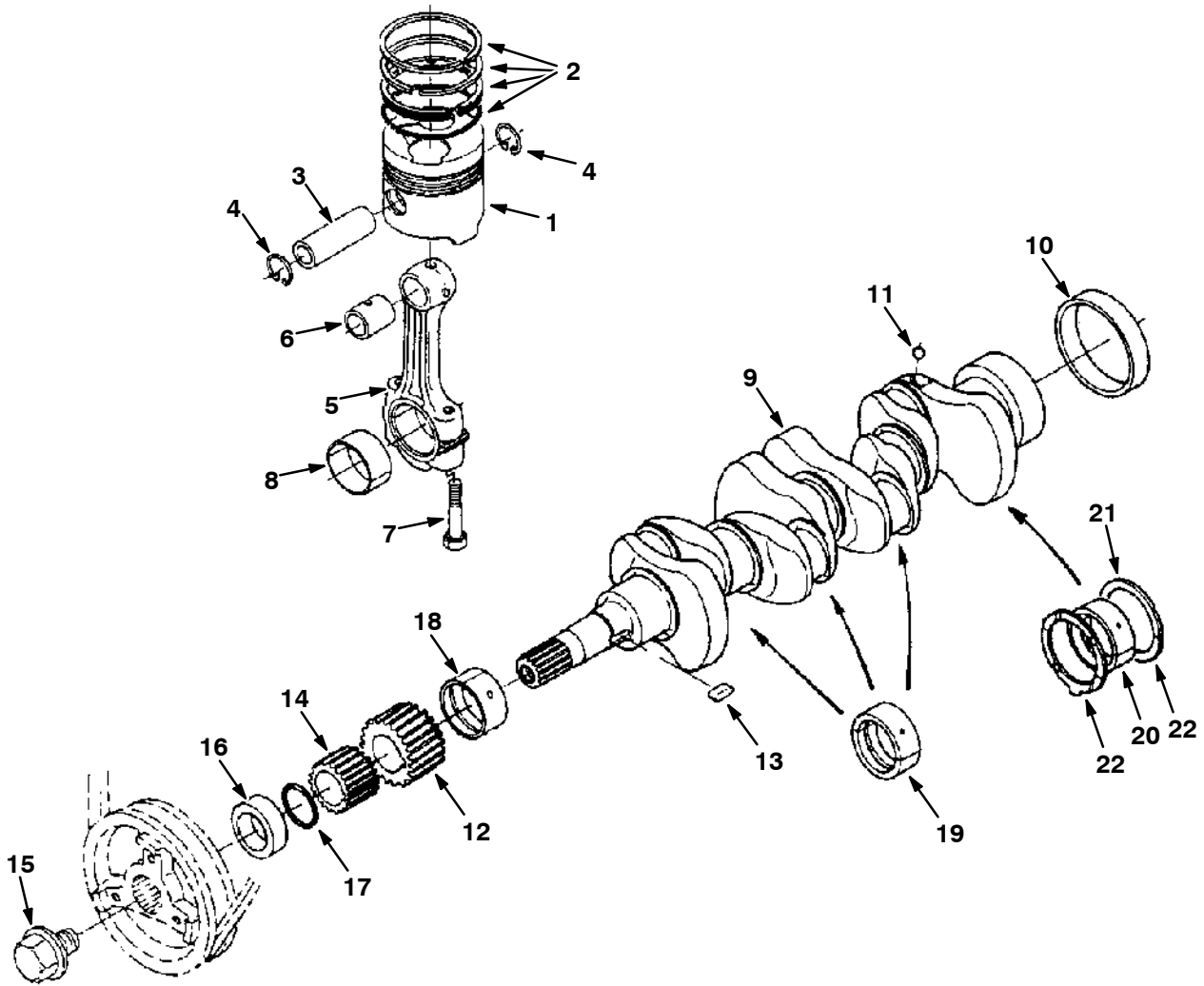




Fig. 12 - Piston and Crankshaft Group

Ref.	Part No.	Description	Qty.	
1	73520	Piston	4	
1	73521	Piston 05	4	
2	70938	Assembly Piston Ring	4	
2	70939	Assembly Piston Ring 05	4	
3	73522	Pin, Piston	4	
4	73523	Cir-clip, Piston Pin	8	
▽	5	73524	Assembly Connecting Rod	4
▲	6	70940	Bush, Piston Pin	4
▲	7	73525	Bolt, Connecting Rod	8
▲	8	70941	Metal, Crankpin	4
▲	8	66204	Metal, Crankpin 02	4
▲	8	66207	Metal, Crankpin 04	4
▽	9	73526	Comp. Crankshaft	1
▲	10	70942	Sleeve, Crankshaft	1
▲	11	73527	Ball	4
▲	12	73528	Gear, Crankshaft	1
▲	13	73529	Key	1
▲	14	73530	Gear, Oil Pump Drive	1
	15	73532	Bolt	1
	16	70943	Collar, Crankshaft	1
	17	70944	O-Ring	1
	18	70945	Metal, Crankshaft 1	1
	18	70946	Metal, Crankshaft1 02	1
	18	70947	Metal, Crankshaft1 04	1
	19	70948	Metal, Crankshaft 2	3
	19	70949	Metal, Crankshaft2 02	3
	19	70950	Metal, Crankshaft2 04	3
	20	70951	Metal, Crankshaft 3	1
	20	70952	Metal, Crankshaft3 02	1
	20	70953	Metal, Crankshaft3 04	1
	21	10844	Metal, Side 1	2
	21	70954	Metal, Side 1 02	2
	21	70955	Metal, Side 1 04	2
	22	10845	Metal, Side 2	2
	22	30121	Metal, Side 2 02	2
	22	30122	Metal, Side 2 04	2

**Fig. 13 - Flywheel Group**

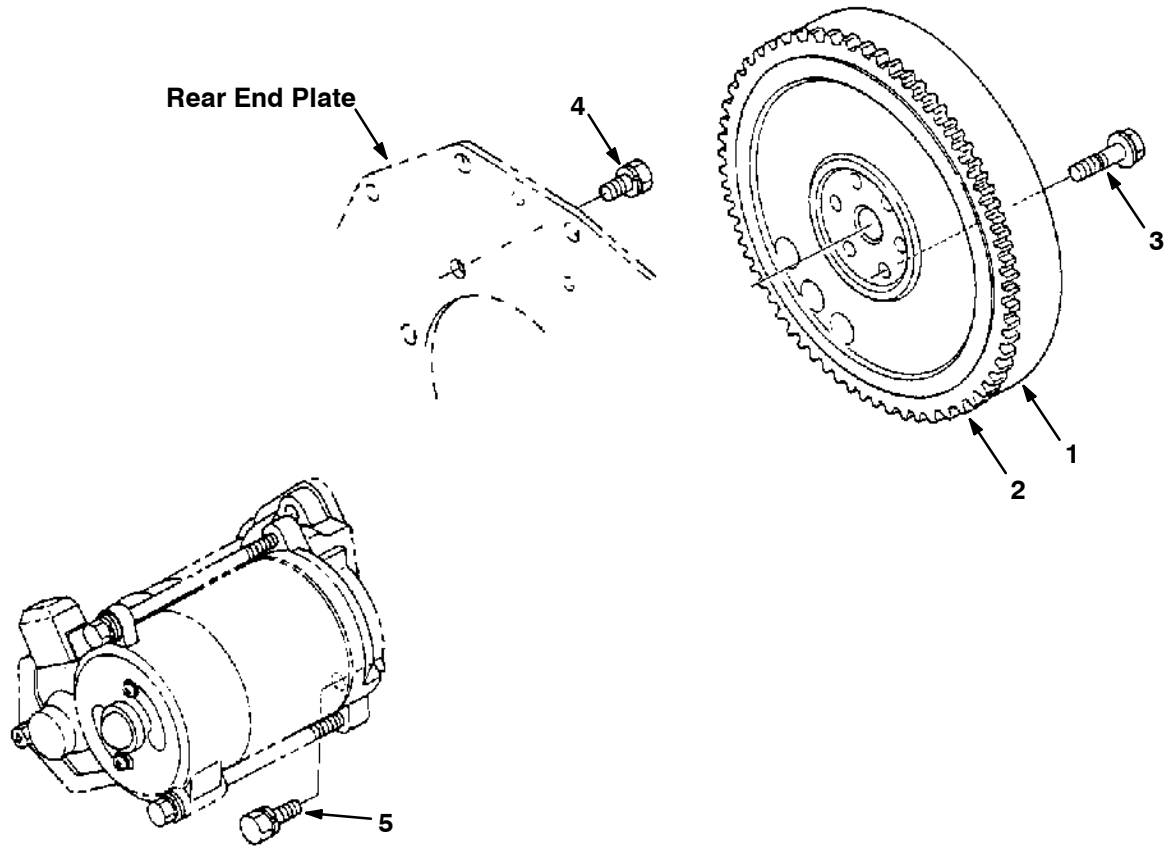


Fig. 13 - Flywheel Group

	<b>Ref.</b>	<b>Part No.</b>	<b>Description</b>	<b>Qty.</b>
▽	1	70956	Comp. Flywheel	1
▲	2	70957	Gear, Ring	1
	3	73533	Bolt, Flywheel	6
	4	73534	Bolt	8
	5	73535	Bolt	2

Fig. 14 - Starter Breakdown, 74405

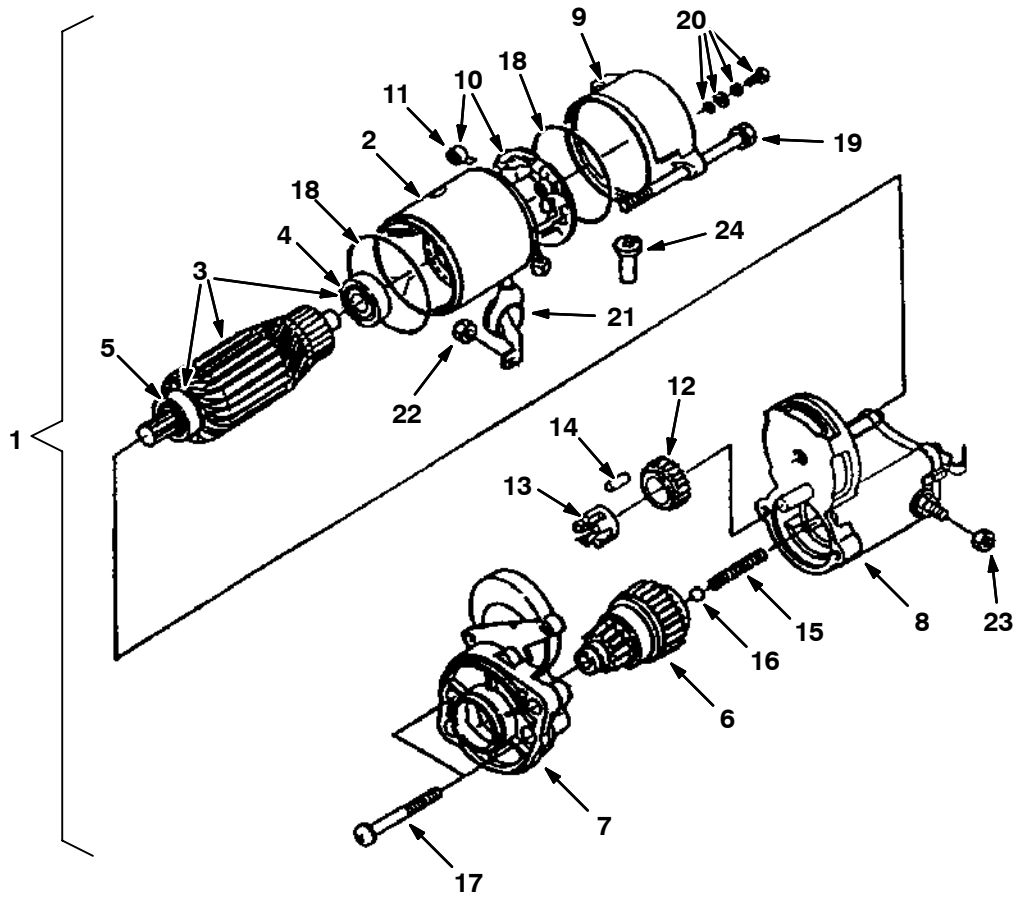


Fig. 14 - Starter Breakdown, 74405

	Ref.	Part No.	Description	Qty.
▽	1	74405	Assy Starter	1
▲	2	70196	Assy Yoke	1
▲▽	3	70197	Assy Armature	1
▲▲	4	70198	Bearing	1
▲▲	5	70199	Bearing	1
▲	6	70200	Clutch, Over Running	1
▲	7	70201	Frame, Drive End	1
▲	8	70202	Assy Switch, Magneto	1
▲	9	70203	Frame, End	1
▲▽	10	70204	Assy Holder, Brush	1
▲▲	11	70205	Spring, Brush	4
▲	12	70206	Gear	1
▲	13	70207	Retainer	1
▲	14	73545	Roller	5
▲	15	70208	Spring	1
▲	16	73547	Ball	1
▲	17	70209	Bolt	2
▲	18	20433	O-Ring	2
▲	19	70210	Bolt	2
▲	20	20432	Assy Bolt	2
▲	21	70211	Cover	1
▲	22	73551	Nut, Hexagon	1
▲	23	70212	Nut, Hexagon	1
▲	24	70213	Pipe, Drain	1



Fig. 15 - Nozzle Holder Group

Ref.	Part No.	Description	Qty.
	1 73554	Pipe, Over Flow	1
	2 73555	Screw	1
	3 40166	Gasket	1
▽	4 361373	Assembly Pipe, Over Flow	1
▲	5 361368	Clip, Pipe	2
	6 393673	① Holder Assembly, Nozzle	4
	6 393674	② Holder Assembly, Nozzle	4
▽	6 372917	③ Holder Assembly, Nozzle	4
▲	7 70964	Gasket	4
▲	8 20719	Seal, Heat	4
	9 70965	Pipe, Injection 1	1
	10 70966	Pipe, Injection 2	1
	11 70967	Pipe, Injection 3	1
	12 70968	Pipe, Injection 4	1
	13 30131	Clamp, Pipe 1	3
	14 30132	Clamp, Pipe 2	3
	17 39508	Screw, With Washer	3
	15 84638	Plug, Glow	4
	16 73560	Cord, Glow Plug	1

① Kubota Serial Number (000000-489289)

② Kubota Serial Number (489290- xxxxxx)

③ Kubota Serial Number ( xxxxxx- )

**Fig. 16 - Injection Pump Group**

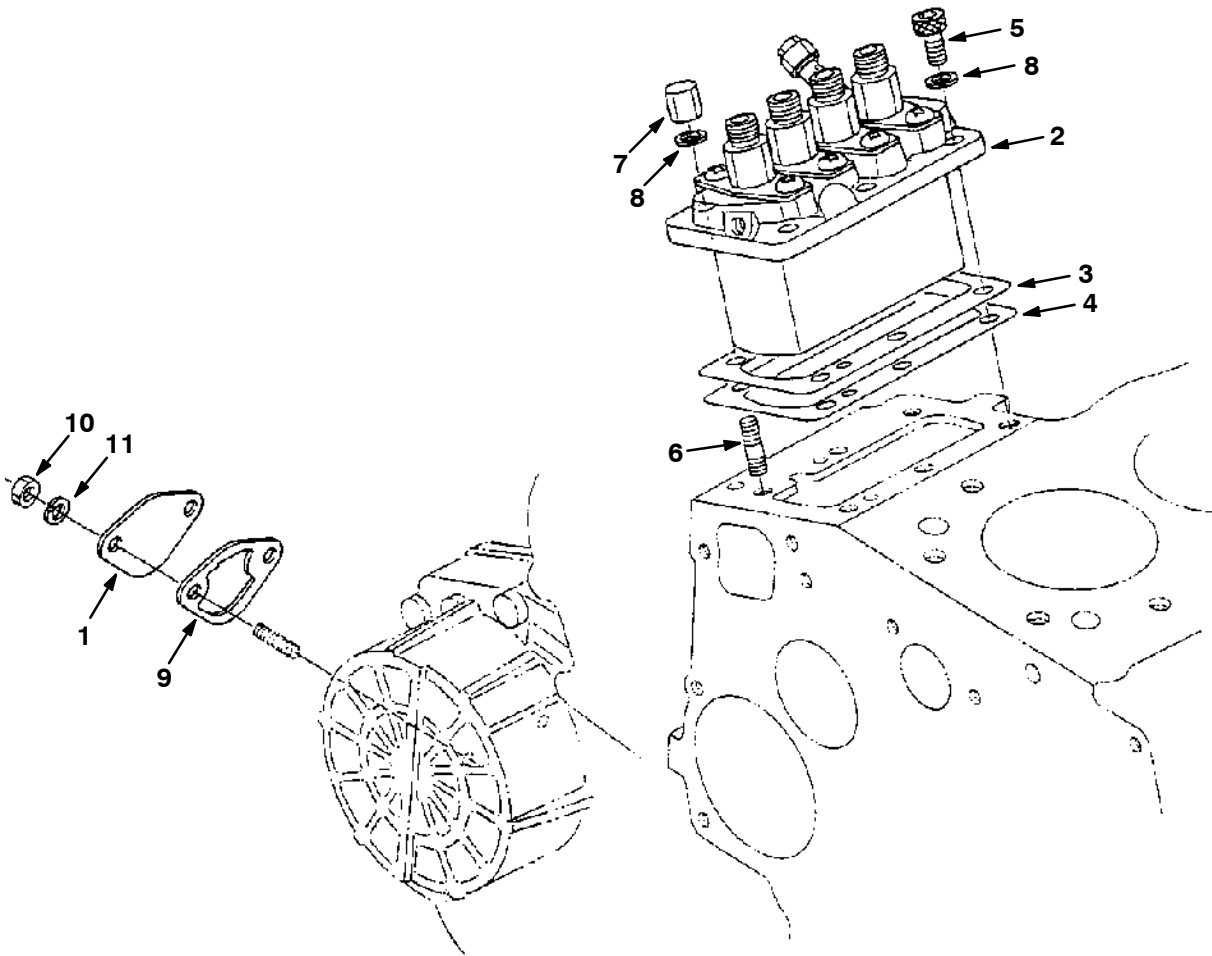




Fig. 16 - Injection Pump Group

Ref.	Part No.	Description	Qty.
1	73565	Fuel Pump Cover Plate	1
2	84635	Assembly Pump, Injection (See Injection Pump Breakdown)	1
3	70972	Shim, Injection Pump 0.20 mm	1
4	70973	Shim, Injection Pump 0.25 mm	2
4	84644	Shim, Injection Pump 0.30 mm	1
5	73561	Bolt	3
6	73562	Stud	3
7	73563	Nut, Cap	3
8	39065	Washer, Spring	6
9	70974	Gasket, Fuel Pump	1
10	39121	Nut	2
11	39065	Washer, Spring	2

Fig. 17 - Injection Pump Breakdown

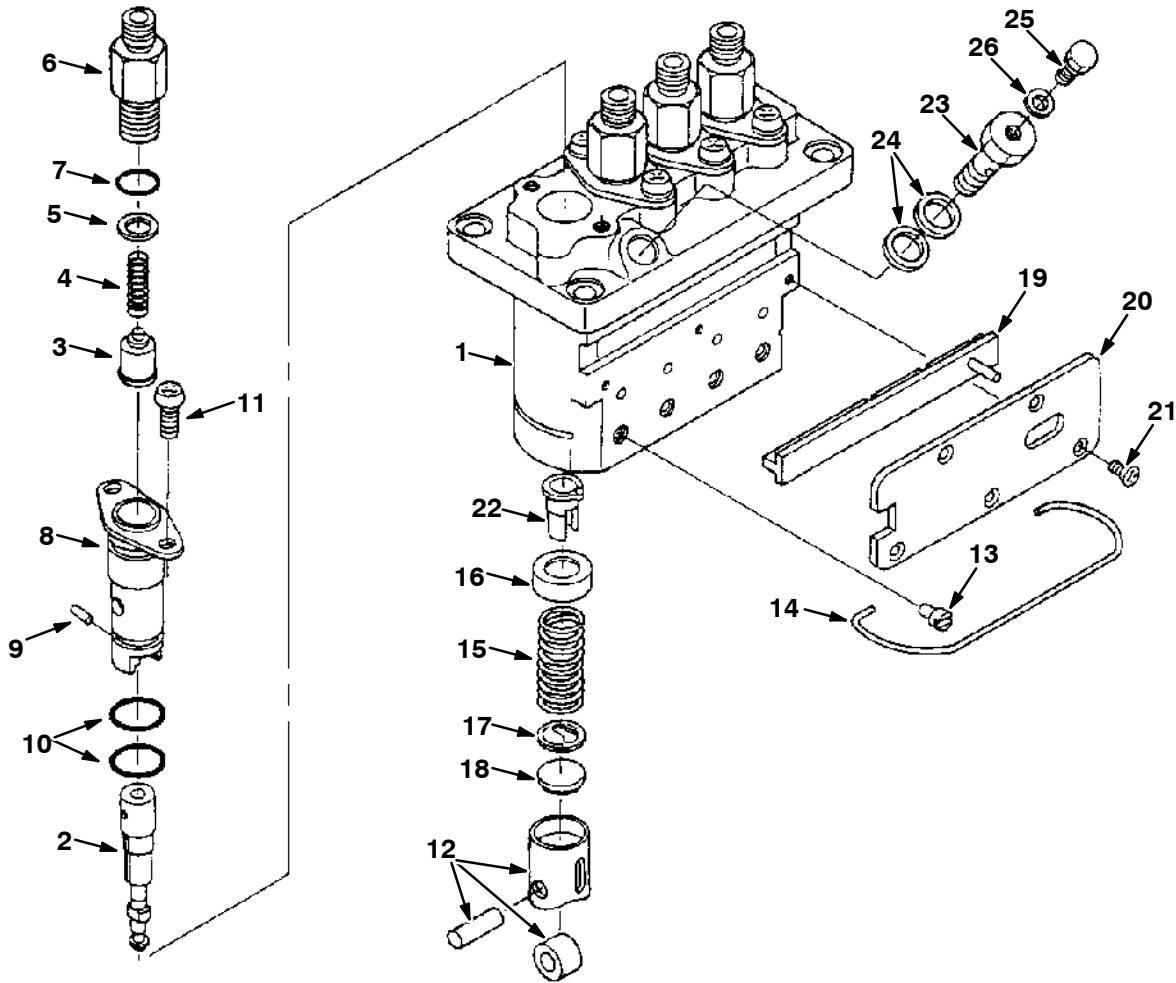
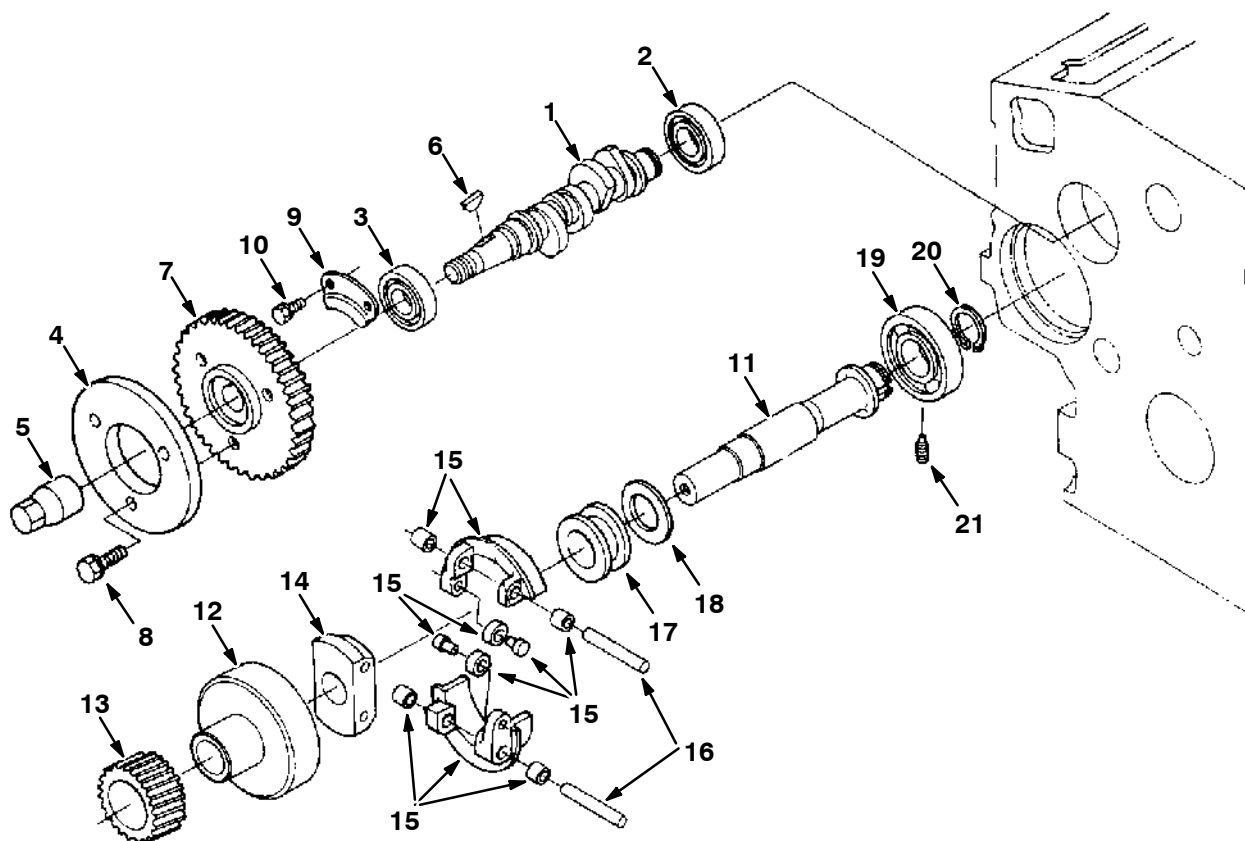


Fig. 17 - Injection Pump Breakdown

	Ref.	Part No.	Description	Qty.
▽	1	84635	Assembly Pump, Injection	1
▲	2	84648	Plunger, Pump	4
▲	3	73567	Valve, Delivery	4
▲	4	73568	Spring, Delivery Valve	4
▲	5	73569	Gasket, Delivery Valve	4
▲	6	73570	Holder, Delivery Valve	4
▲	7	73571	O-Ring	4
▲	8	73572	Flange, Sleeve	4
▲	9	73573	Pin, Joint	4
▲	10	73574	O-Ring	8
▲	11	73575	Screw	8
▲	12	73576	Assembly Tappet	4
▲	13	73577	Pin, Tappet Guide	4
▲	14	73578	Pin, Clamp	1
▲	15	73579	Spring, Plunger	4
▲	16	73580	Seat, Spring Upper	4
▲	17	73581	Seat, Spring Lower	4
▲	18	73582	Shim	1
▲	19	84649	Rack, Control	1
▲	20	84650	Plate	1
▲	21	73585	Screw	5
▲	22	73586	Sleeve, Control	4
▲	23	84651	Screw, Follow	1
▲	24	73588	Gasket	2
▲	25	73589	Screw	1
▲	26	73590	Gasket	1

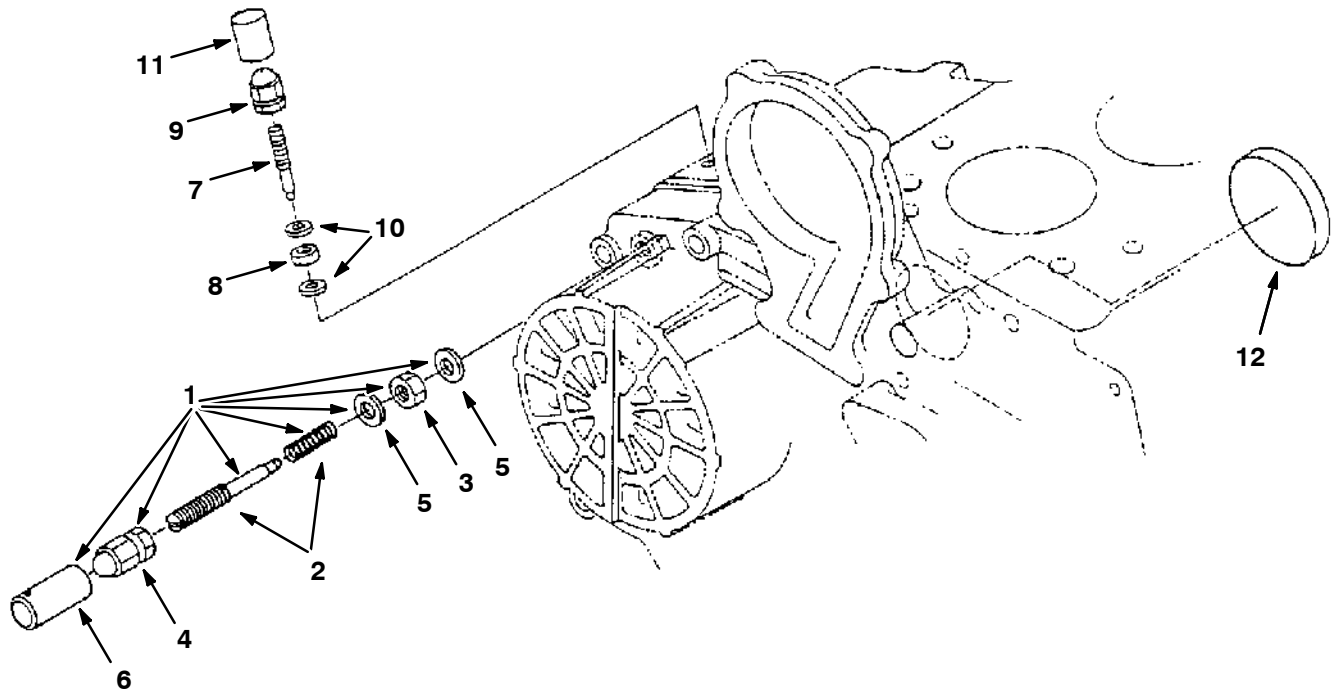
Fig. 18 - Fuel Camshaft Group



07441 - D

Ref.	Part No.	Description	Qty.	
1	84636	Camshaft, Fuel	1	
2	70975	Bearing, Ball	1	
3	70976	Bearing, Ball	1	
4	73592	Cam, Fuel	1	
5	73593	Nut, Cap	1	
6	73594	Key, Woodruff	1	
7	73595	Gear, Injection Pump	1	
8	40409	Bolt	3	
9	73596	Stopper	1	
10	71995	Bolt	2	
▽	11	73597	Assembly Shaft, Governor	1
▲	12	73598	Holder, Governor Gear	1
▲	13	73599	Gear, Governor	1
▲	14	73600	Holder,	1
▲	15	73601	Comp. Weight, Governor	2
▲	16	73602	Shaft, Governor Weight	2
▲	17	70977	Sleeve, Governor	1
▲	18	70978	Washer, Thrust	1
19	70979	Bearing, Ball	1	
20	73603	Cir-clip, Governor Shaft	1	
21	73604	Screw, Set	1	

Fig. 19 - Idling Group

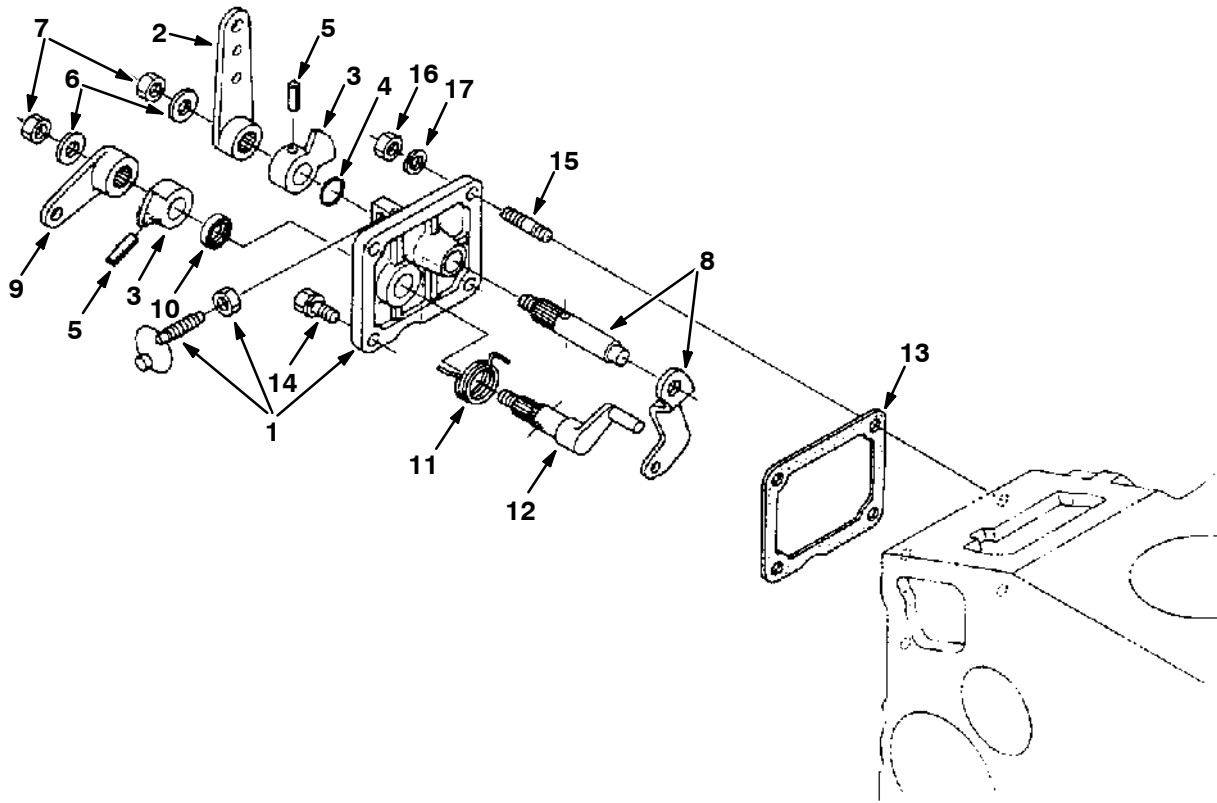


351604 - 8200L, D

Ref.	Part No.	Description	Qty.	
▽	1	70980	Assembly Apparatus, Idle	1
▲	2	73605	Assembly Bolt, Adjusting	1
▲	3	73606	Nut	1
▲	4	73607	Nut, Cap	1
▲	5	40166	Gasket	2
▲	6	30136	Cap	1
	7	73610	Bolt, Adjusting	1
	8	73606	Nut	1
	9	73607	Nut, Cap	1
	10	40166	Gasket	2
	11	30136	Cap	1
	12	70188	Cover	1

# ENGINE BREAKDOWN

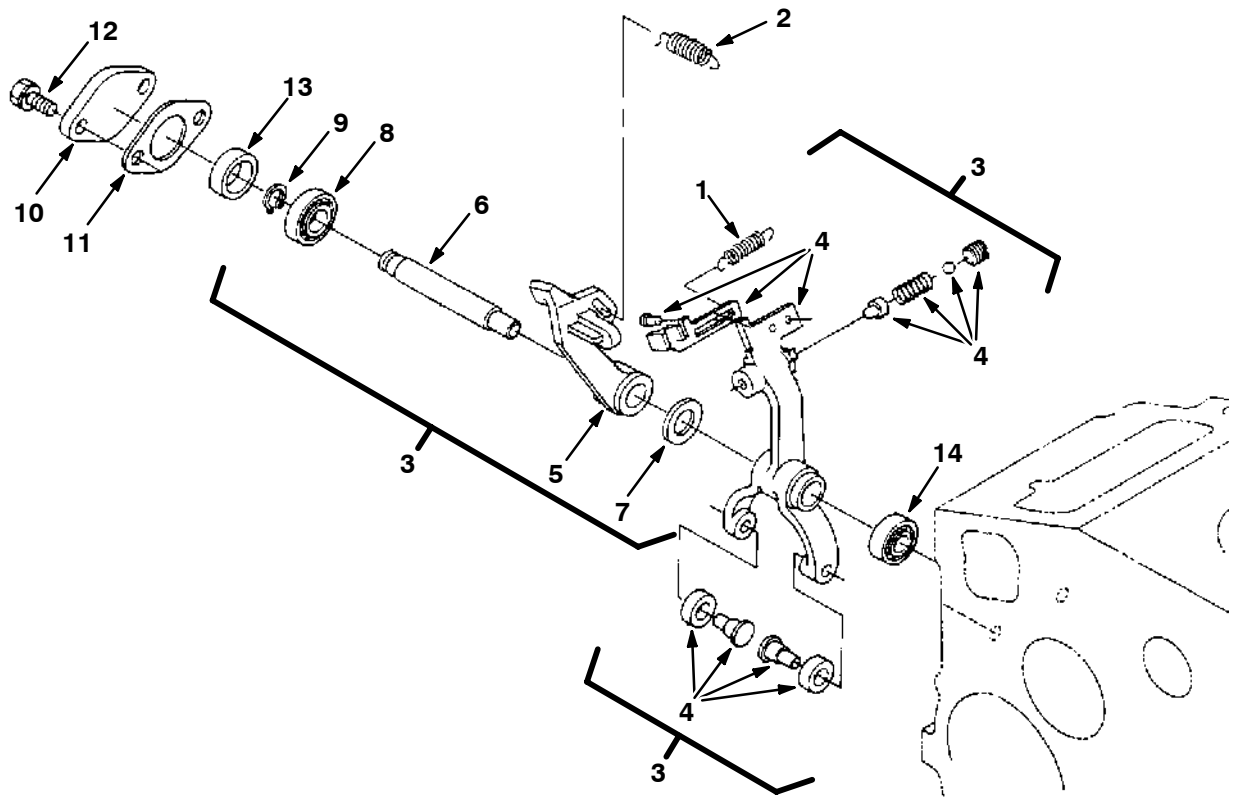
Fig. 20 - Speed Control Plate Group



07445 - D

Ref.	Part No.	Description	Qty.	
▽	1	70982	Assembly Plate, Control	1
▲	2	73618	Lever, Speed Control	1
▲	3	73619	Lever, Speed Control	2
▲	4	73620	O-Ring	1
▲	5	40407	Pin, Spring	2
▲	6	73621	Washer, Plain	2
▲	7	73622	Nut	2
▲	8	73623	Comp. Lever, Governor	1
▲	9	73624	Lever, Engine Stop	1
▲	10	70983	Seal, Oil	1
▲	11	73625	Spring, Return	1
▲	12	73626	Shaft, Stop Lever	1
	13	70984	Gasket	1
	14	41973	Bolt	2
	15	72018	Stud	2
	16	39121	Nut	2
	17	39065	Washer, Spring	2

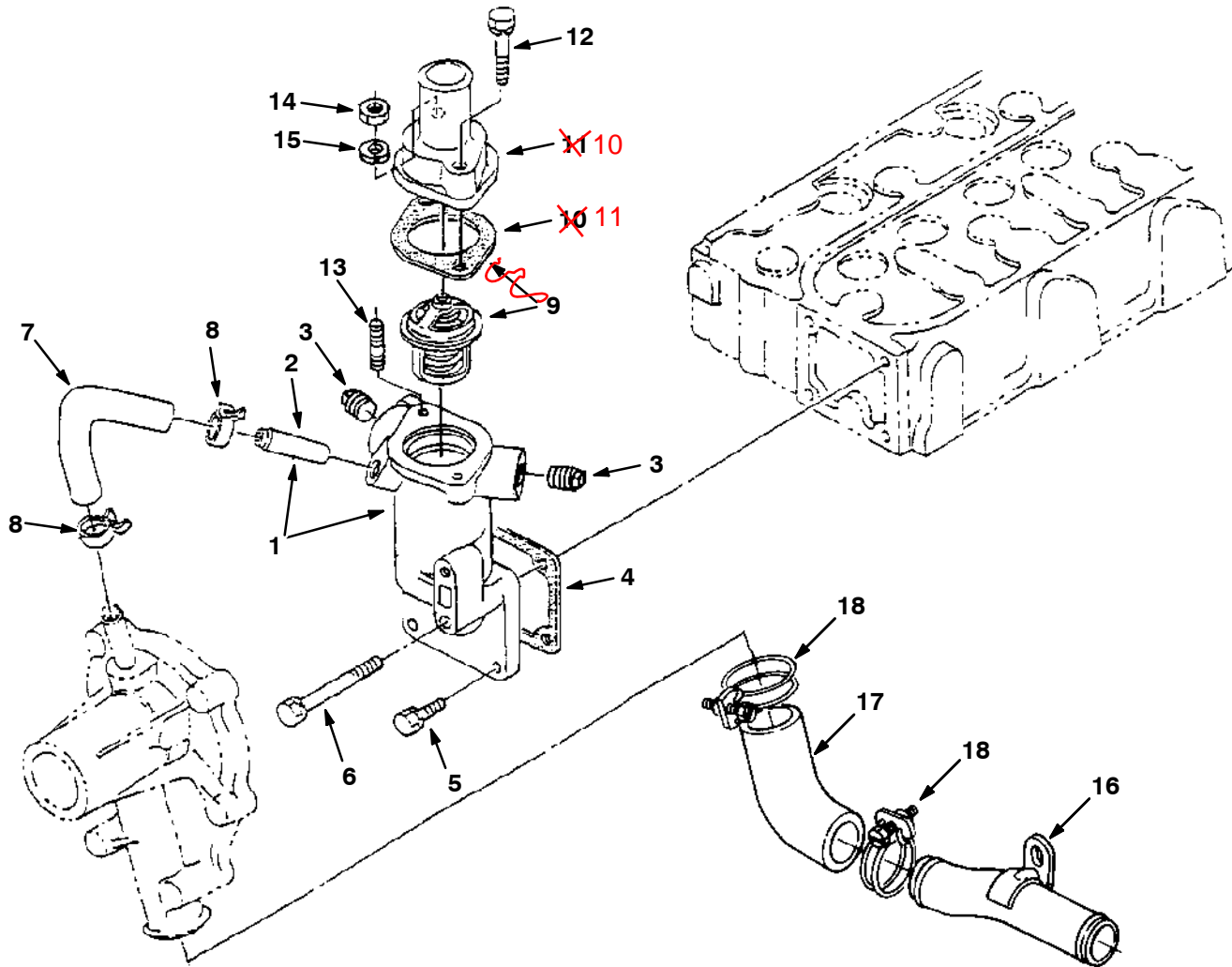
Fig. 21 - Governor Group



07447 - D

Ref.	Part No.	Description	Qty.
1	70985	Spring, Start	1
2	70986	Spring, Governor	1
▽ 3	73627	Assembly Lever, Fork	1
▲ 4	70987	Comp. Lever, Fork 1	1
▲ 5	73628	Lever, Fork 2	1
▲ 6	73629	Shaft, Fork Lever	1
▲ 7	70988	Washer, Plain	1
▲ 8	70989	Bearing, Ball	1
▲ 9	73630	Cir-clip, External	1
10	73631	Cover, Fork Lever Shaft	1
11	361430	Gasket	1
12	39160	Bolt	2
13	70991	Collar 1	1
14	70992	Bearing, Ball	1

Fig. 22 - Water Flange Group



351602 - 8200L, D

Ref.	Part No.	Description	Qty.
▽	1 <del>70993</del> 368090	Comp. Flange, Water	1
▲	2 361440	Pipe, Water Return 1	1
	3 73632	Plug	2
	4 70994	Gasket, Water Flange	1
	5 41973	Bolt	3
	6 72995	Bolt	1
	7 73633	Pipe, Water Return 2	1
	8 73634	Band, Pipe	2
✓	9 <del>71455</del> 10852	Thermostat Assy 1.7 Dia.	1
✓	11 <del>10 368092</del> 10851	Gasket 1.7 Dia.	1
	10 11 <del>73635</del> 368091	Cover, Thermostat 1.7 Dia.	1
	12 72996	Bolt	1
	13 73636	Stud	1
	14 39121	Nut	1
	15 39065	Washer, Spring	2
	16 365110	Pipe, Water	1
	17 365111	Pipe, Water	1
	18 365112	Clamp	2



# SECTION 6

CONTENTS	PAGE
PART NUMBER TO PAGE NUMBER CROSS REFERENCE LIST .....	6-2
PART DESCRIPTION TO PAGE NUMBER CROSS REFERENCE LIST .....	6-13

# CROSS REFERENCE

## PART NUMBER TO PAGE NUMBER CROSS REFERENCE LIST

Part Number	Page Number	Part Number	Page Number	Part Number	Page Number
IB3614	4-20, 4-21	06549	2-55	09198	2-5, 2-7
00500-15	4-14, 4-15	06922	2-47	09294	2-51
00954	4-20, 4-21	06924	2-47	09718	2-73, 3-29
01314	2-13	06942	2-55	09739	2-45, 2-73, 2-89, 3-11, 3-29, 3-33
01316	3-3, 3-5	06943	2-31, 2-47	09740	2-11, 2-37, 2-57, 2-63, 2-69, 2-75, 2-77, 2-87, 2-91, 2-113, 3-3, 3-5, 3-13, 3-23, 3-29, 3-31, 3-35
01516	2-83	06944	2-31, 2-53, 2-55	09741	2-111
01683	2-45, 2-59, 2-71, 2-89, 3-11, 3-25, 3-29, 3-33	06948	2-107	09744	2-63
01684	2-5, 2-7, 2-11, 2-59, 2-63, 2-73, 2-85, 2-87, 2-91, 3-3, 3-5, 3-29, 3-47, 3-49	06955	2-45, 2-55, 2-67, 2-117	09771	2-91
01685	2-11, 2-19, 2-37, 2-41, 2-57, 2-69, 2-71, 2-75, 2-77, 2-87, 2-91, 2-105, 2-107, 2-113, 3-3, 3-5, 3-7, 3-13, 3-23, 3-25, 3-27, 3-29, 3-31, 3-33, 3-35	06957	2-67	1005375	3-9
01686	2-75, 2-77, 3-25, 3-31, 3-33, 3-35	06962	2-67	1005564	3-9
01698	3-27	06963	2-47	1008142	2-51
01713	2-9	06964	2-49	1008147	2-13
01714	2-107	06968	2-81	1011546	2-107
01715	2-77, 3-35	06974	2-111	1011886	2-57
01754	2-47	06988	2-65	1012092	4-9
01757	2-47	07259	2-51	1013134	2-95
01760	2-25	07274	2-35	10143	2-41
01762	2-63	07299	2-29	1014930	3-9
02141	2-51	07450	2-83	1014934	3-9
02205	3-27	07562	2-33, 3-54	1015673	2-107
02430	4-33	07565	3-54	1016016	2-107
02506-6	3-64	07785	2-87	1016156	2-81
02650	4-3	07786	2-79	1016752	2-23
02705	4-3	07787	2-73	1016827	2-31
02709	4-3	07791	2-61, 2-95, 3-41, 3-43	1016910	2-77, 3-35
02731	2-13	07792	3-41, 3-43	1016912	2-77
02740	2-33	07805	2-73	1016914	3-35
02741	2-33	08013N	2-5, 2-7	1016935	2-9
02850	3-13	08085	2-65, 2-75, 2-77, 2-115, 3-31, 3-35	1016949	2-107
02931	2-83	08171	2-49	1017076	3-5
03026	3-47	08175	2-63, 2-81	1017126	2-3, 2-31
03192	2-61, 3-19, 3-41, 3-43, 3-61, 3-63	08179	2-61, 2-67	1017185	2-73
03495	2-83	08182	2-57, 2-81, 3-23	1017445	2-73
04414	2-29, 2-111	08346	2-61	1017646	2-23
04417	2-79	08350	2-67	1017651	3-9
04706	2-21	08708	2-31, 2-53, 2-107	1018033	2-51
04843	2-45, 2-47, 2-61, 2-71, 3-25	08709	2-45, 2-47, 2-53, 2-55, 2-61, 2-67, 2-81, 2-105, 2-107, 2-117, 2-119, 3-9, 3-57	1018328	2-81
04928	2-79	08711	2-63, 2-81, 3-65	1018940	2-47
05686	2-73, 2-75, 2-77, 3-33, 3-35	08712	2-59, 2-73, 2-91, 3-3, 3-5, 3-29, 3-41, 3-43	1018964	2-47
05724	2-7	08713	2-57, 2-63, 2-65, 2-69, 2-71, 2-79, 2-87, 2-93, 3-15, 3-25	1018983	2-47
05726	2-7	08714	2-49, 2-75, 2-77, 2-79, 3-31, 3-33, 3-35	1019040	2-47
06279	2-71	08716	2-87, 3-29	1019285	2-87
06415	2-53	08719	2-81	1020022	2-83
06535	2-111	09007	2-59	1022199	2-13
		09010	2-65, 2-69, 2-71, 2-87	1022211	2-13
		09011	2-71, 2-75, 3-15, 3-25, 3-31	1022213	2-15
		09026	2-57	1023823	2-47
		09028	2-75, 2-77, 3-35	10575	3-7, 3-9
		09162	2-111	10632-12	3-15, 3-17
				10632-13	2-39
				10632-18	2-53, 2-55
				10632-2	2-27
				10632-4	3-47

# CROSS REFERENCE

Part Number	Page Number	Part Number	Page Number	Part Number	Page Number
10632-9	3-15, 3-57	16695	4-14, 4-15, 4-17	21928	4-3
10664	2-109	16735	2-13, 2-117	21929	4-3
10844	5-17	16816	2-111	21931	4-29
10845	5-17	16863	2-113	21963	4-3, 4-5
10895	5-3	16914	2-91	222159	2-9
10959	3-33	16930	2-47	222196	2-47
11329	2-51	16931	2-47, 2-49, 2-61, 2-67,	222210	2-45
11399	2-39, 2-91, 3-9, 3-13		2-105, 2-107, 3-9,	222277	2-71, 3-25
11442-3	3-3, 3-5		3-57, 3-61, 3-63	222460	2-55, 2-67, 3-25
11531	2-37	16944	3-61, 3-63	222516	2-71
11631	2-63	16953	2-35	222556	2-71, 3-25
11984	3-47	17188	3-3, 3-5	222604	3-13
12273	2-9, 2-11, 2-57, 2-79,	17260	2-5	222822	2-87, 3-9
	3-23, 3-27	17261	2-5	22290	2-21
12277	2-63, 3-41, 3-43	17262	2-5	223499	2-85
12316	2-89, 3-11	17263	2-5	223528	2-87, 3-7
12317	2-77, 3-35	17404	2-51	223533	2-89, 3-11
12333	2-9	17414	2-31	22604	2-49, 4-11
12364	2-67	17461	2-57, 3-25	22609	4-15, 4-17
12459	2-9, 2-51, 2-57, 3-41,	17870	2-67	22614	4-15
	3-43	18595	2-69, 3-27	22615	4-15, 4-17
12685	3-27	19066	2-47	22616	4-29
12895	5-15	19191	2-69, 3-27	22621	4-17
12916	5-7	19252	2-29	22622	4-17
12955	3-33	19313	2-61	22649	4-25, 4-27
13015	2-41	19583	2-49	23005	2-81
13248	2-39, 2-79, 2-117,	19645	2-101	23007	2-81
	2-119	19650	2-102	23456	3-61, 3-63
13292	3-9	19903	3-61, 3-63	23524	2-81
13513	2-47	20021	3-25	23683	2-73, 3-25
13902	4-25, 4-27, 4-29, 4-31	20432	5-21	23999-8	2-75, 2-77, 3-33, 3-35
13904	4-23, 4-25, 4-27, 4-29	20433	5-21	24012	2-37
13907	3-27, 4-5	20634	2-59	24105	3-3, 3-5
14242	2-49	20719	5-23	24174	2-89, 3-11
14432	2-33, 2-83, 3-37	20802	2-23, 2-25	24196	2-73, 3-29, 3-33
14524	2-73, 3-29	20810	2-85	24199	2-45, 2-71, 3-25
14595-1	2-45, 2-65	20833	2-3, 2-83	24265	3-13
14601	2-47	20932	3-61, 3-63	24299	2-5, 2-7
14605	2-45, 2-65	20944	3-13	24339	2-49
14725	2-73, 3-29	20950	3-13	24358	2-85, 2-89, 3-11
14734	3-9	20951	3-13	24544	3-7
14838	2-5, 2-7	20952	3-13	24555	2-83
14864	2-89, 3-11	21168	2-69	24672	2-11
14877	3-7, 3-9	21197	2-107	24899AM	2-63
14880	2-89, 3-11	21586	2-3, 2-83	24976	2-29
14951	3-45	21601	2-83	25046	2-107
14953	2-5	21602	2-83	25048	2-47
14967	2-5	21603	2-83	25049	2-105, 2-107
15173	2-67	21606	2-83	25312	3-53
15539	2-5, 2-7	21657	4-33	25603	3-7
15648	2-71, 3-25	21659	4-33	25611	2-69, 3-27
15675	2-11, 2-19, 2-69, 3-7,	21903	2-115	25730	2-75, 2-77, 3-31, 3-35
	3-52	21906	4-31	25736AM	2-75, 2-77, 3-31, 3-35
15678	2-85, 2-91	21916	4-25, 4-27, 4-29, 4-31,	25887	2-63
16213	2-105, 2-107		4-32	27108	2-65
16376	2-29	21919	4-25, 4-27, 4-29	27763	4-14
16455	2-73	21923	4-29	27920	2-13
16456	2-81	21925	4-3, 4-5	28835	4-14
16463	2-101	21926	4-3	29217	3-33
16472	2-119	21927	4-3	29233	3-45

# CROSS REFERENCE

Part Number	Page Number	Part Number	Page Number	Part Number	Page Number
29558	2-67, 2-75, 3-31	32731	2-77, 2-79	360272	2-43
30013	3-41, 3-43	32746	2-5, 2-7	360273	2-43
30121	5-17	32899	2-45, 2-47, 2-65, 2-107	360274	2-43
30122	5-17	32960	2-77, 3-35	360275	2-43
30125	5-12	32981	2-31, 2-47, 2-105, 2-107, 2-113	360276	2-43
30131	5-23	32983	2-107	360296	3-59
30132	5-23	32987	2-49	360343	2-105, 2-107
30136	5-29	32990	2-107	360349	2-63
30241	2-7	330065	3-66	360414	2-67
30251	2-63	330210	3-66	360424	2-57
30252	2-63	330212	3-66	360454	2-67
30253	2-63	330213	3-66	360455	2-51
30255	2-63	330710	3-66	360467	2-115
30327	2-87	33123	2-75, 3-33	360492	2-63
30407	2-29	33295	3-3, 3-5	360520	2-13, 3-15, 3-17
30533	3-51	33342	2-65	360521	2-13
31354	4-14	33401	2-79, 2-107	360604	2-53
31375	4-14	33404	2-61	360711	2-21
31377	4-17	33580	4-11, 4-13	360768	2-51
31379	4-14	33671	2-41	360773	2-13
31381	4-15	33723	2-101	360801	2-65, 2-87, 2-107
31384	4-17	33933	2-51	360802	2-43
31568	2-101	34176	4-15	360822	2-53
31599	3-27	34178	4-11, 4-13	360824	2-55
31605	2-115	34179	4-11	360826	2-55
31613	2-3, 2-113	34312	2-95	360844	2-57
31704	2-63	34357	2-109	360867	2-21
31755	2-39	34359	2-49, 2-57, 2-111, 2-119	360883	3-41, 3-43
31775	2-9	34368	2-101	360893	2-53
31922	3-57	34380	2-101	360894	2-53
32087	3-15	34392	2-69	360943	2-53, 2-59
32126	2-49	34420	3-27	360973	3-41, 3-43
32183	2-31	34820	2-13	361070	2-65
32261	2-11	35255	3-27	361072	2-13
32483	2-31, 2-55, 2-107	35843	3-65	361075	2-13, 3-47, 3-49
32485	2-47, 2-49, 2-81, 2-107	35973	2-63	361086	2-101
32486	2-65, 2-81, 2-111	360023	2-43	361160	3-17
32490	2-31, 2-53, 2-55, 2-105, 2-107, 2-113, 3-41, 3-43	360028	2-65	361292	3-41, 3-43
32491	2-9, 2-13, 2-47, 2-49, 2-53, 2-55, 2-61, 2-67, 2-107, 2-119, 3-9, 3-57, 3-61, 3-63	360064	2-51	361331	3-41, 3-43
32492	2-47, 2-61, 2-75, 2-77, 2-81, 3-19, 3-21, 3-33, 3-35, 3-41, 3-43, 3-61, 3-63	360071	2-43	361339	2-53
32493	2-55	360072	2-43	361366	5-8
32494	2-107	360073	2-43	361368	5-23
32501	2-89, 3-11, 3-13	360074	2-43	361373	5-23
32508	2-89, 3-11, 3-13	360077	2-51	361374	5-11, 5-12
32521	2-67	360078	2-65	361389	5-7
32536	2-67	360081	2-65	361392	5-14
32613	2-89, 3-11, 3-13	360107	2-63	361397	5-7
32614	2-89, 3-11, 3-13	360132	2-63	361401	5-7
32669	2-89, 3-11, 3-13	360134	2-3, 2-9	361423	5-7
32716	2-73, 2-75, 2-77, 3-33, 3-35	360136	2-3, 2-9	361427	5-13
		360137	2-9	361428	5-8
		360138	2-9	361430	5-31
		360152	2-49	361436	5-3
		360162	3-59	361440	5-32
		360199	2-59	361555	2-63
		360270	2-43	36165	2-29
		360271	2-43	361670	3-43
				361975	3-15, 3-17
				363113	3-29
				363120	2-71, 3-25

# CROSS REFERENCE

Part Number	Page Number	Part Number	Page Number	Part Number	Page Number
36328	2-51	364315	2-117	364477	2-57
363311	3-37	364336	2-85	364478	2-57
363401	3-37	364342	2-45	364480	2-57
363426	2-59	364343	2-45	364481	2-55
364022	2-73	364347	2-45	364482	2-53
364029	2-33	364348	2-45	364486	2-93
364032	2-29	364350	2-83	364487	2-57
364033	2-111	364351	2-83	364488	2-55
364034	2-111	364352	2-81	364489	2-55
364041	2-35	364353	2-81	364496	2-55
364046	2-35	364358	2-81	364498	2-51
364047	2-3, 2-111	364368	2-81	364502	2-31
364084	2-113	364369	2-81	364505	3-27
364085	2-9	364373	2-79	364511	2-59
364086	2-71	364374	2-79	364515	2-53
364101	2-111, 4-8	36438	3-57	364516	2-3, 2-53
364102	2-109, 4-7	364380	2-69	364517	2-23
364103	2-109, 4-3	364381	2-87	364523	2-95
364104	2-63, 4-14	364383	2-37	364524	2-45
364105	2-69, 3-27, 4-15	364384	2-37	364525	2-95
364107	2-93, 4-20	364389	2-39	364537	2-33
364108	2-65, 4-17	36439	3-57	364542	3-3, 3-5
364112	2-95, 4-21	364392	2-95	364543	3-3, 3-5
364113	2-115, 4-23	364394	2-87	364545	3-3, 3-5
364114	2-117, 4-29	364395	2-87	364546	2-27
364115	4-25	364396	2-39	364547	2-39
364116	2-73, 4-32	364397	2-105	364552	2-113
364117	2-119, 4-31	364399	2-37	364553	2-31
364119	2-57	364404	2-73, 3-29	364559	2-19
364120	3-27	364408	2-73	364560	2-113
364181	2-133	364409	2-61	364570	3-19
364182	2-133	364413	2-75, 2-77, 3-33, 3-35	364573	3-19
364183	3-17	364416	2-75	364578	2-57
364200	2-83	364419AM	2-83	364580	2-57
364213	2-83	364420	3-29	364587	2-51
364215	2-83	364421	3-13	364594	2-61
364216	2-79	364422	3-37	364595	2-61
364221	2-79	364423	3-37	364597	2-13
364222	2-79	364424	3-13	364605	2-61
364223	2-77, 3-31, 3-35	364432	2-71, 3-25	364608	2-25
364227	2-77	364435	2-87	364609	2-25
364235	2-75	364436	2-87	364610	2-15
364242	2-77	364437	2-85	364614	2-73
364243	2-75	364438	2-87	364617	2-47
364246	2-75, 2-77	364441	2-87, 2-93	364619	2-87
364248	2-77	364442	2-93	364620	2-91, 3-9
364249	2-79	364447	2-71, 3-25	364621	2-93
364250	2-55	364448	2-71	364624	2-71
364254	2-37	364451	2-87	364625	3-25
364275	2-13	364457	2-37	364630	3-21
364280	2-53	364461	2-53	364631	3-27
364290	2-63	364462	2-3, 2-53	364634	2-47
364291	2-17	364467	2-69	364637	2-91
364292	2-17	364468	2-69	364638	3-3, 4-34
364294	2-25	364469	2-69	364643	3-35
364295	2-25	364470	2-55	364648	3-33
364301	2-25	364471	2-55	364649	3-33
364302	2-25	364473	2-53	364650	3-35
364304	2-13	364474	2-53	364654	3-13
364309	2-17	364476	2-57	364655	3-31

# CROSS REFERENCE

Part Number	Page Number	Part Number	Page Number	Part Number	Page Number
36466	2-77, 3-35	364770	2-63	364899	3-3, 3-5
364663	3-31	364774	2-11	364908	2-47
364664	3-31	364775	2-3, 2-11	364919	2-79
364665	3-35	364776	2-11	364921	3-23
364666	3-13	364778	2-31	364923	2-15
364668	3-13	364779	2-31	364924	2-15
364669	3-13	364780	2-105	364925	2-15
364671	2-47	364787	2-61	364926	2-25
364672	2-51	364790	2-61	364927	2-115
364673	2-85	364791	2-25	364928	2-15
364679	2-65	364794	2-134	364930	2-9
364680	3-21	364802	2-55	364934	2-45
364684	2-67	364803	2-37	364935	2-29
364685	2-67	364805	2-37	364936	2-47
364687	2-39	364808	2-134	364940	2-17
364688	2-3, 2-57	364809	2-119	364942	2-17
364689	2-67	364811	2-67	364943	2-17
364691	2-11	364812	2-67	364948	2-47
364692	2-3, 2-11	364814	2-61	364950	2-91
364693	2-25	364816	2-15	364951	2-47
364694	2-25	364818	2-15	364953	3-19
364695	2-25	364819	2-15	364954	2-91
364696	2-25	364820	2-15	364958	2-111
364698	2-61	364821	2-15	364960	2-3, 2-53
364701	2-25	364826	2-49	364962	2-65
364705	3-23	364827	2-49	364963	2-65
364706	3-23	364831	2-85	364964	2-101
364707	3-23	364832	2-37	364965	2-15
364708	2-25	364833	2-113	364968	2-13
364709	2-25	364834	2-85	364969	2-13
364710	2-11	364835	3-29	364973	2-19
364711	2-11	364837	2-15	364975	2-85
364712	2-91, 3-9	364838	2-15	364977	2-101
364713	2-9	364839	2-15	364978	2-101
364714	2-9	364842	2-15	364980	2-101
364715	2-9	364845	2-33	364981	2-101
364721	2-67	364846	3-51	364983	2-101
364722	2-67	364858	2-73, 3-29	364984	2-101
364723	2-53	364861	2-49	364985	2-101
364725	2-87	364863	2-49	364989	2-102
364730	2-67	364864	2-45	364990	2-101
364731	2-67	364866	3-3	364992	2-101
364734	3-25	364868	2-39	364993	2-101
364735	3-29	364869	2-27	364998	2-101
364736	3-29	364870	2-39	364999	2-101
364737	3-25	364874	2-27	365000	2-101
364738	3-25	364875	2-9	365003	2-101
364739	2-67	364878	3-45	365004	2-101
364740	2-67	364881	3-15	365005	2-101
364741	2-95	364884	3-15	365006	2-101
364744	2-113	364887	3-15	365007	2-101
364745	2-31	364888	2-9	365008	3-27
364746	2-93	364889	2-105, 2-107	365009	3-27
364749	3-25	364890	3-3	365013	2-101
364751	3-29	364893	2-37	365014	2-101
364758	2-41	364894	3-3	365015	2-101
364759	2-41	364895	3-3, 3-5	365017	2-111
364762	2-87	364896	3-3	365020	2-49
364764	2-95	364897	3-3, 3-9	365022	2-111, 2-113
364769	2-63	364898	3-7	365023	2-23

# CROSS REFERENCE

Part Number	Page Number	Part Number	Page Number	Part Number	Page Number
365024	2-134	365134	3-41, 3-43	365273	3-47, 3-49
365026	2-91	365135	3-41, 3-43	365274	2-65
365028	2-39	365136	3-43	365277	2-81
365030	2-71, 3-25	365137	3-43	365282	3-41
365031	2-61	365140	2-83	365283	3-41
365032	3-17	365148	3-31	365285	3-41
365033	3-17	365149	3-27	365286	3-41
365034	3-19	365150	3-13	365290	3-41
365035	3-19	365151	3-61, 3-63	365297	2-13
365036	3-17	365152	3-61, 3-63	365312	3-65
365039	2-91	365153	3-61, 3-63	365313	3-65
365040	2-91	365154	3-63	365317	3-65
365042	2-91	365156	2-71, 3-27	365321	3-65
365043	2-91	365158	2-9	365322	2-83
365044	2-91	365159	2-9	365323	2-83
365046	2-91	365163	2-3	365324	2-83
365053	3-23	365164	2-69, 3-27	365350	2-23
365054	2-15	365170	2-63	365363	2-111
365056	2-101	365171	2-13	365366	2-25
365057	2-101	365172	2-69	365386	2-13
365058	2-101	365174	4-34	365387	2-13
365060	2-9	365176	3-52	365391	2-13
365063	2-11	365179	2-91	365394	2-75, 2-77
365066	2-31	365180	2-71, 3-25, 3-33	365395	3-31
365067	2-113	365184	3-61, 3-63	365396	3-35
365068	3-47	365186	2-93	365402	2-105
365071	2-11	365187	2-101	365406	2-81
365073	2-109	365188	2-47	365414	2-87, 3-9
365074	2-47	365189	2-31	365422	2-107
365081	2-29	365191	3-7, 3-9	365432	2-47
365082	2-53	365192	3-57	365436	2-107
365083	2-75	365199	3-57	366026	2-13
365090	2-47	365201	3-13	36643	2-75, 3-33
365092	2-101	365202	3-57	36658	2-59
365093	2-91	365203	3-19	36661	2-59
365094	3-13	365204	3-19	36666	2-59
365095	2-69, 3-27	365207	2-79	36758	2-75
365096	3-13	365211	2-81	368092	5-32
365098	3-66	365213	2-81	369320	3-7
365099	3-61	365214	2-25	369704	2-13
365100	3-63	365215	2-17	369766	2-87, 3-9
365102	3-49	365231	3-25	369767	2-23
365105	2-117, 4-27	365232	3-33	369850	2-91
365109	5-8	365233	3-33	369869	3-9
365110	5-32	365234	3-25	36996	2-111
365111	5-32	365239	3-25	370010	2-5, 2-7
365112	5-32	365240	2-83	370016	2-7
365113	3-13	365247	2-53	370020	2-5
365114	2-51	365248	2-53	370025	2-5, 2-7
365115	2-51	365250	2-87	370076	2-7
365116	2-41	365251	2-87	370080	2-5
365117	2-39	365252	2-9	370090	2-5, 2-7
365123	2-85	365257	2-87	370092	2-7
365124	2-87	365260	2-39	370094	2-5
365126	2-3, 2-59	365261	3-39	370169	2-17
365127	2-31	365266	3-39	370170	2-17
365129	2-59	365267	3-39	370185	2-111
365130	3-35	365269	3-39	371905	3-61, 3-63
365132	3-43	365271	2-81	372900	5-12
365133	3-43	365272	3-47, 3-49	372901	5-12

# CROSS REFERENCE

Part Number	Page Number	Part Number	Page Number	Part Number	Page Number
372904	5-12	375200	2-85, 2-89, 3-11	393314	2-111
372905	5-13	375201	3-61	393315	2-29
372912	5-12	375302	2-87, 3-9	393320	3-7
372913	5-12	375322	3-3, 3-5	393321	2-87
372917	5-23	375419	2-13	393401	2-29
372918	5-12	375424	3-9	393406	2-75, 2-77, 3-31, 3-35
372920	5-3	375426	2-87, 3-9	393410	3-35
372921	5-5	375427	3-9	393416	3-9
372927	5-12	375429	3-7	393417	3-9
372928	5-12	375430	3-7	393419	3-9
373201	4-7, 4-8, 4-9	37555	4-14, 4-15, 4-17	39346	2-67, 3-65
373202	4-7	37616	4-11, 4-13	39347	2-45
373203	4-7	377349	2-89, 3-9	39349	2-45, 2-67, 3-41, 3-43
373204	4-7	377351	2-69	39350	2-9, 2-49
373205	4-7	37756	4-11, 4-13	393673	5-23
373206	4-7	37766	4-11	393674	5-23
373207	4-7, 4-8, 4-9	378951	2-5	39395	2-63
373208	4-7, 4-8, 4-9	379030	2-67, 2-73	39396	2-65
373209	4-8, 4-9	379120	2-51	39508	5-23
373210	4-8, 4-9	379609	2-49, 4-13	39527	4-14, 4-15
373211	4-8, 4-9	379829	2-73	39658	2-51
373212	4-8, 4-9	380521	2-29	39780-2	3-47
373213	4-8, 4-9	382516	2-13	398345	2-3
373214	4-8, 4-9	38255	4-11, 4-13	398850	2-87
373215	4-8, 4-9	383165	2-13	39924	3-47
373217	4-13	385667	3-7	39987	2-105, 2-107
373226	4-13	385750	2-87, 3-7, 3-9	40166	5-23, 5-29
373236	4-13	38968	4-11, 4-13	40407	5-30
373260	4-13	39051	5-3	40409	5-13, 5-28
373291	4-13	39062	5-3	40566	3-3, 3-5
373297	4-13	39063	5-3, 5-5	40607	2-87, 3-7, 3-9, 3-47
373298	4-13	39065	5-7, 5-25, 5-30, 5-32	40678-1	3-7
373299	4-13	39073	5-5, 5-8	40755	2-109
373317	4-5	39087	5-3	40758	2-9
373327	4-5	39088	5-3, 5-5	41130	2-93, 2-95
373346	4-5	39094	5-8	41142	2-29, 2-35, 2-41
373347	4-5	39103	5-7	41178	2-39, 2-53, 2-69, 3-41, 3-43
373348	4-5	39105	5-3	41186	2-23, 2-79, 2-81, 2-105, 2-107, 2-109
373389	4-5	39114	5-7	41305	2-75, 2-77, 2-81, 3-31, 3-33, 3-35
373391	4-5	39119	5-10	41311	4-34
373393	4-5	39121	5-7, 5-25, 5-30, 5-32	41315	2-91
373394	4-5	39160	5-15, 5-31	41342	2-45, 2-81
373395	4-5	39162	5-11, 5-12	41346	3-65
373398	4-5	39168	5-7	41359	2-47
373402	4-5	391945	3-9	41421	2-89, 3-11
373413	4-5	39197	5-15	41430	2-61, 2-67, 2-81, 3-19
373427	4-5	39210	2-67, 3-27	41437	3-31
373429	4-5	39272	2-41	41451	2-89, 3-11
373434	4-5	39277	2-55, 2-67, 2-107, 2-119, 3-41, 3-43	41454	2-89, 3-11
373455	2-109, 4-5	39278	2-61	41579	2-5, 2-7, 3-13
373492	4-5	39281	2-81	41619	2-75, 2-81, 3-33
373493	4-5	39283	3-21	41792	5-8
374127	2-13	39284	3-65	41973	5-15, 5-30, 5-32
374174	2-71, 3-25	39312	2-47, 2-61	42120-1	2-51
374190	2-71, 3-25	39323	2-111	42133A	2-69, 3-7
374550	2-115	393303	2-111	42223	2-49
374618	3-61, 3-63	393305	2-111	42226	2-115, 2-117
374625	2-13	393312	2-111		
375010	4-34	393313	2-111		
375014	3-61, 3-63				



# CROSS REFERENCE

Part Number	Page Number	Part Number	Page Number	Part Number	Page Number
42227	2-39, 2-109	51534	2-57, 2-71, 3-25	57773	2-29
42268	2-113	51560-3	2-33	57803	2-13
43290	2-57, 2-61	51564	2-63	57897	4-3
43844	2-31, 3-9, 3-13	52296	2-61	57963	2-101
43958	2-49	52386	4-3	57964	2-101
44078	2-13	52405	4-11, 4-13	57979	2-109, 2-113
44681-1	3-15, 3-17	52508	2-63	58120	2-3, 2-33
44681-2	3-15, 3-17	52929	2-111	58121	3-54
44681	3-15, 3-17	53029	2-31	58286	2-29
44868	2-69, 2-93, 2-111, 2-117, 3-27	53076	2-109	58327	2-3, 2-35
44869	2-63, 2-95, 2-109, 2-113	53264	2-59	58494	2-25, 2-73, 3-29
44906	2-71, 3-25	53468	2-69	58538	2-33
44961	2-83	53601	2-49	58566	2-29
45416-1	2-75, 3-33	53845	3-52	58585	2-67
45482	2-113	53984	2-65	58842	2-49
45487-2	2-69	54087	2-49	59009	2-45
45487-6	3-27	54096	2-61, 2-71, 2-81, 3-25	59015	2-31
45622	4-11, 4-13	54121	2-59	59156	2-35
45623	4-11, 4-13	54274	2-39, 2-93, 2-95, 2-117, 2-119	59431	2-5, 2-7
45628	4-14, 4-15, 4-17	54275A	2-93, 2-95	59432	2-5, 2-7
45779	2-53, 3-15, 3-17	54390	2-43	59542	2-51
46236	3-15, 3-47	54607	2-45	59560	2-101
46559	2-65	54618AM	2-111	59578	2-101
46563	2-45, 2-87	54848	2-61	59658	2-111
46657	2-61	54911-16	2-29	59661	2-11
47501	2-65	54911-32	2-39	59672	2-47
47512	2-65, 2-117	55248	3-57	59870	2-115
47513	3-27	55586	2-61, 2-69, 2-81, 2-93	59881	2-39
47522	2-73, 2-113	55685	2-21, 2-49, 2-115	59887	2-31
47566	2-31	55696	2-101	59935	2-13
47585	2-21	55697	2-101	59965	3-47, 3-49
47655	2-109	55763	2-101	60559	2-35
47719	2-49	55779	2-63	61366	2-19
47753	2-109	55837	2-29	61529	2-35
47801	2-49	55847	5-9	61531	2-35
48267	2-31	55849	2-3, 5-7	61891	4-3
48589	2-49	55855	2-35	61931	2-35
48609	3-45	55856	2-35	62595-6	2-11
48732	2-51	55857	2-39	63244-3	3-7
48733	3-61, 3-63	55863	2-35	63248-1	2-7
48734	3-61, 3-63	55926	4-5	63248-2	2-7
49145	2-43	56166	2-81	63248-3	2-7
49225	2-49	56185	2-21	63248-4	2-7
49263	2-13	56186	2-13	63288	2-79
49266	2-69, 2-105, 3-3, 3-5, 3-13, 3-27, 3-57	56237	2-13	63292	2-105, 2-107
49398	3-27	56398	2-21	63430	3-45
49740	2-85	56690	2-21	63448	3-45
49745	2-87	56692	2-21	63451	3-45
50304	3-45	56820	2-49, 2-73, 2-111, 2-113, 2-117, 2-119	63810	2-29, 2-91, 3-3, 3-5, 3-7, 3-9
50616	3-57	56821	2-109	63923	4-33
50864	2-67, 2-75, 3-33	56835	2-117	64173AM	2-75, 2-77, 3-31, 3-35
51109	2-45	56992	2-13	64379	2-57
51176	2-29	57223	2-67	64425	2-75, 2-77, 3-31, 3-35
51225	2-71, 2-81, 3-25	57576	2-101	64533	2-23, 2-25, 2-85
51331	5-5	57578	2-87, 3-7, 3-9	64655	2-21
51332	5-13	57751	2-13	64886	2-49
51414	2-9	57754	2-29	64887	2-49
		57755	2-29	65145-1	2-109
				65221	2-3, 2-109

# CROSS REFERENCE

Part Number	Page Number	Part Number	Page Number	Part Number	Page Number
65222	3-47	70889	5-8	70972	5-25
65241	4-14	70892	5-8	70973	5-25
65441	2-47, 2-105, 2-107	70893	5-8	70974	5-25
65668	4-34	70895	5-5	70975	5-28
66187	5-8	70896	5-5	70976	5-28
66194	5-5	70897	5-5	70977	5-28
66204	5-17	70899	5-5	70978	5-28
66205	5-9	70900	5-7	70979	5-28
66207	5-17	70901	5-7	70980	5-29
67004	3-45	70902	5-7	70982	5-30
67290	3-23, 3-25	70903	5-7	70983	5-30
67767	2-69, 3-27	70912	5-7	70984	5-30
68106	2-59	70915	5-9	70985	5-31
68441	2-49, 2-119	70916	5-9	70986	5-31
68567	2-37	70917	5-9	70987	5-31
68568	2-37	70918	5-9	70988	5-31
68866	2-47, 2-105, 2-107	70919	5-9	70989	5-31
68872	2-41	70920	5-9	70991	5-31
68873	2-41	70921	5-10	70992	5-31
69173	2-115, 2-117	70922	5-10	70993	5-32
69234	3-9	70923	5-10	70994	5-32
69582	2-75, 2-77, 3-31, 3-35	70924	5-10	70998	5-3
69785	3-7	70925	5-10	71126	2-67
70006	2-113	70926	5-10	71199	2-83
70096	4-3, 4-5	70927	5-10	71385	2-29
70097	4-3	70928	5-10	71388	2-29
70098	4-3	70929	5-11, 5-12	71431	2-31
70099	4-3	70930	5-11	71455	5-32
70100	4-3, 4-5	70931	5-11	71477	3-52
70103	4-3	70932	5-11	71557	2-101
70160	2-35	70933	5-11	71607	2-75, 2-77, 3-31, 3-35
70165	2-29	70934	5-13	71608	2-75, 2-77, 3-31, 3-35
70173	2-31	70935	5-13	71721	2-109
70188	5-29	70936	5-14	71749	2-101
70189	5-7	70937	5-14	71754	2-101
70196	5-21	70938	5-17	71931	2-23
70197	5-21	70939	5-17	71985	5-3
70198	5-21	70940	5-17	71986	5-3
70199	5-21	70941	5-17	71987	5-3
70200	5-21	70942	5-17	71988	5-3
70201	5-21	70943	5-17	71989	5-3
70202	5-21	70944	5-17	71990	5-3
70203	5-21	70945	5-17	71991	5-3
70204	5-21	70946	5-17	71992	5-3
70205	5-21	70947	5-17	71993	5-3
70206	5-21	70948	5-17	71995	5-8, 5-28
70207	5-21	70949	5-17	71996	5-5
70208	5-21	70950	5-17	71997	5-5
70209	5-21	70951	5-17	71999	5-5
70210	5-21	70952	5-17	72010	5-5
70211	5-21	70953	5-17	72013	5-7
70212	5-21	70954	5-17	72014	5-7
70213	5-21	70955	5-17	72015	5-7
70218	2-21	70956	5-19	72017	5-7
70219	2-21	70957	5-19	72018	5-7, 5-30
70622	2-21	70964	5-23	72159	2-51, 2-55
70709	2-21	70965	5-23	72625	3-27
70717	2-21	70966	5-23	72728	2-105, 2-107
70887	5-3	70967	5-23	72777	2-75, 2-77, 3-33, 3-35
70888	5-3	70968	5-23	72837	2-77, 3-35

# CROSS REFERENCE

Part Number	Page Number	Part Number	Page Number	Part Number	Page Number
72897	2-51	73517	5-15	73603	5-28
72898	2-51	73518	5-15	73604	5-28
72899	2-51	73519	5-15	73605	5-29
72946	2-71	73520	5-17	73606	5-29
72968	2-9, 2-27, 2-53	73521	5-17	73607	5-29
72970	2-13, 2-21	73522	5-17	73610	5-29
72977	2-41	73523	5-17	73618	5-30
72993	5-7	73524	5-17	73619	5-30
72994	5-7, 5-13	73525	5-17	73620	5-30
72995	5-7, 5-32	73526	5-17	73621	5-30
72996	5-9, 5-13, 5-32	73527	5-17	73622	5-30
72997	5-9	73528	5-17	73623	5-30
72998	5-10	73529	5-17	73624	5-30
72999	5-10	73530	5-17	73625	5-30
73027	2-21	73532	5-17	73626	5-30
73061	2-21	73533	5-19	73627	5-31
73077	2-51	73534	5-19	73628	5-31
73093	2-21, 4-19	73535	5-19	73629	5-31
73113	2-113	73545	5-21	73630	5-31
73219	2-17	73547	5-21	73631	5-31
73260	3-13, 4-33	73551	5-21	73632	5-32
73411	2-105, 2-107	73554	5-23	73633	5-32
73433	3-3, 3-5	73555	5-23	73634	5-32
73468	3-27	73560	5-23	73635	5-32
73479	5-10	73561	5-25	73636	5-32
73480	5-11	73562	5-25	73862	2-31
73481	5-11, 5-13	73563	5-25	74094	4-14, 4-15, 4-17
73482	5-11	73565	5-25	74095	4-14, 4-15, 4-17
73483	5-11, 5-12	73567	5-27	74098	4-11, 4-14, 4-15, 4-17, 4-25, 4-27, 4-29
73484	5-11, 5-12	73568	5-27	74099	4-14, 4-15, 4-17, 4-25
73485	5-11	73569	5-27	74100	4-14, 4-15, 4-17
73486	5-13	73570	5-27	74122	4-11, 4-13
73487	5-13	73571	5-27	74123	4-11, 4-13
73488	5-13	73572	5-27	74125	4-11, 4-13
73491	5-14	73573	5-27	74137	4-11
73492	5-14	73574	5-27	74146	4-25, 4-27
73493	5-14	73575	5-27	74165	4-11, 4-13
73494	5-14	73576	5-27	74166	4-11, 4-13
73495	5-14	73577	5-27	74167	4-11, 4-13
73496	5-14	73578	5-27	74168	4-11, 4-13
73497	5-14	73579	5-27	74171	4-11
73498	5-14	73580	5-27	74174	4-15
73499	5-14	73581	5-27	74180	4-3, 4-5
73500	5-14	73582	5-27	74183	4-19
73501	5-14	73585	5-27	74185	4-19
73502	5-14	73586	5-27	74192	4-19
73503	5-14	73588	5-27	74193	4-19
73504	5-14	73589	5-27	74196	4-19
73505	5-14	73590	5-27	74222	4-19
73506	5-14	73592	5-28	74225	4-3, 4-5
73507	5-14	73593	5-28	74226	4-3, 4-5
73508	5-14	73594	5-28	74229	4-3
73509	5-15	73595	5-28	74230	4-3
73510	5-15	73596	5-28	74231	4-19
73511	5-15	73597	5-28	74232	4-19
73512	5-15	73598	5-28	74233	4-20, 4-21
73513	5-15	73599	5-28	74234	4-19
73514	5-15	73600	5-28	74236	4-19
73515	5-15	73601	5-28	74237	4-3, 4-5
73516	5-15	73602	5-28		

# CROSS REFERENCE

Part Number	Page Number	Part Number	Page Number	Part Number	Page Number
74241	4-19	79572	3-3, 3-5	86240	2-45, 2-75, 2-77, 2-81, 3-31, 3-33, 3-35
74242	4-19	79711	4-25, 4-27, 4-29, 4-31, 4-32	86241	3-33
74243	4-19	79716	4-31	86328	3-27
74244	4-19	79719	4-25, 4-27, 4-29, 4-31, 4-32	86330	3-57
74245	4-19	79728	4-25, 4-27, 4-29, 4-31, 4-32	86331	3-57
74248	4-3	79729	4-13	86381	2-13
74249	4-11	79731	4-25, 4-27, 4-29, 4-31	86415	2-29
74250	4-14, 4-15, 4-17	79739	4-25, 4-27, 4-29	86636	2-85
74405	2-29, 5-21	79740	4-25, 4-27, 4-29, 4-31, 4-32	86659	2-43
74452	2-37	79785	4-23	86759	2-75, 2-77, 3-31, 3-35
74455	2-57, 3-47, 3-49	79786	4-23	86767	3-45
74469	4-3	79787	4-23	86798	3-29
75119	3-3, 3-9	79788	4-23	86860	2-65, 2-75, 2-77, 3-31, 3-35
75305	2-47	79789	4-23	86877	3-21
75430	2-47	79792	4-23	87097	2-5, 2-7
75611	2-85, 2-89, 2-91	79794	4-23	87099	2-5, 2-7
75635AM	3-61, 3-63	79795	4-23	87104	2-57
75934	2-105, 2-107	79796	4-23	87172	2-87
75968	2-21	79798	4-23	87180	2-9
76099	2-9	79799	4-23	87181	2-9
762180	2-109	79812	4-23	87308	2-47, 2-55
763116	2-109	79820	4-23	87319	2-13
76315	2-109, 2-113, 2-117	79823	2-115, 4-23	87333	2-5, 2-7
76316	2-113, 2-117	79828	2-11, 4-13	87334	2-5, 2-7
76570	2-53, 2-61, 2-67, 2-119	80491	4-47	87346	2-9
76653	3-33	81952	2-83	87531	2-67
77002	2-31	82506	2-101	87536	2-13
77097	2-51, 2-57, 2-65, 2-67, 2-71, 2-73, 2-81, 2-95, 2-117, 2-119, 3-25, 3-27	82731	2-35	87546	2-59
77098	2-51	82739	3-47	87631	2-63
77221	2-134	82798	2-39	87652	2-101
77227	2-83	82805	2-101	87816	2-75, 2-77, 3-31, 3-33, 3-35
77228	2-83	82825	2-63, 2-117	87866	2-13
77272	2-83	82839	3-23	87948	2-9
77304	2-101	82921	2-59, 3-29, 3-33	87949	2-9
77308	2-101	83161	3-57	89710	2-47
77331	2-75, 3-31, 3-33	83733	2-81	9000799	2-77, 3-35
77333	2-75, 2-77, 3-31	83794	2-83	94877	2-73
77336	3-9	83874	2-83	97031	2-45
77345	2-49	83887	2-105	97163	2-47
77347	2-75, 2-77, 3-31, 3-35	84036	2-111		
77728	2-25	84095	2-91		
78043	2-31	84170	2-105, 2-107		
78398	3-3, 3-5	84581	2-65		
78730	2-3, 2-113	84593	2-83		
78785	2-105	84631	5-5		
78875	4-33	84635	5-25, 5-27		
78944	2-61	84636	5-28		
78979	2-83	84638	5-23		
78987	3-53	84644	5-25		
79217	2-83	84646	5-3		
79219	2-83	84647	5-3		
79273-2	3-5, 3-7, 3-9	84648	5-27		
79320	2-89, 3-11	84649	5-27		
79399	2-29	84650	5-27		
79447	2-51	84651	5-27		
79484	3-13	84660	3-66		
79497	3-3, 3-5	86029	2-65		
		86041	2-35		

## PART DESCRIPTION TO PAGE NUMBER CROSS REFERENCE LIST

**A**

Actuator, Valve, Bypass [113393-001] En, 4-5  
 Adaptor, Governor, 2-29  
 Adaptor, 2-5, 2-7, 2-29  
 Alarm, Sonalert, 2-13  
 Alternator, 2-35  
 Angle Wldt, Mounting, 2-47  
 Angle, Battery, 2-41  
 Angle, Cable Keeper, 2-67  
 Angle, Corner (Repl by None), 2-113  
 Angle, Cover, 2-47  
 Angle, Fan Mounting, 2-95  
 Angle, Hanger, Muffler, 2-37  
 Angle, Mtg, Tank, Rec, 2-87  
 Angle, Retainer, Spring, 3-9  
 Angle, Up-Stop, Rear, 3-Br-Hd, 3-25  
 Angle, Up-Stop, Rgt, 3-Br-Hd, 3-29  
 Angle, 3-9  
 Arm Assembly, Squeegee, Front, 2-75, 2-77, 3-31, 3-35  
 Arm Assy, Lift, W/Label, 2-51  
 Arm Assy, Sqge, Side, Front, W/GM Engine, 2-77  
 Arm Assy, Sqge, Side, Front, W/Gm Engine, 3-35  
 Arm Wldt, Left, Pivot, 2-77  
 Arm Wldt, Lh, 2-77  
 Arm Wldt, Rh, 3-33  
 Arm Wldt, 2-73  
 Arm, Brush, Adj, Lh, 2-67  
 Arm, Brush, Adj, Rh, 2-67  
 Arm, Lift, Brush, 2-63  
 Arm, Lift, Hppr, W/Label [8200], 2-51  
 Arm, Lift, 2-65  
 Arm, Pivot, 2-55  
 Arm, Safety, W/Label, 2-51  
 Arm, Squeegee, Rear, 2-77, 3-31, 3-35  
 Arm, Squeegee, Right Rear, 2-75  
 Arm, Stop, Kick-In, Scrub Hd, 2-71  
 Arm, Stop, Kick-in, 3-25  
 Arm, 2-35, 2-47, 2-63  
 Armrest, 3-52  
 Assembly Apparatus, Idle, 5-29  
 Assembly Bolt, Adjusting, 5-29  
 Assembly Camshaft, 5-15  
 Assembly Case, Main Bearing 1, 5-10  
 Assembly Case, Main Bearing 2, 5-10  
 Assembly Case, Main Bearing 3, 5-10  
 Assembly Case, Main Bearing, 5-10  
 Assembly Cock, Drain, 5-3  
 Assembly Connecting Rod, 5-17  
 Assembly Lever, Fork, 5-31  
 Assembly Pipe, Over Flow, 5-23  
 Assembly Piston Ring 05, 5-17  
 Assembly Piston Ring, 5-17  
 Assembly Plate, Control, 5-30  
 Assembly Pump, Injection (See Injection Pump Breakdown), 5-25  
 Assembly Pump, Injection, 5-27  
 Assembly Pump, Water, 5-9

Assembly Rocker Arm, 5-14  
 Assembly Rotor, Oil Pump, 5-7  
 Assembly Seal, Mechanical, 5-9  
 Assembly Shaft, Governor, 5-28  
 Assembly Shaft, R-arm, 5-14  
 Assembly Tappet, 5-27  
 Assy Armature, 5-21  
 Assy Bolt, 5-21  
 Assy Holder, Brush, 5-21  
 Assy Starter, 5-21  
 Assy Switch, Magneto, 5-21  
 Assy Yoke, 5-21  
 Assy, Cart, Oil, 5-7

**B**

Back, Pad Drive W/Face 16 Dia., 2-7  
 Back, Pad Drive W/Face 20 Dia., 2-5  
 Backplate Assy, 4-3, 4-7  
 Backplate Kit, 4-8, 4-9  
 Backup Alarm Kit, 3-57  
 Ball, 4-19  
 Ball Joint, 2-47  
 Ball, 4-11, 5-7, 5-17, 5-21  
 Balljoint, 2-47  
 Band, Pipe, 5-32  
 Bar, Brake To Pedal, 2-45  
 Bar, Cover, Prop, 2-87  
 Bar, Flat, 2-59  
 Bar, Retainer Seal, 2-9  
 Bar, Retaining, Skirt, 2-11  
 Bar, 2-31  
 Battery, 12V, Wet, 2-41  
 Bearing, 4-19  
 Bearing Cam, 4-3  
 Bearing, Ball, 1.38b 2.83d 0.67w, 2-63  
 Bearing, Ball, 2-35, 2-43, 5-9, 5-28, 5-31  
 Bearing, Brake Shaft, 2-45  
 Bearing, Cone, Pump, Hyd, 4-5  
 Bearing, Cup, Cone, 2-49  
 Bearing, Cup, 4-5  
 Bearing, Flange, 2-21, 2-45, 2-47, 2-61, 2-67, 2-71, 2-75, 2-77, 2-79, 2-81, 2-111, 3-25, 3-31, 3-35  
 Bearing, Journal .875 X .75L, 2-51  
 Bearing, Journal, 2-57  
 Bearing, Self Align, 2-51  
 Bearing, Thrust, Pump, Hyd, 4-5  
 Bearing, Thrust, 2-65, 2-75, 2-77, 2-83, 3-31, 3-35, 4-3, 4-17  
 Bearing, 2-63, 2-75, 2-77, 2-79, 2-81, 3-31, 3-35, 5-21  
 Bellcrank Weldt, Lower, 2-81  
 Bellcrank Wldt, Upper, 2-81  
 Bellcrank, Sqge, Rear, Lh, 2-77, 3-35  
 Bellows Kit, 4-33  
 Belt, Pump, 2-111  
 Belt, Seat, 3-51  
 Belt, V, [3v] 41.0l, 2-3  
 Belt, V, 11m 28.8l, 2-3  
 Belt, V, 2-35

Blade Assy, Side Squeegee, Rh Urethane (1200), 3-31  
 Blade Assy, Side Squeegee, Rh, 3-31  
 Blade Assy, Side Squeegee, Urethane (Max Pro 1000), 2-75, 2-77  
 Blade Assy, Side Squeegee, 2-75, 2-77  
 Blade, Inner, Rh, 3-31  
 Blade, Squeegee, Front (Repl by 365381), 2-83  
 Blade, Squeegee, Front Tile (Repl by 365382), 2-83  
 Blade, Squeegee, Front Tile, Linatex (1 slot), 2-83  
 Blade, Squeegee, Front, Linatex (5 slot), 2-83  
 Blade, Squeegee, Rear (Repl by 365381), 2-83  
 Blade, Squeegee, Rear, Linatex, 2-83  
 Block, 2-67  
 Body Assembly, 4-7, 4-8, 4-9  
 Bolt, Bearing Case 2, 5-10  
 Bolt, .62-18X2.0L, Mtg, Spring, 2-107  
 Bolt, Adjusting, 5-29  
 Bolt, Bearing Case 1, 5-10  
 Bolt, Connecting Rod, 5-17  
 Bolt, Cylinder Head, 5-5  
 Bolt, Eye, .31-18X2.4X .19, 2-61  
 Bolt, Eye, .31-18X3.4X .19 Eye, 2-67  
 Bolt, Flywheel, 5-19  
 Bolt, Hold Down, 2-41  
 Bolt, Motor, Hyd, 4-13  
 Bolt, Shld .31D X 1.00, .25-20, 2-105  
 Bolt, Shld .50D X 0.50, .38-16, 2-75  
 Bolt, Shld .50D X 0.75, .38-16, 2-75, 3-33  
 Bolt, Shld, .31d X 1.00, .25-20, 2-107  
 Bolt, 4-11, 5-5, 5-7, 5-8, 5-9, 5-10, 5-13, 5-15, 5-17, 5-19, 5-21, 5-25, 5-28, 5-30, 5-31, 5-32  
 Boot, Switch, Ignition, 2-13  
 Boot, Switch, 2-13  
 Boot, 2-13, 2-41  
 Box, Instrument, 2-17  
 Bracket Wldt, Engine, Diesel (repl by 393318), 2-29  
 Bracket Wldt, Engine, Diesel, 2-29  
 Bracket Wldt, Hinge, Lh, 2-25  
 Bracket Wldt, Hinge, Rh, 2-25  
 Bracket Wldt, Mtg, Cam Switch, 2-47  
 Bracket Wldt, Pin, 2-67  
 Bracket Wldt, Solenoid Valves, 2-91  
 Bracket Wldt, Sqge Lift, 2-81  
 Bracket, Door, Side, 2-23  
 Bracket, Backup Alarm Wldm'T, 3-57  
 Bracket, Brush Adjustment, 2-61  
 Bracket, Bumper, Mtg, Lh, 2-55  
 Bracket, Bumper, Mtg, Rh, 2-55  
 Bracket, Cable Keeper, 2-67  
 Bracket, Cylinder, Brush Lift, 2-61  
 Bracket, Detergent Pump, 3-13  
 Bracket, Detergent Tank, 3-13  
 Bracket, Door, Cyl, Lower, 2-57

## CROSS REFERENCE

- Bracket, Door, Mtg, Lh, 2-57  
Bracket, Door, Mtg, Rh, 2-57  
Bracket, Foot Rest, 3-23  
Bracket, Gusset, Rear, 2-81  
Bracket, Hopper Bottom, 2-53  
Bracket, Hopper, Lip, 2-53  
Bracket, Hopper, Support, 2-53  
Bracket, Hopper, Upper, 2-53  
Bracket, Keeper, 2-25  
Bracket, L, Brush Lift, 2-61  
Bracket, L, 2-17  
Bracket, Level, Water, 2-85  
Bracket, Mounting, Bearing, 2-63  
Bracket, Mounting, Motor, 2-65  
Bracket, Mtg, Aircleaner, 2-33  
Bracket, Mtg, Cable, 2-105, 2-107  
Bracket, Mtg, Centering Spring, [8210],  
2-107  
Bracket, Mtg, Hyd Cooler, 2-39  
Bracket, Mtg, Pump, Es, 3-5  
Bracket, Mtg, Pump, ESt, 3-3  
Bracket, Mtg, Side Brush, 3-39  
Bracket, Mtg, Side Door, 2-23  
Bracket, Mtg, Spring, 2-67  
Bracket, Mtg, 2-27, 2-29, 2-93, 2-95  
Bracket, Pivot, Lower, 2-111  
Bracket, Pivot, Upper, 2-111  
Bracket, Protector, Float Switch, 2-87  
Bracket, Qdc, 3-5  
Bracket, Quick Disconnect, 3-3  
Bracket, Radiator, Diesel, 2-39  
Bracket, Radiator, 2-39  
Bracket, Rear Bumper, Lh, 3-61, 3-63  
Bracket, Rear Bumper, Rh, 3-61, 3-63  
Bracket, Retainer, Safety, 2-107  
Bracket, Retainer, 2-105  
Bracket, Rocker Arm, 5-14  
Bracket, Shaft Retaining, 2-91  
Bracket, Shock Absorber, 2-105  
Bracket, Side Door, Seal, 2-39  
Bracket, Skirt, Rear, Scrubhd, 2-69  
Bracket, Sppt, Auto Fill, 3-5  
Bracket, Stiffener, Recovery Tank, 2-87  
Bracket, Strap, Front, 2-31  
Bracket, Support, Auto-Fill, 3-3  
Bracket, Support, Cover, 2-25  
Bracket, Tank Hold Down, 3-13  
Bracket, Tank, Deflector, 2-87  
Bracket, Valve Retaining, 2-91  
Bracket, Valve, 8210, 2-119  
Bracket, 2-5, 2-7, 2-21, 2-23, 2-35, 2-65,  
2-105, 3-41, 3-43, 3-47, 3-49  
Brake Assy, 2-43  
Breather, Hyd, 2-113  
Brkt Wldt, Cable, Side Brush, 2-67  
Brkt, Stop, Kick-In, Scrub Hd, 2-71  
Brush, Disk, Scrub, 16D, Nyl, 2-7  
Brush, Disk, Scrub, 16D, Poly, 2-7  
Brush, Disk, Scrub, 16D, S Ab, 2-7  
Brush, Disk, Scrub, 20D, Nyl, 2-5  
Brush, Disk, Scrub, 20D, Poly, 2-5  
Brush, Disk, Scrub, 20D, S Ab, 2-5  
Brush, Disk, Sweep, 23D, Fltw, 2-5, 2-7  
Brush, Disk, Sweep, 23D, Poly, 2-5, 2-7  
Brush, Disk, Sweep, 24D, Nyl, 2-5, 2-7  
Brush, Sweep, 36L Window Poly, 2-5, 2-7  
Brush, Sweep, 36L, Estr, 2-5, 2-7  
Brush, Sweep, 36L, P W, 2-5, 2-7  
Brush, Sweep, 36L, Poly, 2-5, 2-7  
Brush, Sweep, 36Lg Wedge Pol, 2-5, 2-7  
Bumper Kit, Heavy Duty, 3-21  
Bumper Wldt, Front, 2-55  
Bumper Wldt, Heavy Duty, 3-21  
Bumper, Front, 3-39  
Bumper, Neoprene, 2-73  
Bumper, Rear, Sol Crtl, 3-61, 3-63  
Bumper, Rubber, 2-23, 2-25, 2-59, 3-29,  
3-33  
Bumper, Side, Mp1200, Hyd, 3-29  
Bumper, Sqge, 2-3  
Bumper, Squeegee, 2-83  
Bumper, 3-45  
Bush, Governor Gear, 5-3  
Bush, Idle Gear, 5-15  
Bush, Piston Pin, 5-17  
Bushing, Door Pivot, 2-57  
Bushing, Flanged, 2-75, 2-77, 3-33, 3-35  
Bushing, Flng, 0.63b 0.72d 0.25l, 2-47  
Bushing, Flng, 1.00b 1.13d 1.00l, 2-111  
Bushing, Sleeve, 0.37b 0.50d 0.50l Oib,  
2-87  
Bushing, Sleeve, 0.50b 0.59d 0.38l, Stl,  
2-75, 2-77, 3-31, 3-35  
Bushing, Sleeve, 0.63B 0.72D 0.38L, 2-75,  
2-77  
Bushing, Sleeve, 0.63b 0.72d 0.38l, 3-31,  
3-35  
Bushing, sleeve, 0.63B 0.72D 0.38L, 3-35  
Bushing, Sleeve, 2-45  
Bushing,, 2-43  
Bushing, 4-23  
Button, Plug, 2-13
- C**
- Cable, .13d, 10.0l, .51eye / .51eye, 2-87  
Cable, Pull, 055.0l, .3clevis / None, 2-81  
Cable, Push-Pull, 2-77, 2-105, 3-35  
Cable, Push/Pull, 47.0l, 3.0 .25-28,  
2-107  
Cable, Ribbon, Ele, 34 Pin, 2-17  
Cable, Scrub Head 15.5L, 2-73, 3-29  
Cable, 2-65, 2-67, 2-81  
Cam, Fuel, 5-28  
Cam, Hex, 2-79  
Cam, Nickel Plated, 2-43  
Cam, 2-47, 2-83  
Camplate, 4-3  
Camshaft, Fuel, 5-28  
Cap Assembly, 4-23  
Cap Assy, 3-61, 3-63  
Cap Screw, 4-17  
Cap, Breather, Hyd, 8.5 Ds, 2-3  
Cap, Drain Hose, 2-89, 3-11  
Cap, Drain, 2-89, 3-11, 3-13, 3-61, 3-63  
Cap, Dust, 3-61, 3-63  
Cap, End, 4-19  
Cap, Filler, Oil [Ku], 5-12  
Cap, Fuel, 2-31  
Cap, Hub, 2-43  
Cap, Plastic, 2-85  
Cap, Radiator, 2-39  
Cap, Screw, 4-14, 4-15  
Cap, Sealing, 5-3, 5-5  
Cap, Steering Wheel, 2-21  
Cap, Tank, 2-85, 2-89  
Cap, Valve, 5-14  
Cap, 2-63, 2-91, 5-29  
Cart, Check Valve, 4-25, 4-27  
Cart, Logic control, 4-8, 4-9  
Cart, Pilot Chk, 4-25, 4-27, 4-29  
Cart, Psi Cn, 4-25, 4-27, 4-29  
Cartridge, Psi Control, 4-29  
Centering Device, F/Pad Driver, 2-5, 2-7  
Chain, Link, 2-9  
Chain, Sash, 3-61, 3-63  
Channel Weldt, Pivot, 2-79  
Channel Wldt, Revolve Light, 3-15  
Channel, Base, 2-113  
Channel, Fuel Pump, Diesel, 2-31  
Channel, Heat Shield, 2-37  
Channel, Inner, Guard, 3-Br-Hd, 3-25  
Channel, Latch, Cover, Sol., 2-85  
Channel, Mtg, Steering Latch, 2-21  
Channel, Outer, Guard, 3-Br-Hd, 3-25  
Channel, Recirculation Flap, 2-9  
Check Valve, 4-34  
Cir-clip, External, 5-14, 5-31  
Cir-clip, Governor Shaft, 5-28  
Cir-clip, Idle Gear, 5-15  
Cir-clip, Piston Pin, 5-17  
Circuit Breaker 5A, 2-13  
Circuitbreaker, 2-13  
Clamp, Cable, Stl, 1.00D X0.62W, 1H, 3-9  
Clamp, Cable, Stl, 3.00D X 1.00W, 1H,  
2-95  
Clamp, Cable, 2-69, 3-7, 3-15, 3-27, 3-47  
Clamp, Hose Retainer, 2-63  
Clamp, Hose, Wormdrive, 0.25-0.62D, 3-9  
Clamp, Hose, Wormdrive, 0.56-1.06d, 3-5,  
3-9  
Clamp, Hose, Wormdrive, 0.81-1.50d, 3-9  
Clamp, Hose, Wormdrive, 1.62-3.50d, 3-5  
Clamp, Hose, Wormdrive, 1.81-2.75d,  
2-83  
Clamp, Hose, 2-69, 2-89, 3-11, 5-12  
Clamp, Mtg, 2-33  
Clamp, Pipe 1, 5-23  
Clamp, Pipe 2, 5-23  
Clamp, Retaining, Molding, Fan, 2-93  
Clamp, Tee Ftg, 2-69  
Clamp, Tube, 2-37  
Clamp, Worm Drive, 3-37  
Clamp, Wormdrive, 2-29, 2-31, 2-33, 2-37,  
2-39, 2-91, 3-3, 3-7, 3-13  
Clamp, 2-33, 3-27, 5-32  
Cleaner, Air, 2-33  
Clevis, Adjust, .25-28Lh, 2-45  
Clevis, 2-45, 2-65

Clip, Pipe, 5-23  
 Clip, Spring, Prop Arm, 2-51  
 Clip, 2-29, 3-45  
 Clutch, Over Running, 5-21  
 Collar 1, 5-31  
 Collar, Crankshaft, 5-17  
 Collar, Idle Gear 1, 5-15  
 Collar, Idle Gear 2, 5-15  
 Collet, Valve Spring, 5-14  
 Column, Steering, 2-21  
 Comp Idle Gear 1, 5-15  
 Comp. Case, Gear, 5-7  
 Comp. Crankshaft, 5-17  
 Comp. Flange, Water, 5-32  
 Comp. Flywheel, 5-19  
 Comp. Lever, Fork 1, 5-31  
 Comp. Lever, Governor, 5-30  
 Comp. Oil Pan (Rear Sump), 5-8  
 Comp. Weight, Governor, 5-28  
 Controlbox, Governor (Repl. by 374127),  
 2-13  
 Controller Replc. Kit, 8210, 2-17  
 Cooler, Oil, Hyd, 2-39  
 Cord, Glow Plug, 5-23  
 Cord, Rubber, 2-57  
 Coupling, Flywheel, 2-29  
 Coupling, 2-109, 3-61, 3-63  
 Cover Assy, Head, Cyl, 5-12  
 Cover Assy, Top, Engine, 2-25  
 Cover Assy, 3-11  
 Cover, Bearing Case, 5-10  
 Cover, Breather, 5-12  
 Cover, Cam Linkage, [8210], 2-47  
 Cover, Cylinder Head, 5-11  
 Cover, End, 4-5  
 Cover, Fork Lever Shaft, 5-31  
 Cover, Hopper, 2-55  
 Cover, Insert, 2-89, 3-11  
 Cover, O-Ring, 4-3  
 Cover, Oil Pump, 5-7  
 Cover, Recovery Tank, W/Seal, 2-87  
 Cover, Solution Tank, W/Seal, 2-85  
 Cover, Tank, 2-85  
 Cover, Thermostat, 5-32  
 Cover, Trunion, 4-3  
 Cover, 4-3, 5-7, 5-21, 5-29  
 Crank Replmt.Kit,Pump, 4-33  
 Crankcase, Complt, 5-3  
 Crankcase, 5-3  
 Cup, 2-33  
 Cylinder, Hyd 2.0B 04.0S 2500, 2-57  
 Cylinder, Hyd, 2-49, 2-51, 2-61, 2-67, 2-71,  
 2-73, 2-81, 3-25

**D**

Dampener, Engine, 2-29  
 Deflector, Hopper, Lh, 2-53  
 Deflector, Hopper, Rh, 2-53  
 Diaphragm Kit, 4-34  
 Door Wldt, Brush, Rh H Door, 2-11  
 Door Wldt, Dump, 2-57  
 Door Wldt, Side, Rh, 2-27

Door, Engine, Side, Lh, 2-23  
 Dowel,Cyl.Block To Flywhl.Hsg., 2-29  
 Drain Kit, Solution, Pos Contl, 3-61  
 Draincock, 2-39  
 Drive , 4-19  
 Drive Gear Assembly, 4-8, 4-9  
 Drive Gear Assy, 4-7  
 Drive, Motor, Hyd, 4-13  
 Drive, 4-11, 4-14, 4-15, 4-17  
 Driver, Pad 16D Assy, 2-7  
 Driver,Pad 20D Assy, 2-5  
 Duct, Snorkel, Recovery Tank, 2-87  
 Duct, Vinyl, 3-17, 3-57  
 Dust Control Kit, For Maxpath, 3-41  
 Dust Control Kit, Side Brush, 3-43

**E**

Elbow , 4-34  
 Element Kit, Air, Safety, 3-54  
 Element, Breather, 5-11  
 Element, Filter, Air, 2-33  
 Element, Filter, 2-109  
 Element, Fltr, Air [Dn], 2-3  
 Element, Fltr, Oil, Spin-On [Ku], 2-3  
 Element, Fltr,Oil,Spin-On[Dn], 2-3  
 Element, Safety, 3-54  
 End Cap, 4-17  
 End, Cap, 4-14, 4-15  
 Engine Assy, Diesel, 2-29  
 Extinguisher, Fire, 3-53

**F**

Fan Wldt, Inlet Plate, 2-95  
 Fan Wldt, Vac (See Breakdowns), 2-93  
 Fan Wldt, Vac Sweeper, 2-95  
 Fan, Suction, 14.17 Dia, 2-35  
 Filter Assy, Fuel, Dsl, 2-31  
 Filter Pkg, Dust, Panl, 97plts, 2-3  
 Filter Pkg, Panel, 97 Pleats, 2-59  
 Filter Pkg, Panel, Synthetic, 2-59  
 Filter, Oil, Hyd, 2-109  
 Filter, Oil-oil Pick Up Tube, 5-8  
 Fitting, E90 JM04/JF04, 2-67  
 Fitting, Brass, Elbow, 2-29, 2-31  
 Fitting, Brass, Str, 2-31, 3-47  
 Fitting, Breather, 3-47  
 Fitting, Brs, Qdc, Bm12/Qf08, 3-5  
 Fitting, Brs, Str, Pm02/Bm03, 3-9  
 Fitting, Brs, Str, Pm02/Bm03, 3-9  
 Fitting, Elbow, 45 , 2-119  
 Fitting, Elbow, 3-7  
 Fitting, Grease, 2-49, 2-51, 2-73, 3-29  
 Fitting, Hyd E45, Jf04/Jm06, 2-49  
 Fitting, Hyd Str, Jm04/Om06, 2-49  
 Fitting, Hyd, E90, 2-63  
 Fitting, Hyd, Elbow, 45 , 2-119  
 Fitting, Hyd, Elbow, 2-49, 2-51, 2-57, 2-65,  
 2-67, 2-69, 2-71, 2-73, 2-81, 2-93,  
 2-95, 2-109, 2-111, 2-113, 2-115,  
 2-117, 2-119, 3-25, 3-27

Fitting, Hyd, Plug, 2-29, 2-113  
 Fitting, Hyd, Restrictor, 2-73, 2-81  
 Fitting, Hyd, Str, Jf08/Jm06, 2-109  
 Fitting, Hyd, Str, 2-21, 2-31, 2-39, 2-49,  
 2-61, 2-63, 2-69, 2-81, 2-93, 2-95,  
 2-109, 2-111, 2-113, 2-115, 2-117,  
 3-27  
 Fitting, Hyd, Tee, Jf08/Jm08/Jmo8, Br,  
 2-109  
 Fitting, Hyd, Tee, 2-69, 2-109, 2-113,  
 2-117, 3-27  
 Fitting, Hyd, 2-51  
 Fitting, Pipe, E90, Pm02/Pf02, 3-47  
 Fitting, Pipe, Str, Pm08/Pm08 Close,Blk,  
 3-5  
 Fitting, Pipe, 3-3  
 Fitting, Plastic, 3-7  
 Fitting, Plstc, Bkhd, Pf12/Pf12, 2-89, 3-9  
 Fitting, Plstc, Cplg, 3-7  
 Fitting, Plstc, E45, Pf12/Pf12, 3-9  
 Fitting, Plstc, E90, Bm06/Pm02, Nyl, 3-9  
 Fitting, Plstc, E90, Bm12/Bm12, 3-5  
 Fitting, Plstc, E90, Bm12/Pm12, 3-9  
 Fitting, Plstc, E90, Pf08/Pf08, 3-5  
 Fitting, Plstc, Elbow, 2-69, 2-91, 3-3, 3-7,  
 3-13, 3-27  
 Fitting, Plstc, Plug, Pm16, 2-87  
 Fitting, Plstc, Str, Bm06/Pm02, Nyl, 3-9  
 Fitting, Plstc, Str, Bm12/Pm08, 3-5  
 Fitting, Plstc, Str, Bm12/Pm12, 3-5, 3-9  
 Fitting, Plstc, Str, Bm16/Pm16, 3-9  
 Fitting, Plstc, Str, 3-3, 3-7, 3-45  
 Fitting, Plstc, Tee, Bm12/Bm12/Bm12, 3-9  
 Fitting, Plstc, Tee, Pf08/Pf08/Pf08, 3-5  
 Fitting, Plstc, Tee, 2-69, 2-91, 3-3, 3-7  
 Fitting, Plstc, 2-85  
 Fitting, Plug, O-Ring [En], 4-5  
 Fitting, Plug, 2-85, 2-89, 2-91  
 Fitting, Qdc, Female, 3-3  
 Fitting, Qdc, 3-3  
 Fitting, Qm, Male, 3-5  
 Fitting, Straight, 2-87, 3-7  
 Fitting, 3-13  
 Flange Mounting, 4-14, 4-15  
 Flange, Bearing, 2-63  
 Flange, Sleeve, 5-27  
 Flange, Water Pump, 5-9  
 Flap, Recirculation, 2-3, 2-9  
 Flasher, 3-57  
 Flg, Mtg 4-Bolt, 4-17  
 Floormat, W/Footrest, 3-23  
 Floormat, 2-15  
 Foot Rest, Kit, 8200 Line, 3-23  
 Frame Assy, Squeegee 8210, 3-31  
 Frame Wldt, Lh, Mp, 3-35  
 Frame Wldt, Main, 2-9  
 Frame Wldt, Scrub Hd, 2-Brush, 2-69  
 Frame Wldt, Scrubhd, 3-Br-Hd, 3-27  
 Frame Wldt, Sqge, 2-83  
 Frame, Drive End, 5-21  
 Frame, End, 5-21  
 Frontplate Assembly, 4-8, 4-9  
 Frontplate Assy, 4-7

## CROSS REFERENCE

Ftg, Plastic Str 10Bm X 12Pm, 2-69, 3-27  
Ftg, Plastic Str 16Bm/16Pm, 2-91  
Ftg, Plastic Tee 16Bm,12Pf,16B, 3-13  
Ftg, Plastic, Str, 1/2In, 3-27  
Ftg, Str .62, 2-69  
Ftg, Str, .62, 3-27  
Ftg-Hyd E90 Spcl Bsa Jm16/Jf16, 2-111,  
2-113  
Ftg-Hyd E90 Spcl Jm10/Jf10, 2-109  
Ftg-Hyd Str Mom 10-1F05, 2-31  
Fuel Pump Cover Plate, 5-25  
Fuelline, 2-31  
Fuse, 2-13  
Fuseholder, 2-13

### G

Gas Cap, Protectoseal, 3-64  
Gasket Ku, 5-13  
Gasket Set, Lower, 5-8  
Gasket Set, Upper, 5-5  
Gasket, Bearing Case Cover, 5-10  
Gasket, Bearing Case, 5-10  
Gasket, Cap, Dust, 3-61, 3-63  
Gasket, Cover, Head, Cyl [Ku], 5-12  
Gasket, Cover, Recovery Tank, 2-87  
Gasket, Cylinder Head, 5-5  
Gasket, Delivery Valve, 5-27  
Gasket, Ex-manifold, 5-13  
Gasket, F/Bolt [Ku] 15951-96661, 5-12  
Gasket, Fuel Pump, 5-25  
Gasket, Gear Case, 5-7  
Gasket, Head Cover, 5-11  
Gasket, Hyd Cap, 2-113  
Gasket, In-manifold, 5-13  
Gasket, Lid, 3-11  
Gasket, Manifold, Intake [Ku], 5-13  
Gasket, Mtg, Fan, 2-87  
Gasket, Oil Pan, 5-8  
Gasket, Snorkel Duct, 2-87  
Gasket, Sol Crtl, 3-61, 3-63  
Gasket, Tank, Solution, 2-85  
Gasket, Throttle, 2-29  
Gasket, Water Flange, 5-32  
Gasket, Water Pump, 5-9  
Gasket, 2-83, 2-85, 2-89, 3-11, 3-13, 5-3,  
5-11, 5-23, 5-27, 5-29, 5-30, 5-31,  
5-32  
Gauge, Oil, 5-8  
Gear Motor Assy, 4-33  
Gear, Camshaft, 5-15  
Gear, Crankshaft, 5-17  
Gear, Governor, 5-28  
Gear, Injection Pump, 5-28  
Gear, Oil Pump Drive, 5-17  
Gear, Ring, 5-19  
Gear, 5-21  
Geroler, Motor, Hyd, 4-13  
Geroler, 4-11  
Gerotor S/A, 4-19  
Gerotor Set, 4-14, 4-15, 4-17  
Governor, Diesel, 2-29  
Grip, Vinyl, 2-115

Grommet, Level Sensing, 1.6d 9.6l F/1.4h,  
2-87  
Grommet, Level, 2-87, 3-7  
Grommet, Rubber, 2-27, 2-39, 2-53, 2-55,  
3-15, 3-17, 3-47, 3-57  
Grommet, Water Valves, 2-91  
Grommet, 3-13  
Guard Assembly, Lh, 3-65  
Guard Assembly, Rh, 3-65  
Guard Kit, Overhead, 3-19  
Guard Wldt, Ohg, Top, 3-19  
Guard, Engine Fan, Die, 2-39  
Guard, Kick-In, Scrubhead, 2-71  
Guard, Squeegee, RH, 3-25  
Guard, 2-65  
Guide Assy, Oil Gauge, 5-8  
Guide, Exhaust Valve, 5-5  
Guide, Filter Cover, 2-55  
Guide, Inlet Valve, 5-5  
Guide, Use and Care, 8210, 2-134  
Guide, 2-75, 2-77, 3-31, 3-35

### H

Handle, Control, Valve, 2-115  
Handle, 2-21  
Harness, Alarm, Backup, 8200, 3-57  
Harness, Hopper, 8200/8210, 2-133  
Harness, Light, Revolve, Tank, 3-15  
Harness, Main, Gas/Lpg/Die 8200, 2-133  
Harness, Revolving Light, 8200, 3-17  
Harness, Sensor, Jumper, 2-87, 3-9  
Head, Cyl [Ku], 5-5  
Head, Cyl, W/O Valve [Ku], 5-5  
Headlight, 2-53, 3-57  
Heat Shield, 2-37  
Holder Assembly, Nozzle, 5-23  
Holder, Delivery Valve, 5-27  
Holder, Governor Gear, 5-28  
Holder,, 5-28  
Hook, Engine 1, 5-5  
Hook, Engine 2, 5-5  
Hopper Door Light, Kit, 3-49  
Hopper, 2-53  
Horn Assy, Back-Up Alarm, 12V, 3-57  
Horn, 2-13  
Hose Assembly, Drain, 2-89  
Hose Assy, Drain, 3-11  
Hose Assy, W/1cuff, 1.5d 120l 1.5/, 3-61,  
3-63  
Hose Assy, W/2cuff, 2.0d 75l 2.0/2.0, 2-83  
Hose Vin Brd, 0.75id, 32.0lg, 3-9  
Hose, Afmkt, Pvc, Clr 0.38ld 8Ft, 3-9  
Hose, Air Intake, Diesel, 2-33  
Hose, Air Intake, Flex, 2-33  
Hose, Clear, 3-27  
Hose, Drain, 2-89, 3-11  
Hose, Fuel, 2-31  
Hose, Hyd, 2-101, 2-102, 3-27  
Hose, Pvc, Brd, 0.75id 1.03od 00.80l, 3-9  
Hose, Pvc, Brd, 0.75id 1.03od 01.50l, 3-5  
Hose, Pvc, Brd, 0.75id 1.03od 02.60l, 3-9  
Hose, Pvc, Brd, 0.75id 1.03od 05.00l, 3-5

Hose, Pvc, Brd, 0.75id 1.03od 30.00l, 3-9  
Hose, Pvc, Wir, 0.75id 0.94od 36.00l, 3-9  
Hose, Radiator, 2-39  
Hose, Special 3.4X30.5 Lg W/1., 2-91  
Hose, Special 3/4 X26.5Lg W/1., 3-13  
Hose, Vaccum, Hp, Bottom, 3-37  
Hose, Vacuum .16ld X 54.0 Lg, 3-47  
Hose, Vacuum, 0.16id X 05.0l, 3-9  
Hose, Vacuum, 0.16id X 08.0l, 3-9  
Hose, Vacuum, Hp, Top, 3-37  
Hose, Vacuum, With Cuff, 3-45  
Hose, Vacuum, 2-87, 3-7, 3-37  
Hose, Vin Brd .75ld1.0ld12.00l, 3-3  
Hose, Vin Brd .75ld1.00d1.50l, 3-3  
Hose, Vin Brd .75ld1.00d24.00l, 3-7  
Hose, Vin Brd .75ld1.00d30.00l, 3-3  
Hose, Vin Brd .75ld1.00d35.00l, 3-3  
Hose, Vin Brd .75ldx1.00dx3.25, 3-3  
Hose, Vin Brd 1.0ld1.40d15.80l, 2-91  
Hose, Vin Brd, 1.0id, 12.0lg, 3-9  
Hose, Vin Brd,0.75id, 53.0lg, 3-9  
Hose, Vinyl .75ld 1.03Od .75Lg, 2-91  
Hose, Vinyl Clear, 2-91  
Hose, Vinyl, Clear, 3-7, 3-27  
Hose, Vinyl, Clr Nylon Reinf, 3-13  
Hose, Vinyl, 2-69, 3-7, 3-13  
Hose,Radiator, Lower, Rework, 2-39  
Hose,Vin Brd .75ld1.00d 3.75L, 2-91  
Hose-Hyd Ar 04 Jf/Jf, 3-27  
Hose-Hyd Ar 04, 2-101  
Hose-Hyd Ar 06, 2-101  
Hose-Hyd Ar 08, 2-101  
Hose-Hyd Ar 10, 2-101  
Hose-Hyd Low04, 2-101  
Hose-Hyd Low06, 2-101  
Hose-Hyd Low08, 2-101  
Hose-Hyd Med 08, 2-101  
Hose-Hyd Med04, 2-101, 2-102  
Hose-Hyd Med06, 2-101  
Hose-Hyd Med08, 2-101  
Hose-Hyd Suc16, 2-101  
Hose-Hyd, Drain, 2-29  
Hose, 3-3  
Housing Assy,, 4-11  
Housing, Brg, Motor, Hyd, 4-13  
Housing, Brg, 4-11  
Housing, Flywheel, 2-29  
Housing, Support, Drive, 2-49  
Housing, Valve, 4-13  
Housing, 4-5, 4-14, 4-15, 4-17  
Hub & Stud, 2-49  
Hub, Brush, 2-65, 3-27  
Hub, Drive, Brush, Disk, 1.00B 6T, 2-69  
Hub, Mtg, Arm, Cntrl, Pintle, 2-107  
Hub, 2-105

### I

Idler Gear Assembly, 4-8, 4-9  
Idler Gear Assy, 4-7  
Impeller, 9.06D X .500B, Bal., 2-93, 2-95  
Impeller, Water Pump, 5-9  
Indicator, Air Filter, 3-47



Insert, Plate, Cam, Pump, Hyd, 4-5  
 Insert, Wheel, Steering, 2-21  
 Instr. Repair Info, Motor, 4-11  
 Instr. Valve Repair Info, 4-23  
 Instr. Repair, Motor, Hyd, Gear, 4-13  
 Instr. Repair, Pump, 4-5  
 Instruction, Repair, Motor, 4-14, 4-15, 4-17  
 Insulation, Acstc, 0.5, 12.3 X 8.2 Cham, 2-13  
 Insulation, Acstc, 0.5, 18.8 X 17.9 C-O, 2-15  
 Insulation, Acstc, Door, Front, 2-13  
 Insulation, S/Foam 1.5X4.0X4.0, 2-31  
 Insulation, S/Foam, Cover, 2-25  
 Insulation, S/Foam, Door, 2-13, 2-23  
 Insulation, S/Foam, Floor, 2-15  
 Insulation, S/Foam, Front, 2-15  
 Insulation, S/Foam, Panel, 8210, 2-15  
 Insulation, S/Foam, Panel, 2-15  
 Insulation, S/Foam, Side, 2-15  
 Insulation, Soundfoam, 3-19  
 Insulation, Thermal, 2-113  
 Insulation, 2-37  
 Isolator, Vibration, 2-39, 2-93, 2-95, 2-117, 2-119

**J**

Joint, Breather Pipe, 5-11  
 Joint, Pipe, 5-7

**K**

Key Square 0.12 0.12 01.00 Lg, 4-20, 4-21  
 Key, Feather, 5-15  
 Key, Motor, Hyd, 4-13  
 Key, Shaft, Pump, Hyd, 4-5  
 Key, Switch, Set Of Two, 2-13  
 Key, Woodruff, 5-28  
 Key-Wdruff 0.25 1.00 , 4-14  
 Key-Wdruff 0.25 1.00, 4-15  
 Key, 4-3, 4-8, 4-9, 4-11, 5-17  
 Kit, Ball & Seal, 3-63  
 Kit, Brush, 2-35  
 Kit, Cap, Drain, 2-89, 3-11, 3-13  
 Kit, Caster, Squeegee, 2-83  
 Kit, Drain, Solution, Pos Cntrl, 3-63  
 Kit, Extinguisher, Fire, 3-53  
 Kit, Fitting, Garden Hose, 3-3, 3-5  
 Kit, Hose Repair, 2-101  
 Kit, Maint, 800hr [8200/8210 G/Lp/D], 2-3  
 Kit, Press Switch, ES Level [8200/10], 3-7  
 Kit, Press Switch, Non Es, [8200/10], 2-87  
 Kit, Recovery Tank, 2-87  
 Kit, Replmt, Control, Govnr, [All Purps], 2-13  
 Kit, Replmt, Dual Press/14" Tube, 3-7  
 Kit, Replmt, Press Switch/8" Tube, 3-7  
 Kit, Rotating, Piston, Pump, Hyd, 4-5  
 Kit, Seal, Hyd, Pump, 4-5  
 Kit, Seal, Motor, Hyd, 4-13  
 Kit, Seal, Valve, 3-61

Kit, Shim, 4-5  
 Kit, Side Brush, Maxpath, 3-39  
 Kit, Valve Handle, 3-61, 3-63  
 Knob, Adj, 2-61, 2-83  
 Knob, Jam, 2-83

**L**

Label Set, Info & Hzd, 2-134  
 Label Set, Maxpro, 2-71, 3-27  
 Label Set, Operatnl 8210, 2-134  
 Label, ES Logo, Off-White, 3-13  
 Label, Logo, 3-21  
 Label, Numerals 8210, 2-134  
 Lamp, Indicator 12 Volt, 2-13, 3-47, 3-49  
 Lamp, 2-9, 2-53, 3-15, 3-17, 3-57  
 Lampholder, 2-9  
 Latch, Hopper, 2-55  
 Latch, Trigger, 2-23, 2-25, 2-85  
 Latch, 2-11  
 Lens, Revolving Light, Blue, 3-15, 3-17  
 Lens, Revolving Light, Red, 3-15, 3-17  
 Lens, Rev. Light, Amber, 3-15, 3-17  
 Lever Wldt, Cntrl, Pintle, 2-107  
 Lever Wldt, Main Br Lift, 2-61  
 Lever Wldt, 2-67  
 Lever, Adj, Plastic, 2-67  
 Lever, Brake, 2-43  
 Lever, Engine Stop, 5-30  
 Lever, Fork 2, 5-31  
 Lever, Speed Control, 5-30  
 Lever, Wldt, Pintle, 2-105  
 IHose, Pvc, Brd, 0.75id 1.03od 02.00l, 2-91  
 Lift Rail, Scrub Head, 2-71, 3-25  
 Light Assy Tail, 2-9  
 Light Kit, Rev. Ohg, 3-17  
 Light Kit, Rev, 8200 8210, 3-15  
 Light, Indctr/Red 12V .1A Jmco, 2-13  
 Light, Rev, Amber, 12V, 3-15, 3-17  
 Link Wldt, Head Drag, 2-73  
 Link Wldt, Head, Drag, 3-29  
 Link, Machining, 2-79  
 Link, Side Brush, 3-39  
 Link, Valve Handle, 2-115

**M**

Magnet, Pickup, 2-29  
 Manifold Assy, Inlet, 5-13  
 Manifold, 3 Head .75-Npt, 3-27  
 Manifold, Es 8200, 3-3  
 Manifold, Exhaust, Front, Down, 5-13  
 Manifold, Inlet, 5-13  
 Manifold, Water, Sol Valves, 2-91  
 Manual Opmt 8210D Es, 3-66  
 Manual Opmt 8210D Fr, 3-66  
 Manual Pkg 8210D, 3-66  
 Manual Ser 8200/8210 G/LP/Die En, 3-66  
 Manual V1505 (E series), 3-66  
 Manual, Cd-Rom, Oprtr & Parts, All [Na], 3-66

Metal, Crankpin 02, 5-17  
 Metal, Crankpin 04, 5-17  
 Metal, Crankpin, 5-17  
 Metal, Crankshaft 1, 5-17  
 Metal, Crankshaft 2, 5-17  
 Metal, Crankshaft 3, 5-17  
 Metal, Crankshaft1 02, 5-17  
 Metal, Crankshaft1 04, 5-17  
 Metal, Crankshaft2 02, 5-17  
 Metal, Crankshaft2 04, 5-17  
 Metal, Crankshaft3 02, 5-17  
 Metal, Crankshaft3 04, 5-17  
 Metal, Side 1 02, 5-17  
 Metal, Side 1 04, 5-17  
 Metal, Side 1, 5-17  
 Metal, Side 2 02, 5-17  
 Metal, Side 2 04, 5-17  
 Metal, Side 2, 5-17  
 Metering Kit, Detergent, 3-13  
 Molding, Fan Discharge, 2-93  
 Molding, Rigid, 3-17  
 Molding, Trim 11-14Ga 7.50, 2-11  
 Molding, Trim, .08-.11 04.00, 2-9  
 Motor, Ele, Shaker, 2-59  
 Motor, Hyd Gear (See Breakdown), 3-27  
 Motor, Hyd Gear (See Breakdowns), 2-49, 2-63, 2-65, 2-69, 2-93, 2-95  
 Motor, Hyd Gear Ex 0.13 B 3000, 4-20  
 Motor, Hyd Gear Ex 0.23 B 3000, 4-21  
 Motor, Hyd Gear In 02.8 B 1500, 4-14  
 Motor, Hyd Gear In 07.3 B 1500, 4-15  
 Motor, Hyd Gear In 14.1 B 1500, 4-17  
 Motor, Hyd Gear, 4-11  
 Motor, Hyd, Gear, [Int], 19.0 X 3000, 4-13  
 Mount, Cable Tie, 3-57  
 Muffler, Exhaust, 2-37

**N**

Nozzle, Wand, Plastic, 3-45  
 Nut - Low Crown .50-20, 2-93, 2-95  
 Nut, Cap, 5-11, 5-25, 5-28, 5-29  
 Nut, Hex Lock, 3-65  
 Nut, Hex Std, 2-47  
 Nut, Hex. Lock, 2-111  
 Nut, Hex, Cap [Ku] 15952-92331, 5-12  
 Nut, Hex, Flexlock, .50-13, 2-65  
 Nut, Hex, Flexlock, .75-10, 2-63  
 Nut, Hex, Flng, M08 X 1.25, 2-95  
 Nut, Hex, Flng, M10 X 1.5, 3-41, 3-43  
 Nut, Hex, Flng, M8 X 1.25, 2-61, 3-41, 3-43  
 Nut, Hex, Jam, .25-28, 2-45, 2-47, 2-65, 2-107  
 Nut, Hex, Jam, .31-18, 2-67  
 Nut, Hex, Jam, M10 X 1.5, Ss, 2-75, 2-77, 3-33, 3-35  
 Nut, Hex, Jam, M10X1.5, Ss, 2-73  
 Nut, Hex, Jam, M20 X 1.5 X 4, 2-21  
 Nut, Hex, Lock, .25-20 NI, 2-105  
 Nut, Hex, Lock, .25-20, NI, 2-31, 2-47, 2-105, 2-107, 2-113  
 Nut, Hex, Lock, .25-28, NI, 2-47

## CROSS REFERENCE

Nut, Hex, Lock, .31-18, NI, Ss, 2-19, 3-31  
Nut, Hex, Lock, .31-18, NI, 2-25, 2-107  
Nut, Hex, Lock, .31-24, NI, 2-77, 3-35  
Nut, Hex, Lock, .38-16, NI, Ss, 2-35  
Nut, Hex, Lock, .38-16, NI, 2-75, 3-33  
Nut, Hex, Lock, .50-13, NI, Ss, 2-83  
Nut, Hex, Lock, .75-10, NI, 2-49  
Nut, Hex, Lock, M04-0.7, NI, 3-13  
Nut, Hex, Lock, M05-0.8, NI, Ss, 2-45,  
2-73, 2-89, 3-11, 3-29, 3-33  
Nut, Hex, Lock, M06 X 1.0, NI, Ss, 3-5  
Nut, Hex, Lock, M06-1.0, NI, Ss, 2-59, 3-3,  
3-29, 3-41, 3-43  
Nut, Hex, Lock, M08-1.25, NI, Ss, 2-57,  
2-65, 2-69, 2-71, 2-79, 2-87, 2-93,  
3-15, 3-25  
Nut, Hex, Lock, M08-1.25, NI, 2-105  
Nut, Hex, Lock, M10 X 1.5, NI, Ss, 2-49  
Nut, Hex, Lock, M10 X 1.5, NI, 2-61, 2-67,  
3-19  
Nut, Hex, Lock, M10-1.5, NI, Ss, 2-75,  
2-77, 2-79, 3-31, 3-33, 3-35  
Nut, Hex, Lock, M12 X 1.75, NI, 2-63, 2-81  
Nut, Hex, Lock, M16-2.0, NI, 2-65  
Nut, Hex, Lock, M5 X 0.8, NI, 2-55  
Nut, Hex, Lock, M6 X 1.0, NI, 2-31, 2-53,  
2-107  
Nut, Hex, Lock, M6 X 1.0, Ss, NI, 2-91  
Nut, Hex, Lock, M6X1.0, Ss, NI, 2-73  
Nut, Hex, Lock, M8 X 1.25, NI, 2-45, 2-47,  
2-53, 2-55, 2-61, 2-67, 2-81, 2-107,  
2-117, 2-119, 3-57  
Nut, Hex, Lock, M8X1.25, NI, 3-9  
Nut, Hex, Slot, .75-16, 2-43  
Nut, Hex, Slot, 1.00-20, 2-49  
Nut, Hex, Std, .25-28, 2-107  
Nut, Hex, Std, .31-18, 2-61  
Nut, Hex, Std, .31-24, 2-77, 3-35  
Nut, Hex, Std, .75-16, 2-49  
Nut, Hex, Std, #10-32, 2, 2-9  
Nut, Hex, Std, M06 X 1.0, Ss, 2-87  
Nut, Hex, Std, M08-1.25, Ss, 2-79  
Nut, Hex, Std, M10 X 1.5, 2-47, 2-61  
Nut, Hex, Std, M10X1.5, Ss, 2-73  
Nut, Hex, Std, M3 X 0.5, 8, 2-47  
Nut, Hex, Std, M6 X 1.0, 8, 2-47  
Nut, Hexagon, 5-21  
Nut, Hexloc Nylon, Std, M10-1.5, 2-81  
Nut, Motor, Hyd, 4-13  
Nut, Retainer, .31-18, 2-73, 3-29  
Nut, U M 6X1.0, 2-53  
Nut, Wheel, .50-20 X 60 Angle, 2-49  
Nut, Wing, .44-20, Special, 2-33  
Nut, Wing, 2-41  
Nut-Hxslot .75-16 Pltd, 4-14, 4-15  
Nut, 4-11, 4-25, 4-27, 4-29, 4-31, 4-32, 5-7,  
5-13, 5-14, 5-25, 5-29, 5-30, 5-32

## O

O-Ring, Gland, 2-109  
O-Ring, 5-3, 5-5, 5-7, 5-8, 5-11, 5-17,  
5-21, 5-27, 5-30

Oil Shield, Breather, 5-11  
Operator Station, 8210 Diesel (includes  
insulation), 2-13

## P

Pad, Buff, 16Dia, Red, 2-7  
Pad, Buff, 20Dia, Red, 2-5  
Pad, Hi Pro-Duty 16D Black, 2-7  
Pad, Hi Pro-Duty 20D Black, 2-5  
Pad, Polish, 16Dia, White, 2-7  
Pad, Polish, 20Dia, White, 2-5  
Pad, Scrub, 16Dia, Blue, 2-7  
Pad, Scrub, 20Dia, Blue, 2-5  
Pad, Strip, 16Dia, Brown, 2-7  
Pad, Strip, 20Dia, Brown, 2-5  
Pad, 2-45, 2-47, 3-23, 3-29  
Panel Assy, Touch, 8210 L, 2-17  
Panel Kit, Perma-Filter, 2-53  
Panel Replc. Kit, Touch, 8210, 2-17  
Panel Wldt, Perma-Filter, 2-53  
Panel, Access Door, [8210/8200], 2-13  
Panel, Access, Door, Front, 2-13  
Panel, Access, Door, 2-13  
Panel, Cable Cover, 2-67  
Panel, Door, Brush, Lh, 2-11  
Panel, 3-45  
Pedal Wldt, Lower, 2-47  
Pedal Wldt, 2-45  
Pedal, Brake Lock, 2-45  
Pedal, Upper, 2-47  
Performance Pkg, 400 Hr Die, 2-3  
Pin, 4-19  
Pin Weldt (Replaced by 365296), 2-81  
Pin Weldt, Pivot, 2-79  
Pin Wldt, 2-75, 2-77, 3-33, 3-35  
Pin, Clamp, 5-27  
Pin, Clevis, .44d X 5.5l, 2-81  
Pin, Clevis, 0.37 Dia. X 2.50 L, 3-33  
Pin, Clevis, 0.50 D X 1.75l, 2-57  
Pin, Clevis, 5Mm Dia X 20Mm, 2-115  
Pin, Clevis, 2-9, 2-45, 2-47, 2-51, 2-57,  
2-61, 2-65, 2-67, 2-71, 2-73, 2-75,  
2-77, 2-81, 3-23, 3-25, 3-31, 3-33,  
3-35  
Pin, Cotter, .062 X 1.00, 2-67  
Pin, Cotter, .094 X 1.00, 2-61, 2-67  
Pin, Cotter, .125 X 0.75, 2-61  
Pin, Cotter, .125 X 1.00, 2-57, 2-81, 3-23  
Pin, Cotter, .125 X 1.25, 2-63, 2-81  
Pin, Cotter, .156 X 2.00, 2-49  
Pin, Dowel, Pump, Hyd, 4-5  
Pin, Dowel, 4-3  
Pin, Hair Cotter, 13mm D 3mm Wir, 2-47  
Pin, Hair Cotter, 2-47, 2-65, 2-71, 2-75,  
2-77, 2-115, 3-25, 3-31, 3-35  
Pin, Headless, .50 Dia X 7.50, 3-29  
Pin, Hinge, Cover, Sol Tank, 2-85  
Pin, Hinge, Recovery Cover, 2-87  
Pin, Hitch, 2-83  
Pin, Hopper, Lift, 2-51  
Pin, Joint, 5-27  
Pin, Pipe, 5-3  
Pin, Piston, 5-17  
Pin, Pivot, 2-49  
Pin, Snapper, .375 X 2.25, 2-71, 3-25  
Pin, Spring, 5-30  
Pin, Start Spring, 5-3  
Pin, Straight, 5-3  
Pin, Tappet Guide, 5-27  
Pin, 2-51, 2-63, 2-65, 2-75, 2-77, 2-83,  
3-25, 3-33, 3-35  
Pipe, Breather [Ku], 5-13  
Pipe, Breather, 5-11  
Pipe, Drain, 5-21  
Pipe, Exhaust, 2-37  
Pipe, Injection 1, 5-23  
Pipe, Injection 2, 5-23  
Pipe, Injection 3, 5-23  
Pipe, Injection 4, 5-23  
Pipe, Over Flow, 5-23  
Pipe, Water Return 1, 5-9, 5-32  
Pipe, Water Return 2, 5-32  
Pipe, Water, 5-12, 5-32  
Piston 05, 5-17  
Piston, Pump, Hyd, Gear, 4-13  
Piston, 5-17  
Pivot Weldt, Bottom Right, 2-75  
Pivot Weldt, Rh, 2-75  
Pivot Wldt, Lh, Mp, 3-35  
Pivot Wldt, Lh, 3-35  
Pivot Wldt, Rh, 3-33  
Pivot, 2-83  
Plate Assembly, Pivot, 2-111  
Plate Wldt, Back, Hopper, 2-57  
Plate Wldt, Shaker, 2-59  
Plate Wldt, Stiffener [8200/8210], 2-81  
Plate, Align, Switch, Level, Liquid, 2-87,  
3-9  
Plate, Backing, 2-43  
Plate, Cam, 4-5  
Plate, Catch, Sqge Guard, 3-Hd, 3-33  
Plate, Control Box, 2-13  
Plate, Cover, 4-5  
Plate, Element 1, 5-11  
Plate, Element 2, 5-11  
Plate, Floor, Cover, 2-13  
Plate, Foot Rest, 3-23  
Plate, Hopper, Wear, 2-53  
Plate, Inlet, Fan (Painted), 2-93  
Plate, Latch, Lower, 2-55  
Plate, Latch, Upper, 2-55  
Plate, Main Br, Lift, 2-61  
Plate, Main Brush, Adjustment, 2-61  
Plate, Mounting, Light, 2-13  
Plate, Mtg, Seat, 2-19  
Plate, Mtg, Valve, 2-117  
Plate, Mtg, 2-21  
Plate, Pin, Clevis, Upper, 2-51  
Plate, Pivot (Repl by 393318), 2-111  
Plate, Retainer, Seal, 2-9  
Plate, Seal, 2-63  
Plate, Spacer, Lift Arm, 2-51  
Plate, Spacer, 2-13  
Plate, Support, Foot Rest, 3-23  
Plate, Valve, Motor, Hyd, 4-13

Plate, Valve, Pump, Hyd, 4-5  
 Plate, Valve, 4-3, 4-11  
 Plate, Wear, Uhmw, 3-29  
 Plate, Wear, 4-19  
 Plate, 2-13, 2-49, 5-27  
 Plug & O-Ring, 4-23  
 Plug #4, 4-11  
 Plug Assembly, 4-11, 4-14, 4-15  
 Plug Assy, Byd, 2-115  
 Plug Assy, Byd, 4-23  
 Plug Assy, 4-19  
 Plug Gage #6, 4-23  
 Plug S/A, 4-3  
 Plug, Control Box, 2-13  
 Plug, Drive, Brush, 2-63  
 Plug, Expandable, 1.5D 1.8L, 2-87  
 Plug, Expansion, 5-3  
 Plug, Float Switch, 2-85  
 Plug, Gauge, 4-25, 4-27, 4-29  
 Plug, Glow, 5-23  
 Plug, Idler, Brush, 2-63  
 Plug, Oil Filler, 5-11  
 Plug, Pump, Hyd, Gear, 4-13  
 Plug, 2-63, 3-27, 4-13, 4-17, 4-25, 4-27, 4-29, 4-31, 5-3, 5-5, 5-7, 5-32  
 Plunger, Pump, 5-27  
 Plunger, 4-23  
 Poppet, Pump, Hyd, Gear, 4-13  
 Pulley, 2-35, 2-67  
 Pully, Fan, 5-9  
 Pump Housing Assy, 4-3  
 Pump, Assy, Flowjet, (See Breakdowns), 3-3  
 Pump, Detergent Metering (See Breakdowns), 3-13  
 Pump, Detergent Metering, 4-33  
 Pump, Flowjet, 4-34  
 Pump, Fuel, 2-31  
 Pump, Hyd Gear (See Breakdowns), 2-109  
 Pump, Hyd Gear, 2-111, 4-7, 4-8, 4-9  
 Pump, Hyd Piston (See Breakdowns), 2-109  
 Pump, Hyd Piston V 1.24 R 2750, 4-3  
 Pump, Hyd, Piston, Var, 1.24 2750, Cw, 4-5  
 Pump, Soltn, Impeller, 12Vdc, 3-5  
 Push Rod, 5-15

**R**

Race Thrust, 4-14, 4-15, 4-17  
 Race, Bearing, Pump, Hyd, 4-5  
 Race, Bearing, 4-3, 4-19  
 Race, Inner Bearing, 4-3  
 Rack, Control, 5-27  
 Radiator Guard, Diesel, W/Labe, 2-39  
 Radiator, 2-39  
 Rectifier, 2-35  
 Regulator, 2-35  
 Relay, 12V, 2-13  
 Relief Valve, 4-3  
 Repair Info., 4-20, 4-21  
 Repair Info, Pump, 4-3

Repair Info, Pmp, 4-7  
 Repair Info, 4-8, 4-9, 4-19  
 Repl. Kit, Latch, 2-25  
 Reservoir, Hydraulic, 2-113  
 Retainer, Frt, 4-11  
 Retainer, Motor, Hyd, 4-13  
 Retainer, Rh, 3-31  
 Retainer, Ring, 2-43, 3-33  
 Retainer, Squeegee, 2-75, 2-77, 3-31, 3-35  
 Retainer, Valve Spring, 5-14  
 Retainer, 2-9, 2-83, 5-21  
 Ring, Motor, Hyd, 4-13  
 Ring, Retaining, External, 2-83  
 Ring, Retaining, Pump, Hyd, 4-5  
 Ring, Retaining, Snorkel Duct, 2-87  
 Ring, Retaining, 2-21, 2-47, 2-51, 2-67, 2-81, 2-83, 2-89, 3-11, 3-13, 4-5, 4-19, 4-23  
 Ring, 4-11  
 Rivet, Plastic, 2-9  
 Rivet, Plstc, 2-9, 2-13, 2-21, 2-27, 2-53, 2-69  
 Rivet, Pop, 2-37  
 Rod, Link, Brake, 2-45  
 Rod, Mp, 3-35  
 Rod, Support, 2-25  
 Rod, Thrd, 1 End, .25-28 7.5L, 2-107  
 Rod, Thrd, 2 End M10X1.5 12.2L, 2-73  
 Rod-End, .25-28rh Fem 0.25b [Teflon], 2-47  
 Rod-End, .25-28rh Fem 0.25b, 2-107  
 Rod-end, .75-16rh Fem 0.75b, 2-49  
 Rod-end, .75-16rh Mal 0.75b [Teflon], 2-49  
 Rod-End, M10X1.5Rh Fem M10X1.5Stud, 2-73  
 Rod-End, 2-75, 2-77, 2-105, 3-33, 3-35  
 Rod, 2-21, 2-77, 2-83  
 Roller, .975D X .506B X 2.28L, 3-25  
 Roller, 1.75D X 1.22L, 3-25  
 Roller, Thimble, 2-81  
 Roller, 2-71, 2-75, 2-81, 3-25, 3-31, 3-33, 5-21  
 Rotating Kit, 4-3

**S**

Scr Hexssm 8X1.25 110, 2-87, 2-93  
 Scr Panssm 4X0.7 35, 2-5, 2-7  
 Scr Soc M 6X1.0, 2-29  
 Scr-pan 08-32x0.50 Tamper, 2-17  
 Screen, Pump, Detergent, 3-13  
 Screen, Snorkel, 2-87  
 Screw, Set, 4-34  
 Screw, Adjusting, 5-14  
 Screw, Cap, Motor, Hyd, 4-13  
 Screw, Cap, 4-3, 4-5, 4-7, 4-8, 4-9, 4-11, 4-19  
 Screw, Flat, M10-1.5 X 35, 10.9, 2-111  
 Screw, Flat, M12-1.75X 80, 10.9, 2-63  
 Screw, Flt, .50-13 X 2.50, Al, 2-65  
 Screw, Flt, M5 X 0.8 X 12, 10.9, 2-55  
 Screw, Flt, M6 X 1.0 X 25, 10.9, 2-53

Screw, Follow, 5-27  
 Screw, Hex 6X 1.0 16 Pltd, 2-53  
 Screw, Hex Ss/M6 X 1.0 12, 2-63  
 Screw, Hex, .25-20 X 0.75, Ss, 2-11  
 Screw, Hex, .25-20 X 1.00, Ss, 3-27  
 Screw, Hex, .25-20 X 1.50, 5, 2-47  
 Screw, Hex, .25-20 X 1.75, 5, 2-105, 2-107  
 Screw, Hex, .25-20X1.00, 5, 2-107  
 Screw, Hex, .31-18 X 0.75, Sems, 2-35  
 Screw, Hex, .38-16 X 0.75, NI, 2-63  
 Screw, Hex, .38-16 X 1.00, 5, 2-107  
 Screw, Hex, .38-16 X 1.25, NI, 2-65  
 Screw, Hex, .75-10 X 2.50, FI, 2-63  
 Screw, Hex, .75-10 X 3.25, 5, 2-49  
 Screw, Hex, .75-10 X 5.00, G5, 2-49  
 Screw, Hex, Fmg, M04-0.7 X 10, 3-61, 3-63  
 Screw, Hex, Fmg, M06-1.0 X 12, 2-57, 3-47, 3-49  
 Screw, Hex, Fmg, M06-1.0 X 20, 2-9, 2-51, 2-57, 3-41, 3-43  
 Screw, Hex, Fmg, M06-1.0 X 25, 2-9  
 Screw, Hex, Fmgab, .31 X 1.50, 2-65  
 Screw, Hex, M05-0.8 X 16, Ss, 2-45, 2-71, 3-25  
 Screw, Hex, M05-0.8 X 25, Ss, 2-89, 3-11  
 Screw, Hex, M06-1.0 X 20, Ss, 2-63, 3-41, 3-43  
 Screw, Hex, M06-1.0 X 16, Ss, 2-51, 2-85, 2-91  
 Screw, Hex, M06-1.0 X 20, Ss, 2-87, 3-29  
 Screw, Hex, M06-1.0 X 25, Ss, 2-59  
 Screw, Hex, M06-1.0 X 70, Ss, 2-91  
 Screw, Hex, M08 X 1.25 X 16, 8.8, 2-13  
 Screw, Hex, M08 X 1.25 X 20, Ss, 3-5  
 Screw, Hex, M08 X 1.25 X 20, 8.8, 2-105  
 Screw, Hex, M08-1.25 X 16, Ss, 2-11, 2-19, 2-69, 3-7, 3-52  
 Screw, Hex, M08-1.25 X 20, Ss, 2-9, 2-11, 2-37, 2-57, 2-63, 2-69, 2-75, 2-77, 2-79, 2-91, 2-113, 3-3, 3-13, 3-27, 3-29, 3-31, 3-35  
 Screw, Hex, M08-1.25 X 25, Ss, 2-9, 2-65, 2-69, 2-71, 2-87  
 Screw, Hex, M08-1.25 X 30, Ss, 2-71, 2-75, 3-15, 3-25, 3-31  
 Screw, Hex, M08-1.25 X 35, Ss, 2-111  
 Screw, Hex, M08-1.25 X 40, Ss, 2-57  
 Screw, Hex, M08-1.25 X 50, Ss Full Thread, 2-79  
 Screw, Hex, M10 X 1.5 X 25, 8.8, 3-21  
 Screw, Hex, M10 X 1.5 X 30, 8.8, 2-61, 3-19, 3-41, 3-43, 3-61, 3-63  
 Screw, Hex, M10 X 1.5 X 45, 8.8, 2-67  
 Screw, Hex, M10 X 1.5 X 50, 8.8, 2-47  
 Screw, Hex, M10 X 1.5 X 60, 8.8, 2-47  
 Screw, Hex, M10 X 1.5 X 70, 8.8, 2-49  
 Screw, Hex, M10-1.25 X 25, 8.8, 2-29  
 Screw, Hex, M10-1.5 X 20, Ss, 3-33  
 Screw, Hex, M10-1.5 X 35, Ss, 3-31  
 Screw, Hex, M10-1.5 X 25, Ss, 2-75, 2-77, 3-35

## CROSS REFERENCE

Screw, Hex, M10-1.5 X 30, Ss, 2-77, 3-35	Screw, Soc, M08-1.25 X 60, Al, 2-51	Seal, Valve Stem, 5-14
Screw, Hex, M10-1.5 X 35, Ss, 2-75, 2-77, 3-35	Screw, Soc, M8X1.25X45, 12.9, 2-71	Seal, Wrap, Rear Brush, 2-9
Screw, Hex, M10-1.5 X 50, Ss, 2-77, 2-79	Screw, With Washer, 5-11, 5-23	Seal, 2-3
Screw, Hex, M10-1.5 X 60, Ss, 2-79	Screw-Hex M10X1.25 20 8.8 Pltd, 2-29	Seat Belt Kit 8200, 3-51
Screw, Hex, M12 X 1.75 X 35, 8.8, 2-81	Screw, 2-75, 2-83, 4-17, 5-7, 5-23, 5-27	Seat Kit, Grammer 8210, 3-52
Screw, Hex, M12-1.75 X110, Fl, 2-111	Screws, 4-3	Seat, Michigan W/O Armrest, 2-19
Screw, Hex, M16 X 2.0 X 90, 8.8, 2-65	Seal Kit, Cart, 4-25, 4-27, 4-29, 4-31, 4-32	Seat, Spring Lower, 5-27
Screw, Hex, M6 X 1.0 X 12, 8.8, 2-47, 2-55	Seal Kit, Coil, 4-25, 4-27, 4-29, 4-31, 4-32	Seat, Spring Upper, 5-27
Screw, Hex, M6 X 1.0 X 16, 8.8, 2-55	Seal Kit, Hyd Mtr Gear, 4-20, 4-21	Seat, Valve, 5-7
Screw, Hex, M6 X 1.0 X 20, 8.8, 2-31, 2-47	Seal Kit, Motor, 4-17	Seat, 3-52
Screw, Hex, M6 X 1.0 X 25, 8.8, 2-31, 2-53, 2-55	Seal Kit, Pump, 4-3, 4-7	Send Unit, Temperature, 2-29
Screw, Hex, M6 X 1.0 X 45, 8.8, 2-107	Seal Kit, Rear, 4-11	Sender, Filter, Hydraulic, 3-47
Screw, Hex, M6X1.0X35, Ss, 2-73	Seal Kit, Shaft, 4-11	Sensor, Level, Liquid, 30w [Mag], 2-87
Screw, Hex, M8 X 1.25 X 25, Ss, 2-87	Seal Kit, Stg, 4-19	Sensor, Level, Liquid, 30W [Mag], 3-9
Screw, Hex, M8 X 1.25 X 16, 8.8, 2-117	Seal Kit, Vlv, 4-23	Severe Envrement Kit, 8200 Lin, 3-47
Screw, Hex, M8 X 1.25 X 20, 8.8, 2-47, 2-49, 2-61, 2-67, 2-107, 3-57, 3-61, 3-63	Seal Kit, 4-8, 4-9	Shaft Ass'Y, Water Manifold, 2-91
Screw, Hex, M8 X 1.25 X 20, Ss, NI, 3-23	Seal Replmt Kit, 4-14, 4-15	Shaft Idler, 2-63
Screw, Hex, M8 X 1.25 X 20, Ss, 2-87, 3-23	Seal Wrap, Dump Door, 2-57	Shaft S/A, 4-11
Screw, Hex, M8 X 1.25 X 25, 8.8, 2-107	Seal, Assy, Bulb, 2-95	Shaft Wldt, Brake, 2-45
Screw, Hex, M8 X 1.25 X 25, Fmg, 2-9	Seal, Bearing, 2-21	Shaft, Drive, Pump, Hyd, 4-5
Screw, Hex, M8 X 1.25 X 25, 2-55, 2-67, 2-119, 3-41, 3-43	Seal, Boot, Steering Column, 2-21	Shaft, Drive, 4-3
Screw, Hex, M8 X 1.25 X 30, 8.8, 2-53, 2-61, 2-67, 2-119	Seal, Bulb, Sd-168 17.58 Cov, 2-25	Shaft, Fork Lever, 5-31
Screw, Hex, M8 X 1.25 X 35, 8.8, 2-45, 2-55, 2-67, 2-117	Seal, Bulb, Sd-168 24.18, Co, 2-25	Shaft, Governor Weight, 5-28
Screw, Hex, M8 X 1.25 X 40, 8.8, 2-45, 2-81	Seal, Bulb, Sd-168 4.0, 2-15	Shaft, Idle Gear 1, 5-15
Screw, Hex, M8 X 1.25 X 50, 8.8, 2-61	Seal, Bulb, Sd-504 15.10, Co, 2-25	Shaft, Motor, Hyd, 4-13
Screw, Hex, M8 X 1.25 X 50, Ss, Fl, 2-107	Seal, Bulb, Sd-504 23.00, Co, 2-25	Shaft, Output, 4-14, 4-15, 4-17
Screw, Hex, M8 X 1.25 X 60, 8.8, 2-67	Seal, Bulb, Sd-504 27.0, 2-15	Shaft, Stop Lever, 5-30
Screw, Hex, M8 X 1.25 X 65, 8.8, 2-67	Seal, Bulb, Sd-504 29.0, 2-23	Sheave Kit, Pump, 2-111
Screw, Hex, M8 X 1.25 X 90, 8.8, 2-81	Seal, Bulb, Sd-504 36.5, Cov, 2-25	Sheave, Engine, Diesel, 2-111
Screw, hex, m8X1.25X20, 8.8, 3-9	Seal, Bulb, Sd-504 40.7, Cov, 2-25	Sheave, Pump, 2-111
Screw, Hex, 2-111, 3-65	Seal, Bulb, Sd-504 8.5, 2-15	Sheave, Diesel, Rework, 2-111
Screw, Pan, #10-14 X 0.75,, 2-53	Seal, Connector, 60 Pin, 2-17	Sheave, 2-51
Screw, Pan, #12- X 0.50,, 3-43	Seal, Cover, 2-15	Sheet, Rbr, 8.00L Guard, Hose, 2-109
Screw, Pan, #12-X 0.50, 3-41	Seal, Dump Door, Side, 2-57	Shield, Breather, 5-12
Screw, Pan, M03-0.5 X 25, Ss, 2-51	Seal, Dump Door, 2-3	Shim, Injection Pump 0.20 mm, 5-25
Screw, Pan, M04-0.7 X 16, Ss, 3-13	Seal, Foam Rbr. .5X1.0X20.0, 2-59	Shim, Injection Pump 0.25 mm, 5-25
Screw, Pan, M05-0.8 X 20, Ss, 3-33	Seal, Foam, 2-9, 2-13	Shim, Injection Pump 0.30 mm, 5-25
Screw, Pan, M05-0.8 X 20, Ss, 2-73, 3-29	Seal, Grease Cavity, 2-49	Shim, 5-27
Screw, Pan, M06-1.0 X 10, Ss, 2-51	Seal, Headlight, 2-53	Shock Absorber, 2.3 Strk, 2-107
Screw, Pan, M3 X 0.5 X 20, 4.8, 2-47	Seal, Heat, 5-23	Shock Absorber, 2-105
Screw, Pan, M3 X 0.5 X 30, 4.8, 2-47	Seal, Hopper Door, 2-53	Shoe, Brake, 2-43
Screw, Pan, M6 X 1.0 X 35, Ss, 2-5, 2-7	Seal, Hopper Side, 2-9	Shoe, Plastic-Squeegee 14In, 3-45
Screw, Pan, Ss, 2-59	Seal, Hose, 2-89, 3-11	Skirt, Brush Door, Rh, 2-11
Screw, Pan, 5-12	Seal, Hppr,, 2-3	Skirt, Door, Brush, Lh, 2-11
Screw, Scoc, M8X1.25X45, 12.9, 3-25	Seal, Lintel, 2-9	Skirt, Front, Sbdc, Maxpath, 3-41
Screw, Set, #10-24 X 0.25, NI, 2-59	Seal, O-Ring .064X.30, 2-31	Skirt, Front, Sbdc, 3-43
Screw, Set, #10-32 X 0.38,, 2-111	Seal, O-Ring .549ld X .103Thk, 2-91	Skirt, Front, Scrubhd, 2-69
Screw, Set, M6x1.0 8, 2-111	Seal, O-Ring Non-Std .070X8.19, 2-17	Skirt, Lip, 2-53
Screw, Set, 5-14, 5-15, 5-28	Seal, Oil, 5-7, 5-10, 5-30	Skirt, Rear, Scrubhead, 2-69
Screw, Soc, .31-24 X 0.75, Al, 2-105, 2-107	Seal, Org [Ku] 04811-50300, 5-12	Skirt, Sbdc, Maxpath, 3-41
Screw, Soc, .50-13 X 1.50, Al, 2-49	Seal, Panl, Cntrl, 2-17	Skirt, Sbdc, 3-43
Screw, Soc, M08 X 1.25 X 20, 12.9, 2-71, 3-25	Seal, Rbr, Open, 0.75th, 1.00w 02.5l, 2-13	Skirt, Side Brush, 2-53
	Seal, Rubber .50 X 1.00 X 8.0L, 2-11	Skirt, 2-3
	Seal, Side Door, Lower, 2-39	Sleeve, .318b .496d .250l Ss, 2-107
	Seal, Side Door, Upper, 2-27	Sleeve, .318B .75Od 1.625L, 2-67
	Seal, Spacer, Filter, 2-59	Sleeve, .330B .62D .88 Stil, 2-61
	Seal, Top, Lh Sbdc, 3-41, 3-43	Sleeve, .344B .625D .569L, 2-61
	Seal, Top, Rh Sbdc, Maxpath, 3-41	Sleeve, .75 Od .406 Id 1.176 L, 2-79
	Seal, Top, Rh Sbdc, 3-43	Sleeve, .88D, .50B, 1.63L, 3-19
	Seal, Top, Hopper, 2-9	Sleeve, Control, 5-27
	Seal, Ure. 0.38 0.75W 07.3L Adh, 3-57	Sleeve, Crankshaft, 5-17
	Seal, Ure.50X.75X24.0L, 2-11	Sleeve, Dashpo, Pump, Hyd, Gear, 4-13
	Seal, Urethane Covered Foam, 2-9, 2-11	Sleeve, Governor, 5-28

Sleeve, Hex, T-Nut, Brush Arm, 2-63  
 Sleeve, Nyl 2.88 Id 35.00 L, 2-83  
 Sleeve, Nylon, 2-67  
 Sleeve, P/M, 0.375d 0.250b 0.16l 430ss, 2-47  
 Sleeve,, 2-61  
 Sleeve, 2-35, 2-51, 2-55, 2-65, 2-67, 2-71, 2-75, 2-77, 2-81, 2-87, 3-25, 3-31, 3-33, 3-35  
 Solenoid, 12V, 4-25, 4-27, 4-29, 4-31, 4-32  
 Spacer , 4-19  
 Spacer Plate, 4-14, 4-15  
 Spacer, 0.75D 0.38B 0.31L Nyl, 3-33  
 Spacer, Coil, 4-29  
 Spacer, Fan, Diesel, 2-35  
 Spacer, Switch, Cam, Propel, [8200/8210], 2-47  
 Spacer, 2-39, 2-69, 2-73, 2-105, 2-111, 3-27, 3-29, 4-17, 4-23  
 Spring Kit, Scu, 4-19  
 Spring, Brush Retaining, 2-5, 2-7  
 Spring, Brush, 5-21  
 Spring, Compression, 2-21, 2-111  
 Spring, Delivery Valve, 5-27  
 Spring, Die .50ld 1.00D 1.25L, 2-65  
 Spring, Die .62ld 1.25Od 1.75L, 2-65  
 Spring, Extension, 3.88L 1.5D, 2-79  
 Spring, Extension, 2-75, 2-77, 2-81, 3-31, 3-33, 3-35, 3-45  
 Spring, Gas (130 lb), 2-25  
 Spring, Gas 56Lb, 2-73, 3-29  
 Spring, Governor, 5-31  
 Spring, Motor, Hyd, 4-13  
 Spring, Parking Brake, 2-45  
 Spring, Plunger, 5-27  
 Spring, Propel, Centering, 2-105  
 Spring, Return, Brake, 2-43  
 Spring, Return, 5-30  
 Spring, Rocker Arm, 5-14  
 Spring, Start, 5-31  
 Spring, Tension, 2-61, 2-67, 2-75, 2-115, 3-33  
 Spring, Torsion, 2-45  
 Spring, Valve, 5-14  
 Spring, 2-107, 4-3, 4-11, 4-13, 4-23, 5-7, 5-21  
 Sprng, Tens, .725 Od X .154 Wi, 2-65  
 Squeegee Guard Kit, 3-65  
 Squeegee Kit, Rear 8200/8210, 2-83  
 Squeegee Weldt, Lh, 2-77  
 Squeegee Weldt, Rh, 2-75  
 Squeegee, Side, Lh Urethane (1200), 3-35  
 Squeegee, Side, Lh, 3-35  
 Starter, Diesel, 2-29  
 Steer Control, NYD#2 06.1 1000, 4-19  
 Steering Control, Hyd (See Breakdowns), 2-21  
 Stopper, Camshaft, 5-15  
 Stopper, 5-28  
 Strainer, Hyd, 25gpm 100mesh Psi, 2-3  
 Strainer, Recovery, 3-7  
 Strainer, Screen, Solution Tank, 2-85  
 Strainer, Soltn, 20mesh Cyl 3.5d 7.5l, 3-9

Strainer, Soltn, Switch Guard, 2-87, 3-9  
 Strainer-Hyd Suction 25-100-03, 2-113  
 Strap Cap Retainer, 2-89, 3-11, 3-13  
 Strap, Gas, 2-31  
 Strap, Hanger, Muffler, 2-37  
 Strap, Motor, Shaker, 2-59  
 Strap, Rubber, 2-41  
 Strap, 2-113  
 Strip, Front Retainer, 2-83  
 Strip, Nonslip, 2-83  
 Strip, Rear Retainer, 2-83  
 Strip, Retainer, Door, Dump, 2-57  
 Strip, Retainer, Door, Side, 2-57  
 Strip, Retainer, Flap, 2-9  
 Strip, Retainer, Lintel Seal, 2-9  
 Strip, Retainer, Sbdc, 3-41, 3-43  
 Strip, Retainer, Skirt, Rh Doo, 2-11  
 Strip, Retainer, 2-9, 2-53, 2-63, 3-41, 3-43  
 Stud, Adjusting, 2-47  
 Stud, Ball, Gas Spring, 2-25, 2-73, 3-29  
 Stud, M8X1.25 25 8.8 Pltd, 2-87  
 Stud, T-Nut, Brush Arm, 2-63  
 Stud, Wheel .50-20 X 1.50 Pltd, 2-49  
 Stud, 5-7, 5-13, 5-14, 5-25, 5-30, 5-32  
 Switch Assy, Dual Press, 14" Tube, 3-9  
 Switch Assy, Press, 3 Inch, 8" Tube, 2-87, 3-9  
 Switch Assy, Press, 3.0, 14.00, [8200], 3-9  
 Switch Assy, 2-47  
 Switch Ignition, 2-13  
 Switch, Pressure Oil, 2-29  
 Switch, Pressure, 3-47  
 Switch, Pushmom, Spst100A 12V, 2-13  
 Switch, Rocker, Spdt, 2 Pos, 2-13  
 Switch, Rocker, Spdt, 3Pos, 2-13, 3-15, 3-17  
 Switch, Roller, 3-47, 3-49  
 Switch, Snap Actn, 250VDC 20A Dpdt, 2-13  
 Switch, Snap Actn, 250Vdc 25A Spdt, 2-51

**T**

Tank, Detergent, 3-13  
 Tank, Fuel, 2-31  
 Tank, Recovery, 2-87  
 Tank, Solution, 2-85  
 Tape, Video, Operator, 8210, 3-66  
 Tappet, 5-15  
 Terminal, Qkdisc .25M Tab .19D, 2-59  
 Thermostat Assy, 5-32  
 Thermostat, 2-59  
 Thrust Bearing, 4-14, 4-15  
 Tie, Cable 1.75D Max 7.50Lg, 2-69, 2-105, 3-3, 3-13, 3-27  
 Tie, Cable, Nyl, 07.3l .19w 1.8 Max D, 3-5  
 Tie, Cable, Nyl, 07.3L .19W 1.8Max D, 3-57  
 Tie, Cable, Nyl, 11.4l .19w 3.0 Max D, 2-13  
 Tie, Cable, Nyl, 14.5l .30w 4.0 Max D, 2-83  
 Tie, Cable, Nyl, 15.3L W4.5 MaxD, 2-109  
 Timer, Glow Plug, 2-13

Tire & Wheel Assy, 3-59  
 Tire 16.25X6.00X11.25 Non Skid, 2-49  
 Tire, 4.00X8-3.75 Solid, 3-59  
 Tire, Assy Solid Scrubber, 2-49  
 Tire, Solid, 2-43  
 Tray Wldt, Hyd Tank, 2-113  
 Tray, Battery, W/Label, 2-41  
 Tread, Floor, 4.8 X 15.0, 3-29  
 Tube Assembly, 2 in, 2-87, 3-7  
 Tube Assembly, 3-65  
 Tube Glmnt, Sensor, Level, Soltn, 2.0l, 3-9  
 Tube Wldt, Leg, Ohg, Lh, 3-19  
 Tube Wldt, Leg, Ohg, Rh, 3-19  
 Tube Wldt, Main Brush, 2-63  
 Tube, .56B .75D 2.9L, 2-81  
 Tube, 0.50D 0.38B 2.27L Ss, 2-81  
 Tube, 0.62d 0.41b 0.6l, Ss, Cham, 2-75, 2-77, 3-31, 3-35  
 Tube, 00.38d 00.26b 00.3l Stl Plt, 2-47, 2-107  
 Tube, Breather, 5-12  
 Tube, Exhaust, Diesel, 2-37  
 Tube, Exhaust, Rear, 2-37  
 Tube, Exhaust, 2-37  
 Tube, Rnd, Alm, 00.50D 00.43B 00.2L, 2-73  
 Tube, Wye, Round, 2X2X1, 3-37  
 Tubing Connctr.Kit, Pmp, 4-33

**V**

Valve Assy, Control Sol (See Breakdowns), 2-117  
 Valve Kit, Poppet, 4-33  
 Valve Stem 3W2P, 4-31  
 Valve Stem 4W2P, 4-25, 4-27, 4-29, 4-31, 4-32  
 Valve Stem, 4-31  
 Valve, Breather, Complt, 5-12  
 Valve, Check, Solution, 3-9  
 Valve, Check, 3-27  
 Valve, Delivery, 5-27  
 Valve, Dump, 4-3  
 Valve, Exhaust, 5-14  
 Valve, Hyd Cntrl Man (See Breakdowns), 2-119  
 Valve, Hyd Control Man, 4-23  
 Valve, Hyd Control Sol (See Breakdowns), 2-117, 2-119  
 Valve, Hyd Control Sol, 4-25, 4-27, 4-29, 4-31, 4-32  
 Valve, Hyd, Solution Control (See Breakdowns), 2-73  
 Valve, Inlet, 5-14  
 Valve, Motor, Hyd, 4-13  
 Valve, Relief, 2750 Psi, 4-5  
 Valve, Solenoid, 12V Dc, 3-3  
 Valve, Solenoid, 12vdc, 3-5  
 Valve, Stem, 4-25, 4-27, 4-29  
 Valve, Water, Sol .50 Hose 12V, 2-91  
 Valve, Water 12V Soleniod (Replaced by 369850), 3-7  
 Valve, 4-11

## CROSS REFERENCE

Vr, Element, Fltr, Fuel [Dn], 2-3, 2-31  
Vr, Send-unit, Fuel, Ohm, 2-31

### W

Wand Kit, Vac, 3-45  
Wand, Metal (2 Piece), 3-45  
Washer 1, 5-14  
Washer 2, 5-14  
Washer, .406B 1.25D .12Poly, 3-25  
Washer, .562B 3.03 D .25Hr, 2-51, 2-55  
Washer, Adjusting, 2-79  
Washer, Belleville, .31, 2-105  
Washer, Belleville, .31, 2-23, 2-79, 2-81, 2-107, 2-109  
Washer, Belleville, .50, 2-51  
Washer, Felt, 2-49  
Washer, Flat .25 Ss, 2-63  
Washer, Flat, .25 Fender, 2-39, 2-53, 2-69, 3-41, 3-43  
Washer, Flat, .25 Hard, 3-41  
Washer, Flat, .25 Ss, 2-11, 2-59, 2-85, 2-87, 2-91, 3-3, 3-29, 3-47, 3-49  
Washer, Flat, .25 Std, 2-105  
Washer, Flat, .31 Fender, 3-41, 3-43  
Washer, Flat, .31 Ss, 2-11, 2-19, 2-37, 2-57, 2-69, 2-71, 2-75, 2-77, 2-87, 2-91, 2-105, 2-113, 3-3, 3-7, 3-13, 3-25, 3-27, 3-29, 3-31, 3-33, 3-35  
Washer, Flat, .38 Hard, 2-75, 2-77, 3-33, 3-35, 3-41  
Washer, Flat, .38 Ss, 2-75, 2-77, 3-25, 3-31, 3-33, 3-35  
Washer, Flat, .38, Std, 2-29  
Washer, Flat, .44 Std Hard, 2-67  
Washer, Flat, .50 Sae, 2-65  
Washer, Flat, .50 Ss, 2-75, 3-33  
Washer, Flat, .75 Sae, 2-9  
Washer, Flat, #08 Ss, 3-13  
Washer, Flat, #10 Ss, 2-45, 2-71, 2-89, 3-11, 3-25, 3-33  
Washer, Flat, #10, 2-47  
Washer, Flat, #8, Ss, 2-5, 2-7  
Washer, Flat, 0.25 Sae, 2-31, 2-55, 2-107  
Washer, Flat, 0.25 Ss, 2-5, 2-7, 2-73  
Washer, Flat, 0.25 Std, 2-31, 2-53, 2-55, 2-107, 2-113, 3-43  
Washer, Flat, 0.31 Sae, 2-45, 2-67, 3-41, 3-43  
Washer, Flat, 0.31 Ss, 2-57, 2-87, 2-107, 3-23  
Washer, Flat, 0.31 Std, 2-9, 2-47, 2-49, 2-53, 2-55, 2-61, 2-67, 2-107, 2-119, 3-9, 3-57, 3-61, 3-63  
Washer, Flat, 0.33b 0.75d .18, Stil, Pl, 2-107  
Washer, Flat, 0.34B 1.5D .12,, Stil, Pl, 2-73  
Washer, Flat, 0.38 Sae, 2-47, 2-49, 2-81, 2-107  
Washer, Flat, 0.38 Std, 2-47, 2-61, 2-81, 3-19, 3-21, 3-43, 3-61, 3-63  
Washer, Flat, 0.50 Sae, 2-81  
Washer, Flat, 0.50 Std, 2-55

Washer, Flat, 0.56b 1.38d .11, Ss, 2-81  
Washer, Flat, 0.62 Std, 2-107  
Washer, Flat, 0.75 Sae, 2-49  
Washer, Flat, 1.00 Std, 2-45  
Washer, Flat, M20, 21 X37X3, 2-43  
Washer, Flat, Pump, Hyd, 4-5  
Washer, Flat, 2-41, 2-111, 3-65  
Washer, Flt, .25 Ss, 3-5  
Washer, Flt, .31 Ss, 3-5  
Washer, Flt, .31 Std, 2-13  
Washer, Lock, Int, .62, 2-107  
Washer, Lock, Int, #04, 2-51  
Washer, Lock, Int, M3 Ss, 2-47  
Washer, Lock, Int-Ext, .38, 2-29, 2-35, 2-41  
Washer, Nylon, 2-47  
Washer, Plain, 5-7, 5-14, 5-30, 5-31  
Washer, Poly, 3-61, 3-63  
Washer, Pump, Hyd [En], 4-5  
Washer, Rbr, .12 0.66B 1.00D, 3-3, 3-5  
Washer, Sealing, 3-15  
Washer, Spring, 5-7, 5-25, 5-30, 5-32  
Washer, Ss, 2-59, 3-29  
Washer, Thrust, 1.18D.69B.06W, 2-65  
Washer, Thrust, 5-28  
Washer, 2-29, 2-37, 2-39, 2-43, 2-47, 2-49, 2-61, 2-63, 2-75, 2-77, 2-79, 2-83, 2-105, 2-111, 2-117, 2-119, 3-31, 3-35, 3-65, 4-3, 4-23  
Weight, Eccentric, 2-59  
Wheel & Tire Assy, Solid, 2-43  
Wheel and Bearing Assy, Solid, 2-43  
Wheel Steering 14Diax36T, 2-21  
Wheel, 3 Inch Dia, 2-83  
Wheel, 3.0d 1.38w 0.50b, 2-3  
Wheel, Wall Roller, 2-9  
Wingnut, 3-54  
Wire Ass'Y-Elect.,Ground, 2-29  
Wire Assy, Negative, 2-41  
Wire Assy, Positive, 2-41  
Wire, Ground, 2-35  
Wldt, Lift Arm, Scrubhd, 2-Br, 2-71  
Wldt, Lift Arm, Scrubhd, 3-Br, 3-25  
Wrap, Seal, 2-9








**TENNANT COMPANY**  
 Technical Publications #15  
 701 North Lilac Drive  
 P.O. Box 1452  
 Minneapolis, MN 55440-9947

POSTAGE WILL BE PAID BY ADDRESSEE

**BUSINESS REPLY MAIL**  
 FIRST CLASS MAIL PERMIT NO. 94 MINNEAPOLIS, MN




NO POSTAGE  
 NECESSARY  
 IF MAILED  
 IN THE  
 UNITED STATES



Fold along dotted lines

Tape here












**TENNANT COMPANY**  
 Technical Publications #15  
 701 North Lilac Drive  
 P.O. Box 1452  
 Minneapolis, MN 55440-9947

POSTAGE WILL BE PAID BY ADDRESSEE

**BUSINESS REPLY MAIL**  
 FIRST CLASS MAIL PERMIT NO. 94 MINNEAPOLIS, MN



NO POSTAGE  
 NECESSARY  
 IF MAILED  
 IN THE  
 UNITED STATES



Fold along dotted lines

Tape here

